

FASCICULE DE BREVET D'INVENTION

21 Numéro de dépôt : 1201700317
PCT/IB2016/000811

22 Date de dépôt : 09/02/2016

30 Priorité(s):

IN n° 623/CHR/2015 du 09/02/2015

24 Délivré le : 31/08/2018

45 Publié le : 02.11.2018

73 Titulaire(s):

HETERO LABS LIMITED,

Plot No: B-80 & 81 A.P.I. E/,

Balanagar,

HYDERABAD-500018 Telangana (IN)

72 Inventeur(s):

PARTHASARADHI REDDY, Bandi (IN)

DAVID KRUPADANAM, Gazula Levi (IN)

BHASKAR REDDY, Kasireddy (IN)

PANDURANGA REDDY, Adulla (IN)

VL SUBRAHMANYAM, Lanka (IN)

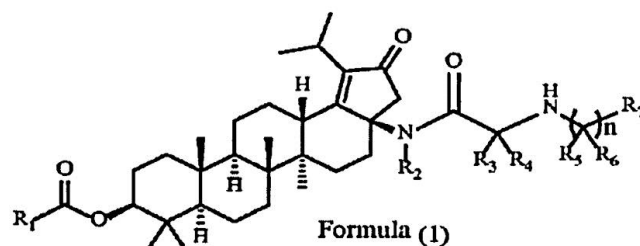
RATHNAKAR REDDY, Kura (IN)

74 Mandataire : S.C.P. AKKUM AKKUM & Associates,
Quartier Mballa II, Dragages,
B.P. 4966, YAOUNDE (CM).

54 Titre: C-3 novel triterpenone with C-28 reverse amide derivatives as HIV inhibitors.

57 Abrégé :

The invention relates to C-3 novel triterpenone with C-17 reverse amide derivatives, related compounds, and pharmaceutical compositions useful for the therapeutic treatment of viral diseases and particularly HIV mediated diseases.



C-3 NOVEL TRITERPENONE WITH C-17 REVERSE AMIDE DERIVATIVES AS HIV INHIBITORS

This application claims the benefit of Indian provisional application no 623/CHE/2015 filed on 9th February 2015 which is hereby incorporated by reference in its entirety.

5

FIELD OF THE INVENTION

The present invention relates to C-3 novel triterpenone with C-17 reverse amide derivatives and related compounds, compositions useful for therapeutic treatment of viral diseases and particularly HIV mediated diseases.

BACKGROUND OF THE INVENTION

10

The Human Immunodeficiency Virus (HIV) has now been established as the causative agent of the Acquired Immunodeficiency Syndrome (AIDS) for over 20 years (Science 1983, 220,868-871; N.Eng.J.Med.1984, 311, 1292-1297). AIDS is characterized by the destruction of the immune system, particularly of CD4+T-cells. HIV is a retrovirus, and the HIV life cycle encompasses several crucial steps, starting from the attachment of the virus to the host cell membrane and finishing with the release of progeny virons from the cell.

15

The natural compound betulinic acid, isolated from *Syzygium clavifolium* and several other plant species was found to possess anti-HIV activity. Chemical modifications were undertaken by several research groups in an attempt to identify potent anti-HIV agents by making semi-synthetic analogs of betulinic acid, leading to the discovery of bevirimat as a compound with a novel mechanism of action (J. Nat. Prod. 199457(2):243-7; J. Med. Chem. 1996,39(5),1016). Further studies shown that bevirimat acts by disrupting Gag processing (Proc. Natl. Acad. Sci. USA 2003, 100(23):13555-60; Antimicrob. Agents. Chemother. 2001,45(4),1225-30; J. Virol. 2004,78(2): 922-9; J. Biol. Chem. 2005,280(51):42149-55; J. Virol. 2006,80(12): 5716-22) and to be a first-in-class maturation inhibitor with a potent activity against HIV-1. Bevirimat went up to phase 2 clinical trials, in clinic despite optimal plasma concentrations, not all patients given bevirimat have a robust viral load reduction. It was reported that non-respondant patients had more frequent base line Gag polymorphisms near the capsid SP-1 cleavage site than responders. (HIV gag polymorphism determines treatment response to bevirimat. XVII international HIV drug resistance work shop June 10-14, 2008, Sitges, Spain).

20

25

30

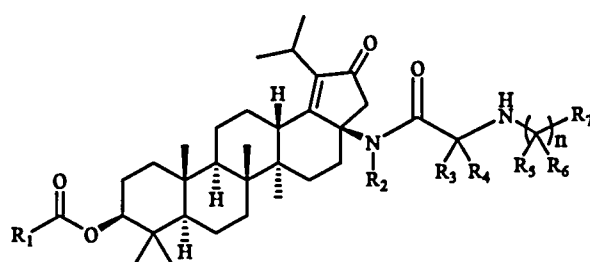
Encouraged by these developments, medicinal chemists started exploring betulinic acid derivatives and related compounds intensively for their therapeutic activities. For example, WO 2014/093941 describes pharmaceutical compositions of betulin derivatives; WO 2009/082819 describes preparation of 17-amino lupane derivatives as anti-HIV agents; WO

2013/117137 describes lupane triterpenoids derivatives and pharmaceutical use thereof; WO 2013/020245 describes carbonyl derivatives of betulin; WO 2009/082818 describes preparation of C21-keto lupane derivatives for the treatment of HIV infections; WO 2011/100308 describes preparation of betulin derivatives for treatment of HIV-1; WO 2013/090664 describes preparation of betulin derivatives for the treatment of HIV; WO 2013/091144 describes preparation of propenoate derivatives of betulin useful for the treatment of HIV; WO 2013/090683 describes preparation of betulin propenoate derivatives for the treatment of HIV.

Given the fact of the world wide epidemic level of AIDS, there is a strong continued need for new effective drugs for treatment of HIV infected patients, disease conditions and/or disorders mediated by HIV by discovering new compounds with novel structures and/or mechanism of action(s).

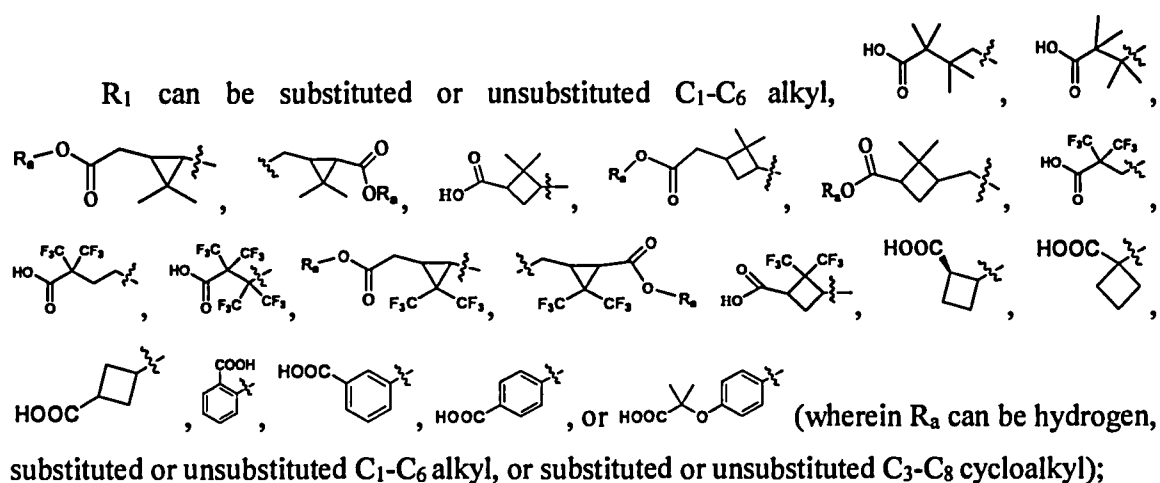
SUMMARY OF THE INVENTION

The present invention relates to the compounds of the formula (1)



Formula (1)

wherein,



R_3 can be hydrogen, substituted or unsubstituted C_1 - C_6 alkyl, substituted or unsubstituted C_2 - C_6 alkoxyalkoxy or substituted or unsubstituted C_1 - C_6 amino alkyl;

R_3 and R_4 can be independently selected from substituted or unsubstituted C_1 - C_6 alkyl, substituted or unsubstituted amine, substituted or unsubstituted C_3 - C_8 cycloalkyl, substituted or unsubstituted heterocyclyl or substituted or unsubstituted heteroaryl or R_3 and R_4 can be taken together with the carbon atom to which they are attached to form substituted or unsubstituted C_3 - C_8 cycloalkyl, epoxide, oxetane or azetidine;

R_5 and R_6 can be independently selected from hydrogen, substituted or unsubstituted C_1 - C_6 alkyl and R_5 and R_6 can be taken together with the carbon atom to which they are attached to form substituted or unsubstituted C_3 - C_8 cycloalkyl or R_5 and R_6 can be together represent oxo;

R_7 can be hydrogen, substituted or unsubstituted C_1 - C_6 alkyl, substituted or unsubstituted C_1 - C_6 alkoxy, substituted or unsubstituted amino, substituted or unsubstituted C_1 - C_6 amino alkyl, substituted or unsubstituted C_3 - C_8 cycloalkyl, substituted or unsubstituted C_6 - C_{12} aryl, substituted or unsubstituted heterocyclyl, substituted or unsubstituted heteroaryl, or $-S(O)_2R_b$; wherein the substituents can be independently selected from one or more R_m ;

R_m can be halo, C_1 - C_6 alkyl, haloalkyl, amino, $-C(O)OR_c$, substituted or unsubstituted heterocyclyl, substituted or unsubstituted heterocyclylalkyl, substituted or unsubstituted heteroaryl or $-S(O)_2R_b$;

R_b and R_c can be independently selected from substituted or unsubstituted C_1 - C_6 alkyl or substituted or unsubstituted C_6 - C_{12} aryl;

'n' can be an integer selected from 0, 1 or 2;

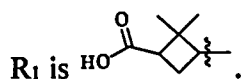
pharmaceutically acceptable salts, pharmaceutically acceptable solvates, pharmaceutically acceptable hydrates, tautomers, stereoisomers, ester prodrugs, or combination thereof.

It should be understood that the formula (1) structurally encompasses all stereoisomers, including enantiomers, diastereomers, racemates, and combinations thereof which may be contemplated from the chemical structure of the genus described herein.

It should be understood that the formula (1) structurally encompasses all tautomers.

Also contemplated are prodrugs of the compounds of the formula (1), including ester prodrugs.

According to one embodiment, there is provided a compound of formula (1), wherein



According to another embodiment, there is provided a compound of formula (1), wherein R_2 is hydrogen.

According to yet another embodiment there is provided a compound of formula (1), wherein R₃ and R₄ are methyl.

According to yet another embodiment there is provided a compound of formula (1), wherein R₃ and R₄ together with the carbon atom to which they are attached to form substituted
5 or unsubstituted C₃₋₆ cycloalkyl.

According to yet another embodiment there is provided a compound of formula (1), wherein the above said C₃₋₆ cycloalkyl is cyclopropyl, cyclobutyl, cyclopentyl, cyclohexyl.

According to yet another embodiment there is provided a compound of formula (1), wherein R₅ and R₆ are hydrogen.

10 According to yet another embodiment there is provided a compound of formula (1), wherein R₅ and R₆ are methyl.

According to yet another embodiment there is provided a compound of formula (1), wherein R₅ and R₆ together with the carbon atom to which they are attached form C₃₋₆ cycloalkyl.

15 According to yet another embodiment there is provided a compound of formula (1), wherein the above said C₃₋₆ cycloalkyl is cyclopropyl and cyclopentyl.

According to yet another embodiment there is provided a compound of formula (1), wherein R₅ and R₆ together represent oxo.

According to yet another embodiment, there is provided a compound of formula (1),
20 wherein R₇ is substituted phenyl; wherein the substituents are chloro, methyl, fluoro, trifluoromethyl, morpholine, methylsulfonyl, 4-Methyl-1H-imidazole, oxazole, 1,3,4-Oxadiazole, thiomorpholine 1,1-dioxide or 4-methylthiomorpholine 1,1-dioxide.

According to yet another embodiment there is provided a compound of formula (1), wherein R₇ is substituted pyridine; wherein the substituents are methyl, amino, morpholine or
25 chloro.

According to yet another embodiment there is provided a compound of formula (1), wherein R₇ is pyrrolidine.

According to yet another embodiment, there is provided a compound of formula (1), wherein R₇ is pyrrolidine which is substituted with -C(O)OR_c; wherein R_c is tertiary butyl.

30 According to yet another embodiment there is provided a compound of formula (1), wherein R₇ is pyrazine.

According to yet another embodiment there is provided a compound of formula (1), wherein R₇ is pyrazine which is substituted with methyl.

According to yet another embodiment there is provided a compound of formula (1), wherein R₇ is furan which is substituted with methyl.

According to yet another embodiment there is provided a compound of formula (1), wherein R₇ is piperazine which is substituted with ethyl.

5 According to yet another embodiment there is provided a compound of formula (1), wherein R₇ is quinoline.

According to yet another embodiment there is provided a compound of formula (1), wherein R₇ is piperidine.

10 According to yet another embodiment, there is provided a compound of formula (1), wherein R₇ is thiomorpholine 1,1-dioxide.

According to yet another embodiment there is provided a compound of formula (1), wherein R₇ is 1H-benzo[d]imidazole.

According to yet another embodiment, there is provided a compound of formula (1), wherein R₇ is 1H-benzo[d]imidazole which is substituted with methyl pyridine.

15 According to yet another embodiment there is provided a compound of formula (1), wherein R₇ is 1H-benzo[d]imidazole which is substituted with pyrazine.

According to yet another embodiment there is provided a compound of formula (1), wherein R₇ is thiazole which is substituted with methyl or amino.

20 According to yet another embodiment there is provided a compound of formula (1), wherein R₇ is imidazole which is substituted with methyl.

According to yet another embodiment there is provided a compound of formula (1), wherein R₇ is pyrazole which is substituted with isopropyl.

According to yet another embodiment there is provided a compound of formula (1), wherein R₇ is isoxazole which is substituted with methyl.

25 According to yet another embodiment, there is provided a compound of formula (1), wherein R₇ is 1,3,4-Oxadiazole which is substituted with methyl.

According to yet another embodiment there is provided a compound of formula (1), wherein R₇ is pyrimidine.

30 According to yet another embodiment, there is provided a compound of formula (1), wherein R₇ is pyrazolo[1,5-a]pyrimidine.

According to yet another embodiment, there is provided a compound of formula (1), wherein R₇ is -S(O)₂R_b; wherein R_b is methyl or 4-chloro phenyl.

According to yet another embodiment, there is provided a compound of formula (1), wherein R₇ is N,N-dimethyl amino.

According to yet another embodiment there is provided a compound of formula (1), wherein R₇ is tertiary butyl.

According to yet another embodiment there is provided a compound of formula (1), wherein R₇ is tertiary butoxy.

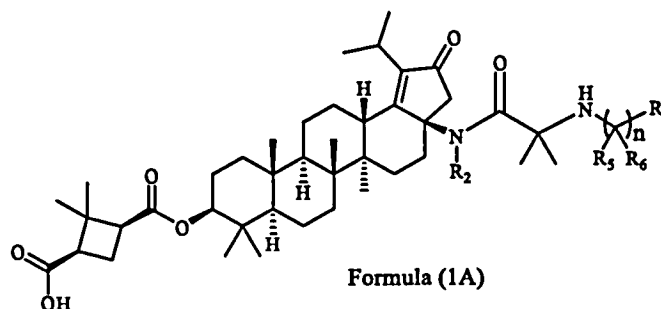
5 According to yet another embodiment there is provided a compound of formula (1), wherein R₇ is cyclohexyl.

According to yet another embodiment, there is provided a compound of formula (1), wherein 'n' is 0.

10 According to yet another embodiment, there is provided a compound of formula (1), wherein 'n' is 1.

According to yet another embodiment, there is provided a compound of formula (1), wherein 'n' is 2.

Accordingly, one other aspect of the present invention provides compounds of formula (1A):



15

wherein,

R₂, R₅, R₆, R₇ and 'n' are same as defined in formula 1;

pharmaceutically acceptable salts, pharmaceutically acceptable solvates, pharmaceutically acceptable hydrates, tautomers, stereoisomers, ester prodrugs, or
20 combination thereof.

It should be understood that the formula (1A) structurally encompasses all stereoisomers, including enantiomers, diastereomers, racemates, and combinations thereof which may be contemplated from the chemical structure of the genus described herein.

It should be understood that the formula (1A) structurally encompasses all tautomers.

25 Also contemplated are prodrugs of the compounds of the formula (1A), including ester prodrugs.

According to one embodiment, there is provided a compound of formula (1A), wherein R₂ is hydrogen.

According to one embodiment, there is provided a compound of formula (1A), wherein R₅ and R₆ are hydrogen.

According to one embodiment, there is provided a compound of formula (1A), wherein R₅ and R₆ are methyl.

5 According to one embodiment, there is provided a compound of formula (1A), wherein R₅ and R₆ together represent oxo.

According to one embodiment, there is provided a compound of formula (1A), wherein R₅ and R₆ together with the carbon atom to which they are attached to form C₃₋₆ cycloalkyl.

10 According to one embodiment, there is provided a compound of formula (1A), wherein the above said C₃₋₆ cycloalkyl is cyclopropyl, cyclopentyl or cyclohexyl.

According to yet another embodiment, there is provided a compound of formula (1A), wherein R₇ is substituted phenyl; wherein the substituents are chloro, methyl, fluoro, trifluoromethyl, morpholine, methylsulfonyl, 4-Methyl-1H-imidazole, oxazole, 1,3,4-Oxadiazole, thiomorpholine 1,1-dioxide or 4-methylthiomorpholine 1,1-dioxide.

15 According to yet another embodiment there is provided a compound of formula (1A), wherein R₇ is substituted pyridine, wherein the substituents are methyl, amino, morpholine or chloro.

According to yet another embodiment there is provided a compound of formula (1A), wherein R₇ is pyrrolidine.

20 According to yet another embodiment, there is provided a compound of formula (1A), wherein R₇ is pyrrolidine which is substituted with -C(O)OR_c; wherein R_c is tertiary butyl.

According to yet another embodiment there is provided a compound of formula (1A), wherein R₇ is pyrazine.

25 According to yet another embodiment there is provided a compound of formula (1A), wherein R₇ is pyrazine which is substituted with methyl.

According to yet another embodiment there is provided a compound of formula (1A), wherein R₇ is furan which is substituted with methyl.

According to yet another embodiment there is provided a compound of formula (1A), wherein R₇ is piperazine which is substituted with ethyl.

30 According to yet another embodiment there is provided a compound of formula (1A), wherein R₇ is quinoline.

According to yet another embodiment there is provided a compound of formula (1A), wherein R₇ is piperidine.

According to yet another embodiment, there is provided a compound of formula (1A), wherein R₇ is thiomorpholine 1,1-dioxide.

According to yet another embodiment there is provided a compound of formula (1A), wherein R₇ is 1H-benzo[d]imidazole.

5 According to yet another embodiment there is provided a compound of formula (1A), wherein R₇ is 1H-benzo[d]imidazole which is substituted with methyl pyridine or pyrazine.

According to yet another embodiment there is provided a compound of formula (1A), wherein R₇ is thiazole which is substituted with methyl or amino.

10 According to yet another embodiment there is provided a compound of formula (1A), wherein R₇ is imidazole which is substituted with methyl.

According to yet another embodiment there is provided a compound of formula (1A), wherein R₇ is pyrazole which is substituted with isopropyl.

According to yet another embodiment there is provided a compound of formula (1A), wherein R₇ is isoxazole which is substituted with methyl.

15 According to yet another embodiment, there is provided a compound of formula (1A), wherein R₇ is 1,3,4-oxadiazole which is substituted with methyl.

According to yet another embodiment there is provided a compound of formula (1A), wherein R₇ is pyrimidine.

20 According to yet another embodiment, there is provided a compound of formula (1A), wherein R₇ is pyrazolo[1,5-a]pyrimidine.

According to yet another embodiment, there is provided a compound of formula (1A), wherein R₇ is -S(O)₂R_b; wherein R_b is methyl or 4-chloro phenyl.

According to yet another embodiment, there is provided a compound of formula (1A), wherein R₇ is N,N-dimethyl amino.

25 According to yet another embodiment, there is provided a compound of formula (1A), wherein R₇ is tertiary butyl.

According to yet another embodiment, there is provided a compound of formula (1A), wherein R₇ is tertiary butoxy.

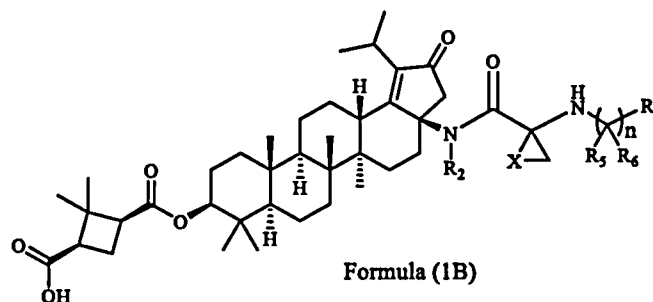
30 According to yet another embodiment, there is provided a compound of formula (1A), wherein R₇ is cyclohexyl.

According to yet another embodiment, there is provided a compound of formula (1A), wherein 'n' is 0.

According to yet another embodiment, there is provided a compound of formula (1A), wherein 'n' is 1.

According to yet another embodiment, there is provided a compound of formula (1A), wherein 'n' is 2.

Accordingly, one other aspect of the present invention provides compounds of formula (1B):



wherein,

R₂, R₅, R₆, R₇ and 'n' are same as defined in formula 1;

X can be selected from -O-, -CH₂O-, -CH₂N-, or (-CH₂-)_m;

'm' can be an integer selected from 1, 2, 3 or 4;

pharmaceutically acceptable salts, pharmaceutically acceptable solvates, pharmaceutically acceptable hydrates, tautomers, stereoisomers, ester prodrugs, or combination thereof.

It should be understood that the formula (1B) structurally encompasses all stereoisomers, including enantiomers, diastereomers, racemates, and combinations thereof which may be contemplated from the chemical structure of the genus described herein.

It should be understood that the formula (1B) structurally encompasses all tautomers.

Also contemplated are prodrugs of the compounds of the formula (1B), including ester prodrugs.

According to one embodiment, there is provided a compound of formula (1B), wherein R₂ is hydrogen.

According to one embodiment, there is provided a compound of formula (1B), wherein X is -CH₂-.

According to one embodiment, there is provided a compound of formula (1B), wherein R₅ and R₆ together represent oxo.

According to another embodiment, there is provided a compound of formula (1B), wherein R₇ is phenyl which is substituted with chloro, methyl or fluoro.

According to another embodiment, there is provided a compound of formula (1B), wherein R₇ is pyridyl which is substituted with methyl or morpholine.

According to another embodiment, there is provided a compound of formula (1B), wherein R₇ is pyrimidine.

According to another embodiment, there is provided a compound of formula (1B), wherein 'n' is 1.

5 According to another embodiment, there is provided a compound of formula (1B), wherein 'm' is 1.

According to another embodiment, there is provided a compound of formula (1B), wherein 'm' is 2.

10 According to another embodiment, there is provided a compound of formula (1B), wherein 'm' is 3.

According to another embodiment, there is provided a compound of formula (1B), wherein 'm' is 4.

Below are the representative compounds, which are illustrative in nature only and are not intended to limit to the scope of the invention (Nomenclature has been generated from
15 ChemBioDraw Ultra 13.0 version):

(1R,3S)-3-((((3aR,5aR,5bR,7aR,9S,11aR,11bR,13aS)-3a-(2-(4-chlorobenzamido)-2-methylpropanamido)-1-isopropyl-5a,5b,8,8,11a-pentamethyl-2-oxo-3,3a,4,5,5a,5b,6,7,7a,8,9,10,11,11a,11b,12,13,13a-octadecahydro-2H-cyclopenta[a]chrysen-9-yl)oxy)carbonyl)-2,2-dimethylcyclobutane-1-carboxylic acid (Compound 1),

20 (1R,3S)-3-((((3aR,5aR,5bR,7aR,9S,11aR,11bR,13aS)-3a-(2-(1-(4-chlorophenyl)cyclopropane-1-carboxamido)-2-methylpropanamido)-1-isopropyl-5a,5b,8,8,11a-pentamethyl-2-oxo-3,3a,4,5,5a,5b,6,7,7a,8,9,10,11,11a,11b,12,13,13a-octadecahydro-2H-cyclopenta[a]chrysen-9-yl)oxy)carbonyl)-2,2-dimethylcyclobutane-1-carboxylic acid (Compound 2),

25 (1R,3S)-3-((((3aR,5aR,5bR,7aR,9S,11aR,11bR,13aS)-3a-(2-benzamido-2-methylpropanamido)-1-isopropyl-5a,5b,8,8,11a-pentamethyl-2-oxo-3,3a,4,5,5a,5b,6,7,7a,8,9,10,11,11a,11b,12,13,13a-octadecahydro-2H-cyclopenta[a]chrysen-9-yl)oxy)carbonyl)-2,2-dimethylcyclobutane-1-carboxylic acid (Compound 3),

30 (1R,3S)-3-((((3aR,5aR,5bR,7aR,9S,11aR,11bR,13aS)-3a-(2-(3,4-dichlorobenzamido)-2-methylpropanamido)-1-isopropyl-5a,5b,8,8,11a-pentamethyl-2-oxo-3,3a,4,5,5a,5b,6,7,7a,8,9,10,11,11a,11b,12,13,13a-octadecahydro-2H-cyclopenta[a]chrysen-9-yl)oxy)carbonyl)-2,2-dimethylcyclobutane-1-carboxylic acid (Compound 4),

(1R,3S)-3-((((3aR,5aR,5bR,7aR,9S,11aR,11bR,13aS)-1-isopropyl-5a,5b,8,8,11a-pentamethyl-3a-(2-methyl-2-(pyrazine-2-carboxamido)propanamido)-2-oxo-3,3a,4,5,5a,5b,

6,7,7a,8,9,10,11,11a,11b,12,13,13a-octadecahydro-2H-cyclopenta[a]chrysen-9-yl)oxy)
carbonyl)-2,2-dimethylcyclobutane-1-carboxylic acid (Compound 5),

(1R,3S)-3-((((3aR,5aR,5bR,7aR,9S,11aR,11bR,13aS)-3a-(2-(6-aminonicotinamido)-
2-methylpropanamido)-1-isopropyl-5a,5b,8,8,11a-pentamethyl-2-oxo-3,3a,4,5,5a,5b,6,7,7a,
5 8,9,10,11,11a,11b,12,13,13a-octadecahydro-2H-cyclopenta[a]chrysen-9-yl)oxy)carbonyl)-
2,2-dimethylcyclobutane-1-carboxylic acid (Compound 6),

(1R,3S)-3-((((3aR,5aR,5bR,7aR,9S,11aR,11bR,13aS)-1-isopropyl-5a,5b,8,8,11a-
pentamethyl-3a-(2-methyl-2-(5-methylpyrazine-2-carboxamido)propanamido)-2-oxo-3,3a,
4,5,5a,5b,6,7,7a,8,9,10,11,11a,11b,12,13,13a-octadecahydro-2H-cyclopenta[a]chrysen-9-
10 yl)oxy)carbonyl)-2,2-dimethylcyclobutane-1-carboxylic acid (Compound 7),

(1R,3S)-3-((((3aR,5aR,5bR,7aR,9S,11aR,11bR,13aS)-3a-(2-((S)-1-(tert-butoxy
carbonyl)pyrrolidine-2-carboxamido)-2-methylpropanamido)-1-isopropyl-5a,5b,8,8,11a-
pentamethyl-2-oxo-3,3a,4,5,5a,5b,6,7,7a,8,9,10,11,11a,11b,12,13,13a-octadecahydro-2H-
cyclopenta[a]chrysen-9-yl)oxy)carbonyl)-2,2-dimethylcyclobutane-1-carboxylic acid
15 (Compound 8),

(1R,3S)-3-((((3aR,5aR,5bR,7aR,9S,11aR,11bR,13aS)-3a-(2-(2-(4-ethylpiperazin-1-
yl)acetamido)-2-methylpropanamido)-1-isopropyl-5a,5b,8,8,11a-pentamethyl-2-oxo-
3,3a,4,5,5a,5b,6,7,7a,8,9,10,11,11a,11b,12,13,13a-octadecahydro-2H-cyclopenta[a]chrysen-
9-yl)oxy)carbonyl)-2,2-dimethylcyclobutane-1-carboxylic acid (Compound 9),

(1R,3S)-3-((((3aR,5aR,5bR,7aR,9S,11aR,11bR,13aS)-1-isopropyl-5a,5b,8,8,11a-
pentamethyl-3a-(2-methyl-2-(2-(piperidin-1-yl)acetamido)propanamido)-2-oxo-3,3a,4,5,5a,
5b,6,7,7a,8,9,10,11,11a,11b,12,13,13a-octadecahydro-2H-cyclopenta[a]chrysen-9-yl)oxy)
carbonyl)-2,2-dimethylcyclobutane-1-carboxylic acid (Compound 10),

(1R,3S)-3-((((3aR,5aR,5bR,7aR,9S,11aR,11bR,13aS)-3a-(2-(2-amino-2-methyl
propanamido)-2-methylpropanamido)-1-isopropyl-5a,5b,8,8,11a-pentamethyl-2-oxo-3,3a,4,5,
5a,5b,6,7,7a,8,9,10,11,11a,11b,12,13,13a-octadecahydro-2H-cyclopenta[a]chrysen-9-yl)oxy)
carbonyl)-2,2-dimethylcyclobutane-1-carboxylic acid hydrochloride (Compound 11),

(1R,3S)-3-((((3aR,5aR,5bR,7aR,9S,11aR,11bR,13aS)-3a-(2-(1H-benzo[d]imidazole-
5-carboxamido)-2-methylpropanamido)-1-isopropyl-5a,5b,8,8,11a-pentamethyl-2-oxo-3,3a,4,
30 5,5a,5b,6,7,7a,8,9,10,11,11a,11b,12,13,13a-octadecahydro-2H-cyclopenta[a]chrysen-9-yl)
oxy)carbonyl)-2,2-dimethylcyclobutane-1-carboxylic acid (Compound 12),

(1R,3S)-3-((((3aR,5aR,5bR,7aR,9S,11aR,11bR,13aS)-1-isopropyl-5a,5b,8,8,11a-
pentamethyl-3a-(2-methyl-2-(2-(6-methylpyridin-3-yl)-1H-benzo[d]imidazole-5-
carboxamido)propanamido)-2-oxo-3,3a,4,5,5a,5b,6,7,7a,8,9,10,11,11a,11b,12,13,13a-

octadecahydro-2H-cyclopenta[a]chrysen-9-yl)oxy)carbonyl)-2,2-dimethylcyclobutane-1-carboxylic acid (Compound 13),

(1R,3S)-3-((((3aR,5aR,5bR,7aR,9S,11aR,11bR,13aS)-3a-(2-(2,4-dimethylthiazole-5-carboxamido)-2-methylpropanamido)-1-isopropyl-5a,5b,8,8,11a-pentamethyl-2-oxo-3,3a,4,5,5a,5b,6,7,7a,8,9,10,11,11a,11b,12,13,13a-octadecahydro-2H-cyclopenta[a]chrysen-9-yl)oxy)carbonyl)-2,2-dimethylcyclobutane-1-carboxylic acid (Compound 14),

(1R,3S)-3-((((3aR,5aR,5bR,7aR,9S,11aR,11bR,13aS)-1-isopropyl-5a,5b,8,8,11a-pentamethyl-3a-(2-methyl-2-(2-(pyrazin-2-yl)-1H-benzo[d]imidazole-5-carboxamido)propanamido)-2-oxo-3,3a,4,5,5a,5b,6,7,7a,8,9,10,11,11a,11b,12,13,13a-octadecahydro-2H-cyclopenta[a]chrysen-9-yl)oxy)carbonyl)-2,2-dimethylcyclobutane-1-carboxylic acid (Compound 15),

(1R,3S)-3-((((3aR,5aR,5bR,7aR,9S,11aR,11bR,13aS)-1-isopropyl-5a,5b,8,8,11a-pentamethyl-3a-(2-methyl-2-(1-methyl-1H-imidazole-2-carboxamido)propanamido)-2-oxo-3,3a,4,5,5a,5b,6,7,7a,8,9,10,11,11a,11b,12,13,13a-octadecahydro-2H-cyclopenta[a]chrysen-9-yl)oxy)carbonyl)-2,2-dimethylcyclobutane-1-carboxylic acid (Compound 16),

(1R,3S)-3-((((3aR,5aR,5bR,7aR,9S,11aR,11bR,13aS)-1-isopropyl-3a-(2-(3-isopropyl-1H-pyrazole-5-carboxamido)-2-methylpropanamido)-5a,5b,8,8,11a-pentamethyl-2-oxo-3,3a,4,5,5a,5b,6,7,7a,8,9,10,11,11a,11b,12,13,13a-octadecahydro-2H-cyclopenta[a]chrysen-9-yl)oxy)carbonyl)-2,2-dimethylcyclobutane-1-carboxylic acid (Compound 17),

(1R,3S)-3-((((3aR,5aR,5bR,7aR,9S,11aR,11bR,13aS)-1-isopropyl-5a,5b,8,8,11a-pentamethyl-3a-(2-methyl-2-(4-morpholinobenzamido)propanamido)-2-oxo-3,3a,4,5,5a,5b,6,7,7a,8,9,10,11,11a,11b,12,13,13a-octadecahydro-2H-cyclopenta[a]chrysen-9-yl)oxy)carbonyl)-2,2-dimethylcyclobutane-1-carboxylic acid (Compound 18),

(1R,3S)-3-((((3aR,5aR,5bR,7aR,9S,11aR,11bR,13aS)-3a-(2-(3,5-dimethylisoxazole-4-carboxamido)-2-methylpropanamido)-1-isopropyl-5a,5b,8,8,11a-pentamethyl-2-oxo-3,3a,4,5,5a,5b,6,7,7a,8,9,10,11,11a,11b,12,13,13a-octadecahydro-2H-cyclopenta[a]chrysen-9-yl)oxy)carbonyl)-2,2-dimethylcyclobutane-1-carboxylic acid (Compound 19),

(1R,3S)-3-((((3aR,5aR,5bR,7aR,9S,11aR,11bR,13aS)-1-isopropyl-5a,5b,8,8,11a-pentamethyl-3a-(2-methyl-2-(4-(4-methyl-1H-imidazol-1-yl)benzamido)propanamido)-2-oxo-3,3a,4,5,5a,5b,6,7,7a,8,9,10,11,11a,11b,12,13,13a-octadecahydro-2H-cyclopenta[a]chrysen-9-yl)oxy)carbonyl)-2,2-dimethylcyclobutane-1-carboxylic acid (Compound 20),

(1S,3R)-3-((((3aR,5aR,5bR,7aR,9S,11aR,11bR,13aS)-3a-(2-(4-chlorobenzamido)-2-methylpropanamido)-1-isopropyl-5a,5b,8,8,11a-pentamethyl-2-oxo-3,3a,4,5,5a,5b,6,7,7a,8,

9,10,11,11a,11b,12,13,13a-octadecahydro-2H-cyclopenta[a]chrysen-9-yl)oxy)carbonyl)-2,2-dimethylcyclobutane-1-carboxylic acid (Compound 21),

(1R,3S)-3-((((3aR,5aR,5bR,7aR,9S,11aR,11bR,13aS)-3a-(2-(4-fluorobenzamido)-2-methylpropanamido)-1-isopropyl-5a,5b,8,8,11a-pentamethyl-2-oxo-3,3a,4,5,5a,5b,6,7,7a,8,9,10,11,11a,11b,12,13,13a-octadecahydro-2H-cyclopenta[a]chrysen-9-yl)oxy)carbonyl)-2,2-dimethylcyclobutane-1-carboxylic acid (Compound 22),

(1R,3S)-3-((((3aR,5aR,5bR,7aR,9S,11aR,11bR,13aS)-1-isopropyl-5a,5b,8,8,11a-pentamethyl-3a-(2-methyl-2-(4-methylbenzamido)propanamido)-2-oxo-3,3a,4,5,5a,5b,6,7,7a,8,9,10,11,11a,11b,12,13,13a-octadecahydro-2H-cyclopenta[a]chrysen-9-yl)oxy)carbonyl)-2,2-dimethylcyclobutane-1-carboxylic acid (Compound 23),

(1R,3S)-3-((((3aR,5aR,5bR,7aR,9S,11aR,11bR,13aS)-3a-(2-(furan-3-carboxamido)-2-methylpropanamido)-1-isopropyl-5a,5b,8,8,11a-pentamethyl-2-oxo-3,3a,4,5,5a,5b,6,7,7a,8,9,10,11,11a,11b,12,13,13a-octadecahydro-2H-cyclopenta[a]chrysen-9-yl)oxy)carbonyl)-2,2-dimethylcyclobutane-1-carboxylic acid (Compound 24),

(1R,3S)-3-((((3aR,5aR,5bR,7aR,9S,11aR,11bR,13aS)-1-isopropyl-5a,5b,8,8,11a-pentamethyl-3a-(2-methyl-2-(4-(trifluoromethyl)benzamido)propanamido)-2-oxo-3,3a,4,5,5a,5b,6,7,7a,8,9,10,11,11a,11b,12,13,13a-octadecahydro-2H-cyclopenta[a]chrysen-9-yl)oxy)carbonyl)-2,2-dimethylcyclobutane-1-carboxylic acid (Compound 25),

(1R,3S)-3-((((3aR,5aR,5bR,7aR,9S,11aR,11bR,13aS)-3a-(2-(furan-2-carboxamido)-2-methylpropanamido)-1-isopropyl-5a,5b,8,8,11a-pentamethyl-2-oxo-3,3a,4,5,5a,5b,6,7,7a,8,9,10,11,11a,11b,12,13,13a-octadecahydro-2H-cyclopenta[a]chrysen-9-yl)oxy)carbonyl)-2,2-dimethylcyclobutane-1-carboxylic acid (Compound 26),

(1R,3S)-3-((((3aR,5aR,5bR,7aR,9S,11aR,11bR,13aS)-1-isopropyl-5a,5b,8,8,11a-pentamethyl-3a-(2-methyl-2-(1-phenylcyclopentane-1-carboxamido)propanamido)-2-oxo-3,3a,4,5,5a,5b,6,7,7a,8,9,10,11,11a,11b,12,13,13a-octadecahydro-2H-cyclopenta[a]chrysen-9-yl)oxy)carbonyl)-2,2-dimethylcyclobutane-1-carboxylic acid (Compound 27),

(1R,3S)-3-((((3aR,5aR,5bR,7aR,9S,11aR,11bR,13aS)-1-isopropyl-5a,5b,8,8,11a-pentamethyl-3a-(2-methyl-2-(quinoline-2-carboxamido)propanamido)-2-oxo-3,3a,4,5,5a,5b,6,7,7a,8,9,10,11,11a,11b,12,13,13a-octadecahydro-2H-cyclopenta[a]chrysen-9-yl)oxy)carbonyl)-2,2-dimethylcyclobutane-1-carboxylic acid (Compound 28),

(1R,3S)-3-((((3aR,5aR,5bR,7aR,9S,11aR,11bR,13aS)-1-isopropyl-5a,5b,8,8,11a-pentamethyl-3a-(2-methyl-2-(3-methylpicolinamido)propanamido)-2-oxo-3,3a,4,5,5a,5b,6,7,7a,8,9,10,11,11a,11b,12,13,13a-octadecahydro-2H-cyclopenta[a]chrysen-9-yl)oxy)carbonyl)-2,2-dimethylcyclobutane-1-carboxylic acid (Compound 29),

(1R,3S)-3-((((3aR,5aR,5bR,7aR,9S,11aR,11bR,13aS)-1-isopropyl-5a,5b,8,8,11a-pentamethyl-3a-(2-methyl-2-(2-methylfuran-3-carboxamido)propanamido)-2-oxo-3,3a,4,5,5a,5b,6,7,7a,8,9,10,11,11a,11b,12,13,13a-octadecahydro-2H-cyclopenta[a]chrysen-9-yl)oxy)carbonyl)-2,2-dimethylcyclobutane-1-carboxylic acid (Compound 30),

5 (1R,3S)-3-((((3aR,5aR,5bR,7aR,9S,11aR,11bR,13aS)-1-isopropyl-5a,5b,8,8,11a-pentamethyl-3a-(2-methyl-2-(2-morpholinonicotinamido)propanamido)-2-oxo-3,3a,4,5,5a,5b,6,7,7a,8,9,10,11,11a,11b,12,13,13a-octadecahydro-2H-cyclopenta[a]chrysen-9-yl)oxy)carbonyl)-2,2-dimethylcyclobutane-1-carboxylic acid (Compound 31),

10 (1R,3S)-3-((((3aR,5aR,5bR,7aR,9S,11aR,11bR,13aS)-1-isopropyl-5a,5b,8,8,11a-pentamethyl-3a-(2-methyl-2-(pyrimidine-2-carboxamido)propanamido)-2-oxo-3,3a,4,5,5a,5b,6,7,7a,8,9,10,11,11a,11b,12,13,13a-octadecahydro-2H-cyclopenta[a]chrysen-9-yl)oxy)carbonyl)-2,2-dimethylcyclobutane-1-carboxylic acid (Compound 32),

(1R,3S)-3-((((3aR,5aR,5bR,7aR,9S,11aR,11bR,13aS)-3a-(2-(2,5-dimethylfuran-3-carboxamido)-2-methylpropanamido)-1-isopropyl-5a,5b,8,8,11a-pentamethyl-2-oxo-3,3a,4,5,5a,5b,6,7,7a,8,9,10,11,11a,11b,12,13,13a-octadecahydro-2H-cyclopenta[a]chrysen-9-yl)oxy)carbonyl)-2,2-dimethylcyclobutane-1-carboxylic acid (Compound 33),

15 (1R,3S)-3-((((3aR,5aR,5bR,7aR,9S,11aR,11bR,13aS)-3a-(2-(2-(1,1-dioxidothio morpholino)acetamido)-2-methylpropanamido)-1-isopropyl-5a,5b,8,8,11a-pentamethyl-2-oxo-3,3a,4,5,5a,5b,6,7,7a,8,9,10,11,11a,11b,12,13,13a-octadecahydro-2H-cyclopenta[a]chrysen-9-yl)oxy)carbonyl)-2,2-dimethylcyclobutane-1-carboxylic acid (Compound 34),

20 (1R,3S)-3-((((3aR,5aR,5bR,7aR,9S,11aR,11bR,13aS)-1-isopropyl-5a,5b,8,8,11a-pentamethyl-3a-(2-methyl-2-(piperidine-4-carboxamido)propanamido)-2-oxo-3,3a,4,5,5a,5b,6,7,7a,8,9,10,11,11a,11b,12,13,13a-octadecahydro-2H-cyclopenta[a]chrysen-9-yl)oxy)carbonyl)-2,2-dimethylcyclobutane-1-carboxylic acid hydrochloride (Compound 35),

25 (1R,3S)-3-((((3aR,5aR,5bR,7aR,9S,11aR,11bR,13aS)-3a-(2-((S)-2-amino-3-methyl butanamido)-2-methylpropanamido)-1-isopropyl-5a,5b,8,8,11a-pentamethyl-2-oxo-3,3a,4,5,5a,5b,6,7,7a,8,9,10,11,11a,11b,12,13,13a-octadecahydro-2H-cyclopenta[a]chrysen-9-yl)oxy)carbonyl)-2,2-dimethylcyclobutane-1-carboxylic acid hydrochloride (Compound 36),

30 (1R,3S)-3-((((3aR,5aR,5bR,7aR,9S,11aR,11bR,13aS)-3a-(1-(4-chlorobenzamido) cyclopropane-1-carboxamido)-1-isopropyl-5a,5b,8,8,11a-pentamethyl-2-oxo-3,3a,4,5,5a,5b,6,7,7a,8,9,10,11,11a,11b,12,13,13a-octadecahydro-2H-cyclopenta[a]chrysen-9-yl)oxy)carbonyl)-2,2-dimethylcyclobutane-1-carboxylic acid (Compound 37),

(1R,3S)-3-((((3aR,5aR,5bR,7aR,9S,11aR,11bR,13aS)-1-isopropyl-5a,5b,8,8,11a-pentamethyl-3a-(1-(6-methylnicotinamido)cyclopropane-1-carboxamido)-2-oxo-3,3a,4,5,5a,

5b,6,7,7a,8,9,10,11,11a,11b,12,13,13a-octadecahydro-2H-cyclopenta[a]chrysen-9-yl)oxy)
carbonyl)-2,2-dimethylcyclobutane-1-carboxylic acid (Compound 38),

(1R,3S)-3-((((3aR,5aR,5bR,7aR,9S,11aR,11bR,13aS)-3a-(1-(4-fluorobenzamido)
cyclopropane-1-carboxamido)-1-isopropyl-5a,5b,8,8,11a-pentamethyl-2-oxo-3,3a,4,5,5a,5b,
5 6,7,7a,8,9,10,11,11a,11b,12,13,13a-octadecahydro-2H-cyclopenta[a]chrysen-9-yl)oxy)
carbonyl)-2,2-dimethylcyclobutane-1-carboxylic acid (Compound 39),

(1R,3S)-3-((((3aR,5aR,5bR,7aR,9S,11aR,11bR,13aS)-1-isopropyl-5a,5b,8,8,11a-
pentamethyl-3a-(1-(4-methylbenzamido)cyclopropane-1-carboxamido)-2-oxo-3,3a,4,5,5a,5b,
6,7,7a,8,9,10,11,11a,11b,12,13,13a-octadecahydro-2H-cyclopenta[a]chrysen-9-yl)oxy)
10 carbonyl)-2,2-dimethylcyclobutane-1-carboxylic acid (Compound 40),

(1S,3R)-3-((((3aR,5aR,5bR,7aR,9S,11aR,11bR,13aS)-3a-(1-(4-chlorobenzamido)
cyclopropane-1-carboxamido)-1-isopropyl-5a,5b,8,8,11a-pentamethyl-2-oxo-3,3a,4,5,5a,5b,
6,7,7a,8,9,10,11,11a,11b,12,13,13a-octadecahydro-2H-cyclopenta[a]chrysen-9-yl)oxy)
carbonyl)-2,2-dimethylcyclobutane-1-carboxylic acid (Compound 41),

(1R,3S)-3-((((3aR,5aR,5bR,7aR,9S,11aR,11bR,13aS)-3a-(1-(4-chlorobenzamido)
cyclobutane-1-carboxamido)-1-isopropyl-5a,5b,8,8,11a-pentamethyl-2-oxo-3,3a,4,5,5a,5b,
6,7,7a,8,9,10,11,11a,11b,12,13,13a-octadecahydro-2H-cyclopenta[a]chrysen-9-yl)oxy)
15 carbonyl)-2,2-dimethylcyclobutane-1-carboxylic acid (Compound 42),

(1R,3S)-3-((((3aR,5aR,5bR,7aR,9S,11aR,11bR,13aS)-1-isopropyl-5a,5b,8,8,11a-
20 pentamethyl-3a-(1-(6-methylnicotinamido)cyclobutane-1-carboxamido)-2-oxo-3,3a,4,5,5a,
5b,6,7,7a,8,9,10,11,11a,11b,12,13,13a-octadecahydro-2H-cyclopenta[a]chrysen-9-yl)oxy)
carbonyl)-2,2-dimethylcyclobutane-1-carboxylic acid (Compound 43),

(1R,3S)-3-((((3aR,5aR,5bR,7aR,9S,11aR,11bR,13aS)-1-isopropyl-5a,5b,8,8,11a-
pentamethyl-2-oxo-3a-(1-(pyrimidine-2-carboxamido)cyclobutane-1-carboxamido)-3,3a,4,5,
25 5a,5b,6,7,7a,8,9,10,11,11a,11b,12,13,13a-octadecahydro-2H-cyclopenta[a]chrysen-9-yl)oxy)
carbonyl)-2,2-dimethylcyclobutane-1-carboxylic acid (Compound 44),

(1R,3S)-3-((((3aR,5aR,5bR,7aR,9S,11aR,11bR,13aS)-1-isopropyl-5a,5b,8,8,11a-
pentamethyl-3a-(1-(2-morpholinonicotinamido)cyclobutane-1-carboxamido)-2-oxo-3,3a,4,5,
5a,5b,6,7,7a,8,9,10,11,11a,11b,12,13,13a-octadecahydro-2H-cyclopenta[a]chrysen-9-yl)oxy)
30 carbonyl)-2,2-dimethylcyclobutane-1-carboxylic acid (Compound 45),

(1R,3S)-3-((((3aR,5aR,5bR,7aR,9S,11aR,11bR,13aS)-3a-(1-(4-chlorobenzamido)
cyclopentane-1-carboxamido)-1-isopropyl-5a,5b,8,8,11a-pentamethyl-2-oxo-3,3a,4,5,5a,5b,
6,7,7a,8,9,10,11,11a,11b,12,13,13a-octadecahydro-2H-cyclopenta[a]chrysen-9-yl)oxy)
carbonyl)-2,2-dimethylcyclobutane-1-carboxylic acid (Compound 46),

(1R,3S)-3-((((3aR,5aR,5bR,7aR,9S,11aR,11bR,13aS)-1-isopropyl-5a,5b,8,8,11a-pentamethyl-3a-(1-(6-methylnicotinamido)cyclopentane-1-carboxamido)-2-oxo-3,3a,4,5,5a,5b,6,7,7a,8,9,10,11,11a,11b,12,13,13a-octadecahydro-2H-cyclopenta[a]chrysen-9-yl)oxy)carbonyl)-2,2-dimethylcyclobutane-1-carboxylic acid (Compound 47),

5 (1R,3S)-3-((((3aR,5aR,5bR,7aR,9S,11aR,11bR,13aS)-3a-(1-(4-chlorobenzamido)cyclohexane-1-carboxamido)-1-isopropyl-5a,5b,8,8,11a-pentamethyl-2-oxo-3,3a,4,5,5a,5b,6,7,7a,8,9,10,11,11a,11b,12,13,13a-octadecahydro-2H-cyclopenta[a]chrysen-9-yl)oxy)carbonyl)-2,2-dimethylcyclobutane-1-carboxylic acid (Compound 48),

10 (1R,3S)-3-((((3aR,5aR,5bR,7aR,9S,11aR,11bR,13aS)-1-isopropyl-5a,5b,8,8,11a-pentamethyl-3a-(1-(6-methylnicotinamido)cyclohexane-1-carboxamido)-2-oxo-3,3a,4,5,5a,5b,6,7,7a,8,9,10,11,11a,11b,12,13,13a-octadecahydro-2H-cyclopenta[a]chrysen-9-yl)oxy)carbonyl)-2,2-dimethylcyclobutane-1-carboxylic acid (Compound 49),

15 (1R,3S)-3-((((3aR,5aR,5bR,7aR,9S,11aR,11bR,13aS)-1-isopropyl-5a,5b,8,8,11a-pentamethyl-3a-(1-(4-methylbenzamido)cyclohexane-1-carboxamido)-2-oxo-3,3a,4,5,5a,5b,6,7,7a,8,9,10,11,11a,11b,12,13,13a-octadecahydro-2H-cyclopenta[a]chrysen-9-yl)oxy)carbonyl)-2,2-dimethylcyclobutane-1-carboxylic acid (Compound 50),

20 (1R,3S)-3-((((3aR,5aR,5bR,7aR,9S,11aR,11bR,13aS)-1-isopropyl-5a,5b,8,8,11a-pentamethyl-3a-(2-methyl-2-(4-(methylsulfonyl)benzamido)propanamido)-2-oxo-3,3a,4,5,5a,5b,6,7,7a,8,9,10,11,11a,11b,12,13,13a-octadecahydro-2H-cyclopenta[a]chrysen-9-yl)oxy)carbonyl)-2,2-dimethylcyclobutane-1-carboxylic acid (Compound 51),

(1R,3S)-3-((((3aR,5aR,5bR,7aR,9S,11aR,11bR,13aS)-1-isopropyl-5a,5b,8,8,11a-pentamethyl-3a-(2-methyl-2-((S)-piperidine-3-carboxamido)propanamido)-2-oxo-3,3a,4,5,5a,5b,6,7,7a,8,9,10,11,11a,11b,12,13,13a-octadecahydro-2H-cyclopenta[a]chrysen-9-yl)oxy)carbonyl)-2,2-dimethylcyclobutane-1-carboxylic acid hydrochloride (Compound 52),

25 (1R,3S)-3-((((3aR,5aR,5bR,7aR,9S,11aR,11bR,13aS)-3a-(2-(2-(4-chlorophenyl)acetamido)-2-methylpropanamido)-1-isopropyl-5a,5b,8,8,11a-pentamethyl-2-oxo-3,3a,4,5,5a,5b,6,7,7a,8,9,10,11,11a,11b,12,13,13a-octadecahydro-2H-cyclopenta[a]chrysen-9-yl)oxy)carbonyl)-2,2-dimethylcyclobutane-1-carboxylic acid (Compound 53),

30 (1R,3S)-3-((((3aR,5aR,5bR,7aR,9S,11aR,11bR,13aS)-1-isopropyl-5a,5b,8,8,11a-pentamethyl-3a-(2-methyl-2-(pyrazolo[1,5-a]pyrimidine-3-carboxamido)propanamido)-2-oxo-3,3a,4,5,5a,5b,6,7,7a,8,9,10,11,11a,11b,12,13,13a-octadecahydro-2H-cyclopenta[a]chrysen-9-yl)oxy)carbonyl)-2,2-dimethylcyclobutane-1-carboxylic acid (Compound 54),

(1R,3S)-3-((((3aR,5aR,5bR,7aR,9S,11aR,11bR,13aS)-3a-(2-(2-aminothiazole-4-carboxamido)-2-methylpropanamido)-1-isopropyl-5a,5b,8,8,11a-pentamethyl-2-oxo-3,3a,4,5,

5a,5b,6,7,7a,8,9,10,11,11a,11b,12,13,13a-octadecahydro-2H-cyclopenta[a]chrysen-9-yl)oxy) carbonyl)-2,2-dimethylcyclobutane-1-carboxylic acid (Compound 55),

(1R,3S)-3-((((3aR,5aR,5bR,7aR,9S,11aR,11bR,13aS)-1-isopropyl-5a,5b,8,8,11a-pentamethyl-3a-(2-methyl-2-(4-(5-methyl-1,3,4-oxadiazol-2-yl)benzamido)propanamido)-2-oxo-3,3a,4,5,5a,5b,6,7,7a,8,9,10,11,11a,11b,12,13,13a-octadecahydro-2H-cyclopenta[a]chrysen-9-yl)oxy)carbonyl)-2,2-dimethylcyclobutane-1-carboxylic acid (Compound 56),

(1R,3S)-3-((((3aR,5aR,5bR,7aR,9S,11aR,11bR,13aS)-3a-(2-(4-(1,1-dioxidothio morpholino)benzamido)-2-methylpropanamido)-1-isopropyl-5a,5b,8,8,11a-pentamethyl-2-oxo-3,3a,4,5,5a,5b,6,7,7a,8,9,10,11,11a,11b,12,13,13a-octadecahydro-2H-cyclopenta[a]chrysen-9-yl)oxy)carbonyl)-2,2-dimethylcyclobutane-1-carboxylic acid (Compound 57),

(1R,3S)-3-((((3aR,5aR,5bR,7aR,9S,11aR,11bR,13aS)-3a-(2-(4-((1,1-dioxidothio morpholino)methyl)benzamido)-2-methylpropanamido)-1-isopropyl-5a,5b,8,8,11a-penta methyl-2-oxo-3,3a,4,5,5a,5b,6,7,7a,8,9,10,11,11a,11b,12,13,13a-octadecahydro-2H-cyclo penta[a]chrysen-9-yl)oxy)carbonyl)-2,2-dimethylcyclobutane-1-carboxylic acid (Compound 58),

(1R,3S)-3-((((3aR,5aR,5bR,7aR,9S,11aR,11bR,13aS)-3a-(2-(2-(dimethylamino) acetamido)-2-methylpropanamido)-1-isopropyl-5a,5b,8,8,11a-pentamethyl-2-oxo-3,3a,4,5,5a, 5b,6,7,7a,8,9,10,11,11a,11b,12,13,13a-octadecahydro-2H-cyclopenta[a]chrysen-9-yl)oxy) carbonyl)-2,2-dimethylcyclobutane-1-carboxylic acid (Compound 59),

(1R,3S)-3-((((3aR,5aR,5bR,7aR,9S,11aR,11bR,13aS)-1-isopropyl-5a,5b,8,8,11a-pentamethyl-3a-(2-methyl-2-(6-methylpicolinamido)propanamido)-2-oxo-3,3a,4,5,5a,5b, 6,7,7a,8,9,10,11,11a,11b,12,13,13a-octadecahydro-2H-cyclopenta[a]chrysen-9-yl)oxy) carbonyl)-2,2-dimethylcyclobutane-1-carboxylic acid (Compound 60),

(1R,3S)-3-((((3aR,5aR,5bR,7aR,9S,11aR,11bR,13aS)-1-isopropyl-5a,5b,8,8,11a-pentamethyl-3a-(2-methyl-2-(6-methylnicotinamido)propanamido)-2-oxo-3,3a,4,5,5a,5b, 6,7,7a,8,9,10,11,11a,11b,12,13,13a-octadecahydro-2H-cyclopenta[a]chrysen-9-yl)oxy) carbonyl)-2,2-dimethylcyclobutane-1-carboxylic acid (Compound 61),

(1R,3S)-3-((((3aR,5aR,5bR,7aR,9S,11aR,11bR,13aS)-1-isopropyl-5a,5b,8,8,11a-pentamethyl-3a-(2-methyl-2-pivalamidopropanamido)-2-oxo-3,3a,4,5,5a,5b,6,7,7a,8,9,10,11, 11a,11b,12,13,13a-octadecahydro-2H-cyclopenta[a]chrysen-9-yl)oxy)carbonyl)-2,2-dimethyl cyclobutane-1-carboxylic acid (Compound 62),

sodium (1R,3S)-3-((((3aR,5aR,5bR,7aR,9S,11aR,11bR,13aS)-1-isopropyl-5a,5b,8,8, 11a-pentamethyl-3a-(2-methyl-2-(methylsulfonamido)propanamido)-2-oxo-3,3a,4,5,5a,5b,

6,7,7a,8,9,10,11,11a,11b,12,13,13a-octadecahydro-2H-cyclopenta[a]chrysen-9-yl)oxy)
carbonyl)-2,2-dimethylcyclobutane-1-carboxylate (Compound 63),

(1R,3S)-3-((((3aR,5aR,5bR,7aR,9S,11aR,11bR,13aS)-3a-(2-((ethoxycarbonyl)amino)
-2-methylpropanamido)-1-isopropyl-5a,5b,8,8,11a-pentamethyl-2-oxo-3,3a,4,5,5a,5b,6,7,7a,
5 8,9,10,11,11a,11b,12,13,13a-octadecahydro-2H-cyclopenta[a]chrysen-9-yl)oxy)carbonyl)-
2,2-dimethylcyclobutane-1-carboxylic acid (Compound 64),

(1R,3S)-3-((((3aR,5aR,5bR,7aR,9S,11aR,11bR,13aS)-3a-(2-((4-chlorophenyl)
sulfonamido)-2-methylpropanamido)-1-isopropyl-5a,5b,8,8,11a-pentamethyl-2-oxo-3,3a,4,5,
5a,5b,6,7,7a,8,9,10,11,11a,11b,12,13,13a-octadecahydro-2H-cyclopenta[a]chrysen-9-yl)oxy)
10 carbonyl)-2,2-dimethylcyclobutane-1-carboxylic acid (Compound 65),

(1R,3S)-3-((((3aR,5aR,5bR,7aR,9S,11aR,11bR,13aS)-3a-(2-(cyclohexanecarbox
amido)-2-methylpropanamido)-1-isopropyl-5a,5b,8,8,11a-pentamethyl-2-oxo-3,3a,4,5,5a,5b,
6,7,7a,8,9,10,11,11a,11b,12,13,13a-octadecahydro-2H-cyclopenta[a]chrysen-9-yl)oxy)
carbonyl)-2,2-dimethylcyclobutane-1-carboxylic acid (Compound 66),

(1R,3S)-3-((((3aR,5aR,5bR,7aR,9S,11aR,11bR,13aS)-1-isopropyl-5a,5b,8,8,11a-
pentamethyl-3a-(2-methyl-2-((pyridin-2-ylmethyl)amino)propanamido)-2-oxo-3,3a,4,5,5a,
5b,6,7,7a,8,9,10,11,11a,11b,12,13,13a-octadecahydro-2H-cyclopenta[a]chrysen-9-yl)oxy)
15 carbonyl)-2,2-dimethylcyclobutane-1-carboxylic acid (Compound 67),

(1R,3S)-3-((((3aR,5aR,5bR,7aR,9S,11aR,11bR,13aS)-3a-(2-((4-chlorobenzyl)amino)-
2-methylpropanamido)-1-isopropyl-5a,5b,8,8,11a-pentamethyl-2-oxo-3,3a,4,5,5a,5b,6,7,7a,
20 8,9,10,11,11a,11b,12,13,13a-octadecahydro-2H-cyclopenta[a]chrysen-9-yl)oxy)carbonyl)-
2,2-dimethylcyclobutane-1-carboxylic acid (Compound 68),

(1R,3S)-3-((((3aR,5aR,5bR,7aR,9S,11aR,11bR,13aS)-3a-(2-(((1-(4-chlorophenyl)
cyclopropyl)methyl)amino)-2-methylpropanamido)-1-isopropyl-5a,5b,8,8,11a-pentamethyl-
25 2-oxo-3,3a,4,5,5a,5b,6,7,7a,8,9,10,11,11a,11b,12,13,13a-octadecahydro-2H-cyclopenta[a]
chrysen-9-yl)oxy)carbonyl)-2,2-dimethylcyclobutane-1-carboxylic acid (Compound 69),

(1R,3S)-3-((((3aR,5aR,5bR,7aR,9S,11aR,11bR,13aS)-3a-(2-(5-chloropicolinamido)-
2-methylpropanamido)-1-isopropyl-5a,5b,8,8,11a-pentamethyl-2-oxo-3,3a,4,5,5a,5b,6,7,7a,
8,9,10,11,11a,11b,12,13,13a-octadecahydro-2H-cyclopenta[a]chrysen-9-yl)oxy)carbonyl)-
30 2,2-dimethylcyclobutane-1-carboxylic acid (Compound 70),

(1R,3S)-3-((((3aR,5aR,5bR,7aR,9S,11aR,11bR,13aS)-1-isopropyl-5a,5b,8,8,11a-
pentamethyl-3a-(2-methyl-2-(3-(6-methylpyridin-3-yl)ureido)propanamido)-2-oxo-3,3a,4,5,
5a,5b,6,7,7a,8,9,10,11,11a,11b,12,13,13a-octadecahydro-2H-cyclopenta[a]chrysen-9-yl)oxy)
carbonyl)-2,2-dimethylcyclobutane-1-carboxylic acid (Compound 71),

(1R,3S)-3-((((3aR,5aR,5bR,7aR,9S,11aR,11bR,13aS)-1-isopropyl-5a,5b,8,8,11a-pentamethyl-3a-(2-methyl-2-(3-(6-methylpyridin-2-yl)ureido)propanamido)-2-oxo-3,3a,4,5,5a,5b,6,7,7a,8,9,10,11,11a,11b,12,13,13a-octadecahydro-2H-cyclopenta[a]chrysen-9-yl)oxy)carbonyl)-2,2-dimethylcyclobutane-1-carboxylic acid (Compound 72),

5 (1R,3S)-3-((((3aR,5aR,5bR,7aR,9S,11aR,11bR,13aS)-3a-(2-((2-(dimethylamino)ethyl)amino)-2-methylpropanamido)-1-isopropyl-5a,5b,8,8,11a-pentamethyl-2-oxo-3,3a,4,5,5a,5b,6,7,7a,8,9,10,11,11a,11b,12,13,13a-octadecahydro-2H-cyclopenta[a]chrysen-9-yl)oxy)carbonyl)-2,2-dimethylcyclobutane-1-carboxylic acid (Compound 73),

10 (1R,3S)-3-((((3aR,5aR,5bR,7aR,9S,11aR,11bR,13aS)-3a-(2-amino-2-methylpropanamido)-1-isopropyl-5a,5b,8,8,11a-pentamethyl-2-oxo-3,3a,4,5,5a,5b,6,7,7a,8,9,10,11,11a,11b,12,13,13a-octadecahydro-2H-cyclopenta[a]chrysen-9-yl)oxy)carbonyl)-2,2-dimethylcyclobutane-1-carboxylic acid hydrochloride (Compound 74),

15 (1R,3S)-3-((((3aR,5aR,5bR,7aR,9S,11aR,11bR,13aS)-3a-(2-((tert-butoxycarbonyl)amino)-2-methylpropanamido)-1-isopropyl-5a,5b,8,8,11a-pentamethyl-2-oxo-3,3a,4,5,5a,5b,6,7,7a,8,9,10,11,11a,11b,12,13,13a-octadecahydro-2H-cyclopenta[a]chrysen-9-yl)oxy)carbonyl)-2,2-dimethylcyclobutane-1-carboxylic acid (Compound 75),

20 (1R,3S)-3-((((3aR,5aR,5bR,7aR,9S,11aR,11bR,13aS)-1-isopropyl-5a,5b,8,8,11a-pentamethyl-3a-(2-methyl-2-((S)-pyrrolidine-2-carboxamido)propanamido)-2-oxo-3,3a,4,5,5a,5b,6,7,7a,8,9,10,11,11a,11b,12,13,13a-octadecahydro-2H-cyclopenta[a]chrysen-9-yl)oxy)carbonyl)-2,2-dimethylcyclobutane-1-carboxylic acid hydrochloride (Compound 76), or pharmaceutically acceptable salts, solvates, including hydrates and prodrugs of compounds are also contemplated.

25 The present invention also provides a pharmaceutical composition that includes at least one compound as described herein and at least one pharmaceutically acceptable excipient (such as a pharmaceutically acceptable carrier or diluent). Specifically, the pharmaceutical composition comprises a therapeutically effective amount of at least one compound described herein. The compound(s) present in the composition may be associated with a pharmaceutically acceptable excipient (such as a carrier or a diluent) or may be diluted by a carrier, or enclosed within a carrier which may be in the form of a capsule, sachet, or other container.

30 The compounds and pharmaceutical compositions described herein are useful in the treatment of diseases, conditions and/or disorders mediated by viral infections.

The present invention further provides a method of treating a disease, condition and/or disorder mediated by viral infections in a subject in need thereof by administering to the subject

one or more compounds described herein in a therapeutically effective amount to treat that infection, specifically in the form of a pharmaceutical composition.

Also provided herein are processes for preparing compounds described herein.

The invention provides a method for preventing; ameliorating or treating a HIV mediated disease, disorder or syndrome in a subject in need thereof comprising administering to the subject a therapeutically effective amount of a compound of the invention. The invention further provides a method, wherein the HIV mediated disease, disorder or syndrome is like AIDS, AIDS related complex, or a syndrome characterized by symptoms such as persistent generalized lymphadenopathy, fever and weight loss, or a retroviral infection genetically related to AIDS.

Anti HIV inhibitory potential of the compounds of present invention may be demonstrated by any one or more methodologies known in the art, such as by using the assays described in *Mossman T, December 1983, Journal of immunological methods, 65 (1-2), 55-63* and *SPC Cole, cancer chemotherapy and Pharmacology, 1986, 17, 259-263*.

DETAILED DESCRIPTION OF THE INVENTION

The present invention provides C-3 novel triterpenone with C-17 reverse amide derivatives and related compounds, which may be used as antiviral particularly as anti-HIV compounds and processes for the synthesis of these compounds. Pharmaceutically acceptable salts, pharmaceutically acceptable solvates, enantiomers, diastereomers of the derivatives, together with pharmaceutically acceptable carriers, excipients or diluents, which can be used for the treatment of diseases, condition and/or disorders mediated by viral infections, are also provided.

The following definitions apply to the terms as used herein:

The terms "halogen" or "halo" includes fluorine, chlorine, bromine, or iodine.

The term "alkyl" refers to a straight or branched hydrocarbon chain radical consisting solely of carbon and hydrogen atoms, containing no unsaturation, having from one to eight carbon atoms, and which is attached to the rest of the molecule by a single bond, e.g., methyl, ethyl, n-propyl, 1-methylethyl (isopropyl), n-butyl, n-pentyl, and 1,1-dimethylethyl (t-butyl).

The term "alkoxy" refers to a straight or branched hydrocarbon chain with oxygen radical consisting carbon and hydrogen atoms, containing saturation or unsaturation, having from one to eight carbon atoms, and which is attached through oxygen atom to the rest of the molecule by a single bond, e.g., methyloxy, ethyloxy, n-propyloxy, 1-methylethyloxy (isopropyloxy), n-butyloxy, n-pentyloxy, and 1,1-dimethylethyloxy (t-butyloxy).

The term “alkoxylalkoxy” refers to a straight or branched hydrocarbon chain with oxygen radical consisting carbon atom, hydrogen atom and alkoxy groups, containing saturation or unsaturation, having from one to eight carbon atoms, and which is attached through oxygen atom to the rest of the molecule by a single bond, e.g., 2- (methyloxy)ethyloxy, 2-(ethyloxy)ethyloxy, 2-(n-propyloxy)ethyloxy, and 3- (isopropylo xy)butylo xy.

The term “amine” refers to an organic compounds and functional groups that contain a basic nitrogen atom with a lone pair. Amines are derivatives of ammonia, wherein one or more hydrogen atoms have been replaced by a substituent such as an alkyl or aryl group these may respectively be called alkylamines and arylamines; amines in which both types of substituent are attached to one nitrogen atom may be called alkylarylamines. Important amines include amino acids, trimethylamine, and aniline.

The term “amino acid” refers to a straight or branched hydrocarbon chain containing an amine group, a carboxylic acid group, and a side-chain that is specific to each amino acid and which is attached through the nitrogen atom of the amine group to the rest of the molecule by a single bond, e.g., alanine, valine, isoleucine, leucine, phenylalanine, or tyrosine.

The term “amino alkyl” refers to any amino derivative of an alkyl radical more specifically dimethylamino.

The term “cycloalkyl” denotes a non-aromatic mono or multicyclic ring system of from 3 to about 12 carbon atoms, such as cyclopropyl, cyclobutyl, cyclopentyl, and cyclohexyl. Examples of multicyclic cycloalkyl groups include, but are not limited to, perhydronaphthyl, adamantyl and norbornyl groups, bridged cyclic groups and spirobicyclic groups, e.g., spiro (4,4) non-2-yl.

The term “aryl” refers to an aromatic radical having from 6 to 14 carbon atoms such as phenyl, naphthyl, tetrahydronaphthyl, indanyl, and biphenyl.

The term “haloalkyl” refers to alkyl group (as defined above) is substituted with one or more halogens. A monohaloalkyl radical, for example, may have a chlorine, bromine, iodine or fluorine atom. Dihalo and polyhaloalkyl radicals may have two or more of the same or different halogen atoms. Examples of haloalkyl include, but are not limited to, chloromethyl, dichloromethyl, trichloromethyl, dichloroethyl, dichloropropyl, fluoromethyl, difluoromethyl, trifluoromethyl, pentafluoroethyl, heptafluoropropyl, difluoro chloromethyl, dichloro fluoromethyl, difluoroethyl, difluoropropyl and the like.

The terms “heterocyclyl” and “heterocyclic ring” refer to a stable 3- to 15-membered ring radical which consists of carbon atoms and from one to five heteroatoms selected from nitrogen, phosphorus, oxygen and sulfur. For purposes of this invention, the heterocyclic ring

radical may be a monocyclic, bicyclic or tricyclic ring system, which may include fused, bridged or spiro ring systems, and the nitrogen, phosphorus, carbon, oxygen or sulfur atoms in the heterocyclic ring radical may be optionally oxidized to various oxidation states. In addition, the nitrogen atom may be optionally quaternized; and the ring radical may be partially or fully saturated (i.e., heterocyclic or heteroaryl). Examples of such heterocyclic ring radicals include, but are not limited to, tetrazoyl, tetrahydroisouinolyl, piperidinyl, piperazinyl, 2-oxopiperazinyl, 2-oxopiperidinyl, 2-oxopyrrolidinyl, 2-oxoazepinyl, azepinyl, pyrrolyl, 4-piperidonyl, pyrrolidinyl, pyrazinyl, pyrimidinyl, pyridazinyl, oxazolyl, oxazoliny, oxazolidinyl, triazolyl, isoxazolyl, isoxasolidinyl, morpholinyl, thiazolyl, thiazoliny, thiazolidinyl, isothiazolyl, quinuclidinyl, isothiazolidinyl, indolyl, isoindolyl, indoliny, isoindoliny, octahydroindolyl, octahydroisoindolyl, quinolyl, isoquinolyl, decahydroisoquinolyl, benzimidazolyl, thiadiazolyl, benzothiazolyl, benzooxazolyl, furyl, tetrahydrofuryl, tetrahydropyranyl, thienyl, benzothienyl, thiamorpholinyl, thiamorpholinyl sulfoxide, thiamorpholinyl sulfone, dioxaphospholanyl, oxadiazolyl and 1,4-Thiazine-1,1-dione. The heterocyclic ring radical may be attached to the main structure at any heteroatom or carbon atom that results in the creation of a stable structure.

The term "heterocyclalkyl" refers to a heterocyclic ring radical directly bonded to an alkyl group. The heterocyclalkyl radical may be attached to the main structure at any carbon atom in the alkyl group that results in the creation of a stable structure.

The term "heteroaryl" refers to an aromatic heterocyclic ring radical. Examples of such heteroaryl include, but are not limited to pyridyl, pyrazinyl, furanyl, quinoliny, tetrazoyl, triazolyl, 1,3-Diaza-1H-indenyl, thiazolyl, imidazolyl, pyrazolyl, isoxazolyl, pyrazolo[1,5-a]pyrimidinyl, 1,3,4-Oxadiazolyl, thiazolidinyl, isothiazolyl, quinuclidinyl, isothiazolidinyl, indolyl, isoindolyl, indoliny and isoindoliny. The heteroaryl ring radical may be attached to the main structure at any heteroatom or carbon atom that results in the creation of a stable structure.

"Substituted" refers to 1-3 substituents on the same position or on different positions with the same groups or different groups. Unless otherwise specified, the term "substituted" as used herein refers to substitution with any one or any combination of the following substituents: hydroxy, halogen, carboxyl, cyano, nitro, oxo (=O), thio (=S), substituted or unsubstituted alkyl, haloalkyl, substituted or unsubstituted alkoxy, substituted or unsubstituted alkenyl, substituted or unsubstituted alkynyl, substituted or unsubstituted aryl, substituted or unsubstituted arylalkyl, substituted or unsubstituted cycloalkyl, s substituted or unsubstituted amino, substituted or unsubstituted heteroaryl, substituted or unsubstituted heterocyclalkyl

ring, substituted or substituted or unsubstituted heterocyclic ring. The substituents in the aforementioned "substituted" groups cannot be further substituted. For example, when the substituent on "substituted alkyl" is "substituted aryl", the substituent on "substituted aryl" cannot be "substituted alkenyl".

5 The term "prodrug" denotes a derivative of a compound, which derivative, when administered to warm -blooded animals, e.g. humans, is converted into the compound (drug). The enzymatic and/or chemical hydrolytic cleavage of the compounds of the present invention occurs in such a manner that the proven drug form (parent carboxylic acid drug) is released, and the moiety or moieties split off remain nontoxic or are metabolized so that nontoxic
10 metabolic products are produced. For example, a carboxylic acid group can be esterified, e.g., with a methyl group or ethyl group to yield an ester. When an ester is administered to a subject, the ester is cleaved, enzymatically or non-enzymatically, reductively, oxidatively, or hydrolytically, to reveal the anionic group. An anionic group can be esterified with moieties (e.g., acyloxymethyl esters) which are cleaved to reveal an intermediate compound which
15 subsequently decomposes to yield the active compound. A discussion of the use of prodrugs is provided by T. Higuchi and W. Stella, "Pro-drugs as Novel Delivery Systems," Vol. 14 of the A.C.S. Symposium Series, and in *Bioreversible Carriers in Drug Design*, ed. Edward B. Roche, American Pharmaceutical Association and Pergamon Press, 1987.

 The term "treating" or "treatment" of a state, disease, disorder or condition includes:

20 (1) preventing or delaying the appearance of clinical symptoms of the state, disease, disorder or condition developing in a subject that may be afflicted with or predisposed to the state, disease, disorder or condition but does not yet experience or display clinical or subclinical symptoms of the state, disease, disorder or condition;

 (2) inhibiting the state, disease, disorder or condition, i.e., arresting or reducing
25 the development of the state, disease, disorder or condition or at least one clinical or subclinical symptom thereof; or

 (3) relieving the state, disease, disorder or condition, i.e., causing regression of the state, disease, disorder or condition or at least one of its clinical or subclinical symptoms.

 The benefit to a subject receiving treatment is either statistically significant or at least
30 perceptible to the subject or to the physician.

 The term "subject" includes mammals (especially humans) and other animals, such as domestic animals (e.g., household pets including cats and dogs) and non-domestic animals (such as wildlife).

A "therapeutically effective amount" means the amount of a compound that, when administered to a subject for treating a state, disease, disorder or condition, is sufficient to effect such treatment. The "therapeutically effective amount" will vary depending on the compound, the state, disease, disorder or condition and its severity and the age, weight, physical condition and responsiveness of the subject receiving treatment.

The compounds of the present invention may form salts. Non-limiting examples of pharmaceutically acceptable salts forming part of this invention include salts derived from inorganic bases salts of organic bases salts of chiral bases, salts of natural amino acids and salts of non-natural amino acids. Certain compounds of the present invention are capable of existing in stereo isomeric forms (e.g., diastereomers, enantiomers, racemates, and combinations thereof). With respect to the overall compounds described by the Formula (1), the present invention extends to these stereo isomeric forms and to mixtures thereof. To the extent prior art teaches synthesis or separation of particular stereoisomers, the different stereo isomeric forms of the present invention may be separated from one another by the methods known in the art, or a given isomer may be obtained by stereospecific or asymmetric synthesis. Tautomeric forms and mixtures of compounds described herein are also contemplated.

Pharmaceutically acceptable solvates includes hydrates and other solvents of crystallization (such as alcohols). The compounds of the present invention may form solvates with low molecular weight solvents by methods known in the art.

PHARMACEUTICAL COMPOSITIONS

The pharmaceutical compositions provided in the present invention include at least one compound described herein and at least one pharmaceutically acceptable excipient (such as a pharmaceutically acceptable carrier or diluent). Specifically, the contemplated pharmaceutical compositions include a compound(s) described herein in an amount sufficient to treat viral infection in a subject.

The subjects contemplated include, for example, a living cell and a mammal, including human. The compound of the present invention may be associated with a pharmaceutically acceptable excipient (such as a carrier or a diluent) or be diluted by a carrier, or enclosed within a carrier which can be in the form of a capsule, sachet, or other container.

Examples of suitable carriers include, but are not limited to, water, salt solutions, alcohols, polyethylene glycols, peanut oil, olive oil, gelatin, lactose, terra alba, sucrose, dextrin, magnesium carbonate, sugar, amylose, magnesium stearate, talc, gelatin, agar, pectin, acacia, stearic acid, lower alkyl ethers of cellulose, silicic acid, fatty acids, fatty acid amines, fatty acid monoglycerides and diglycerides, fatty acid esters, and polyoxyethylene.

The carrier or diluent may include a sustained release material, such as, for example, glyceryl monostearate or glyceryl distearate, alone or mixed with a wax.

The pharmaceutical composition may also include one or more pharmaceutically acceptable auxiliary agents, wetting agents, emulsifying agents, suspending agents, preserving agents, salts for influencing osmotic pressure, buffers, sweetening agents, flavoring agents, colorants, or any combination of the foregoing. The pharmaceutical composition of the invention may be formulated so as to provide quick-, sustained-, or delayed-release of the active ingredient after administration to the subject by employing procedures known in the art.

The pharmaceutical compositions described herein may be prepared, e.g., as described in Remington: The Science and Practice of Pharmacy, 20th Ed., 2003 (Lippincott Williams & Wilkins). For example, the active compound can be mixed with a carrier, or diluted by a carrier, or enclosed within a carrier, which may be in the form of an ampule, capsule, or sachet. When the carrier serves as a diluent, it may be a solid, semi-solid, or liquid material that acts as a vehicle, excipient, or medium for the active compound.

The pharmaceutical compositions may be in conventional forms, for example, capsules, tablets, solutions, suspensions, injectables or products for topical application. Further, the pharmaceutical composition of the present invention may be formulated so as to provide desired release profile.

The route of administration may be any route which effectively transports the active compound to the appropriate or desired site of action. Suitable routes of administration include, but are not limited to, oral, nasal, pulmonary, buccal, subdermal, intradermal, transdermal, parenteral, rectal, depot, subcutaneous, intravenous, intraurethral, intramuscular, intranasal, ophthalmic (such as with an ophthalmic solution) or topical (such as with a topical ointment). The oral route is specifically suitable.

Solid oral formulations include, but are not limited to, tablets, capsules (soft or hard gelatin), dragees (containing the active ingredient in powder or pellet form), troches and lozenges. Tablets, dragees, or capsules having talc and/or a carbohydrate carrier or binder or the like are particularly suitable for oral application. Exemplary carriers for tablets, dragees, or capsules include lactose, cornstarch, and/or potato starch. A syrup or elixir can be used in cases where a sweetened vehicle can be employed.

A typical tablet that may be prepared by conventional tableting techniques.

Liquid formulations include, but are not limited to, syrups, emulsions, soft gelatin and sterile injectable liquids, such as aqueous or non-aqueous liquid suspensions or solutions.

For parenteral application, particularly suitable are injectable solutions or suspensions, specifically aqueous solutions with the active compound dissolved in polyhydroxylated castor oil.

METHODS OF SCREENING

5 Antiviral HIV activity and cytotoxicity of compounds present invention can be measured in parallel by following the methods published in the literature.

 The cytotoxic effect of compounds can be analyzed by measuring the proliferation of cells using the 3-(4,5-Dimethylthiazol-2-yl)-2,5-diphenyl tetrazlium bromide (MTT) staining. Cells (5×10^3 cells /well) will be incubated in in 96 well plates in the presence or absence of
10 compounds. At the end of treatment, 20 μ l of MTT (5mg/ml in PBS) will be added to each well and incubated for an additional 4 hours at 37°C. The purple–blue MTT formazan precipitate will be dissolved in a triplex reagent containing 10% SDS, 5% isobutanol and 10 mmol/lit HCl. The activity of mitochondria, reflecting cellular growth and viability, will be evaluated by measuring the optical density at 570 nm on micro titer plate.

15 Action of compounds on replication of HIV in Sup-T1 cells can be determined by the method published by Roda Rani et al., 2006 (Archives of Biochemistry and Biophysics, Volume 456, Issue 1, 1 December 2006, Pages 79-92).

 Briefly, 1×10^6 Sup-T1 cells with 100% cell viability will be seeded in RPMI 1640, 0.1% FBS four 12 well plates. Increasing concentrations of Epap-1 peptides will be added to the cells
20 and will be infected with HIV1_{93 IN 101} each at final concentration of virus equivalent to 2 ng of p24 per ml. The infected cells will be incubated at 37°C and 5% CO₂ incubator for 2 hours. After 2 hours the cells will be pelleted at 350 g for 10 minutes, supernatant will be discarded and cell will be held with RPMI 1640 containing 10% FBS. The cells will be resuspended in the same medium with increasing concentrations of Epap-1 peptides and will be incubated for
25 96 hours. The cells will be supplemented with peptides at every 24 hours. The supernatants will be collected after 96 hours and analyzed using P24 antigen capture assay kit (SAIC Fredrick). The infection in the absence of Epap-1 will be considered to be 0% inhibition. Azidothymidine (AZT) will be taken as positive control.

 Action of compound on virus entry and quantification of virus entered can be done in
30 terms of GFP expression by the following the methods published J. Virol. 72, 6988 (1998) by in Cecilia et al., and Analytical Biochemistry Volume 360, Issue 2, 15 January 2007, Pages 315-317 (Dyavar S. Ravi and Debashis Mitra).

Briefly, cells will be seeded in to wells of 24 well plates 1 day prior to the experiment. The cells will be transfected with Tat-reporter. The virus inoculum will be adjusted to 1,000-4,000 TCID₅₀/ml in assay medium (DMEM, 10% FCS, glutamine and antibiotics), 50 µl aliquots will be incubated with serial dilutions of compounds (50 µl) for 1 hour at 37°C. The reporter expression will be quantified at appropriate time calculated inhibitory doses referers to the concentration of these agents in this preincubation mixture.

Other relevant references useful for screening antiviral HIV activity are: Averett, D.R.1989. Anti-HIV compound assessment by two novel high capacity assays. *J. Virol. Methods* 23: 263-276; Schwartz, O., et al.1998; A rapid and simple colorimetric test for the study of anti HIV agents. *AIDS Res. and Human Retroviruses*, 4(6):441-447; Daluge, S. M., et al. 1994. 5-Chloro-2',3'-deoxy-3'fluorouridine (935U83), a selective anti human immunodeficiency virus agent with an improved metabolic and toxicological profile; *Antimicro. Agents and Chemotherapy*, 38(7):1590-1603; H.Mitsuya and S.Border, Inhibition of the in vitro infectivity and cytopathic effect of human T-lymphotropic virus type lymphadenopathy-associated virus (HTLV-III/LAV) by 2,3'-dideoxynucleosides, *Proc. Natl. Acad. Sci. USA*, 83, 1911-15 (1986); Pennington et al., *Peptides* 1990; Meek T.D et al., Inhibition of HIV-1 protease in infected T-lymphocytes by synthetic peptide analogues, *Nature*, 343, p90 (1990); Weislow et al., *J. Natl. Cancer Inst.* 81, 577-586, 1989; T. Mimoto et al., *J. Med. Chem.*, 42, 1789-1802, 1999; Uckun et al 1998, *Antimicrobial Agents and Chemotherapy* 42:383; for P24 antigen assay Erice et al., 1993, *Antimicrob. Ag. Chemotherapy* 37: 385-383; Koyanagi et al., *Int. J. Cancer*, 36, 445-451, 1985; Balzarini et al. *AIDS* (1991), 5, 21-28; Connor et al., *Journal of virology*, 1996, 70, 5306-5311; Popik et al., *Journal of virology*, 2002, 76, 4709-4722; Harrington et al., *Journal of Virology Methods*, 2000, 88, 111-115; Roos et al., *Virology* 2000, 273, 307-315; Fedjuk N.V. et al; *Problems of Virology* 1992, (3)P135; Mosmann T, December 1983, *Journal of immunological methods*, 65 (1-2), 55-63 ; SPC Cole, *cancer chemotherapy and Pharmacology*, 1986, 17, 259-263, *Antiviral methods and protocols* (Eds: D Kinchington and R. F. Schinazi) Humana Press Inc., 2000, *HIV protocols* (Eds: N. L. Michael and J. H. Kim) Humana Press Inc, 1999, *DAIDS Virology manual from HIV laboratories*, Publication NIH-97-3838, 1997, 4. HIV-1 p24 antigen capture assay, enzyme immunoassay for detection of Human immunodeficiency Virus Type 1 (HIV-1) p24 in tissue culture media - Advanced bio science laboratories, Inc kit procedure.

METHODS OF TREATMENT

The present invention provides compounds and pharmaceutical formulations thereof that are useful in the treatment of diseases, conditions and/or disorders mediated by viral

infections. The connection between therapeutic effect and antiviral is illustrated. For example, PCT publication Nos. WO 01//07646, WO 01/65957, or WO 03/037908; US publication Nos. US 4,598,095 or US 2002/0068757; EP publication Nos. EP 0989862 or EP 0724650; *Bioorganic & Medicinal Chemistry Letters*, 16, (6), 1712-1715, 2006; and references cited therein, all of which are incorporated herein by reference in their entirety and for the purpose stated.

The present invention further provides a method of treating a disease, condition and/or disorder mediated by viral infections in a subject in need thereof by administering to the subject a therapeutically effective amount of a compound or a pharmaceutical composition of the present invention.

Diseases, conditions, and/or disorders that are mediated by viral infections are believed to include, but are not limited to, HIV infection, HBV infection, HCV infection, a retroviral infection genetically related to HIV, AIDS, inflammatory disease, respiratory disorders (including adult respiratory distress syndrome (ARDS), bronchitis, chronic bronchitis, chronic obstructive pulmonary disease, cystic fibrosis, asthma, emphysema, rhinitis and chronic sinusitis), inflammatory bowel disease (including Crohn's disease and ulcerative colitis), multiple sclerosis, rheumatoid arthritis, graft rejection (in particular but not limited to kidney and lung allografts), endometriosis, type I diabetes, renal diseases, chronic pancreatitis, inflammatory lung conditions, chronic heart failure and bacterial infections (in particular but not limited to tuberculosis).

The compounds of the present invention can obtain more advantageous effects than additive effects in the prevention or treatment of the above diseases when using suitably in combination with the available drugs. Also, the administration dose can be decreased in comparison with administration of either drug alone, or adverse effects of co administered drugs other than antiviral can be avoided or declined.

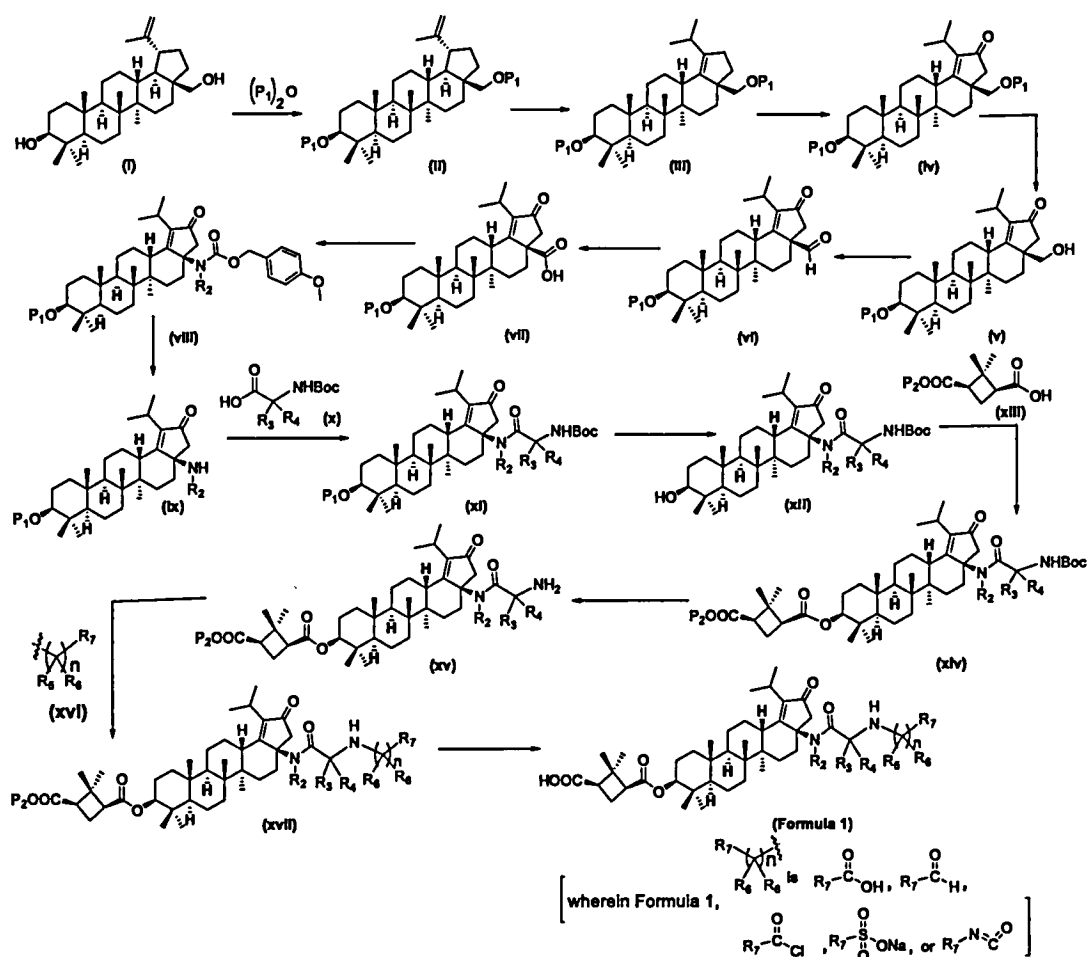
METHODS OF PREPARATION

The compounds described herein may be prepared by techniques known in the art. In addition, the compounds described herein may be prepared by following the reaction sequence as depicted in Scheme 1. Further, in the following schemes, where specific bases, acids, reagents, solvents, coupling agents, etc., are mentioned, it is understood that other bases, acids, reagents, solvents, coupling agents etc., known in the art may also be used and are therefore included within the present invention. Variations in reaction conditions, for example, temperature and/or duration of the reaction, which may be used as known in the art, are also

within the scope of the present invention. All the stereoisomers of the compounds in these schemes, unless otherwise specified, are also encompassed within the scope of this invention.

Compounds of the present invention can be synthesized from naturally occurring Betulinic acid or Betulin. Key intermediates required for synthesizing analogues are either commercially available, or can be prepared by the methods published in the literature. For example, the key intermediates in the present invention were prepared by modifying the procedures published in *Journal of organic chemistry* 2010, 75, 1285-1288; *Journal of organic chemistry* 2000, 65, 3934-3940; *Tetrahedron: asymmetry* 2008, 19, 302-308; or *Tetrahedron: asymmetry* 2003, 14, 217-223.

Scheme-1



The compounds of formula 1 (wherein, R_2 , R_3 , R_4 , R_5 , R_6 and R_7 are same as defined above) can be prepared as described in Scheme 1. The C-3 & C-28 di alcohol compounds of formula (i) can be reacted with a suitable acetate forming reagents such as anhydrides, acid halides, mixed anhydrides or the like in the presence of bases such as triethylamine (TEA), diisopropylethylamine (DIPEA), pyridine or the like in the solvents such as dichloromethane (DCM), chloroform ($CHCl_3$), toluene, tetrahydrofuran (THF) or the like with or without

addition of catalysts such as dimethyl amino pyridine (DMAP) or the like to give the C-3 & C-28 protected alcohol compounds of formula (ii) (P_1 and P_2 are protecting groups such as acetyl, benzyl or the like). The C-3 & C-28 protected alcohol compounds of formula (ii) with terminal double bond can be migrated to the E-ring compounds of formula (iii) in the presence of hydrogen bromide (HBr) in acetic acid (AcOH), acetic acid (AcOH) and acetic anhydride (Ac_2O) in solvents like toluene, benzene, xylene or the like. The E-ring compounds of formula (iii) can be converted to give the Enone compounds of formula (iv) in the presence of sodium dichromate ($Na_2Cr_2O_7$), sodium acetate (NaOAc), acetic acid (AcOH), acetic anhydride (Ac_2O) in solvents like toluene, benzene or the like. The Enone C-28 compounds of formula (iv) can be deprotected to give the C-28 alcohol compounds of formula (v) in the presence of potassium hydroxide (KOH) or the like in the combination of solvents such as toluene: ethanol (EtOH) (1:1) or with reagents like Aluminum isopropoxide ($Al(i-Pro)_3$) in solvents like 2-propanol or the like. The C-28 alcohol compounds of formula (v) can be converted to give the C-28 aldehyde compounds of formula (vi) in the presence of pyridinium chlorochromate (PCC), pyridinium dichromate (PDC), Dess–martin periodinane (DMP) or Swern oxidation conditions in the solvents such as dichloromethane (DCM) or the like. The C-28 aldehyde compounds of formula (vi) can be converted to give the C-28 acid compounds of formula (vii) in the presence of oxidising agents such as sodium chlorite ($NaClO_2$) or the like in the presence of a scavenger such as 2-methyl-2-butene or the like in the presence of a buffer reagent such as sodiumdihydrogen phosphate (NaH_2PO_4) or the like in the combination of solvents such as tert-butanol (t-BuOH), tetrahydrofuran (THF) and water (H_2O) or the like. The C-28 alcohol compounds of formula (v) can be converted in one pot method to C-28 acid compounds of formula (vii) in the presence of oxidizing agents such as 2,2,6,6-Tetramethyl-1-piperidinyloxy, free radical, 2,2,6,6-Tetramethylpiperidine 1-oxyl (TEMPO), Sodium hypochlorite (NaOCl) and Sodium chlorite ($NaClO_2$) in the presence of buffer reagent such as sodiumdihydrogen phosphate (NaH_2PO_4) and the bases like $NaHCO_3$ in combination of solvents like Tetrahydrofuran (THF) and water (H_2O) The C-28 acid compounds of formula (vii) can be converted to the C-17 carbamate compounds of formula (viii) by using the reagents like diphenylphosphoryl azide (DPPA) or ethylchloroformate and sodium azide (NaN_3) in the presence of bases such as triethylamine (TEA), N,N-Diisopropylethylamine (DIPEA) in solvents such as 1,2-DCE, THF or Toluene in the presence of alcohols such as 4-methoxybenzyl alcohol (PMBOH), tert-butyl alcohol (t-BuOH) or the like. The C-17 carbamate compounds of formula (viii) can be cleaved in the presence of acid medium such as trifluoroacetic acid (TFA), HCl/1,4-dioxane or the like in the solvents such as dichloromethane

(DCM) or chloroform (CHCl_3) or the like to give the amine compounds of formula (ix). The C-17 amine compounds of formula (ix) can be reacted with the acid compounds of formula (x) in the presence of coupling reagents such as O-(7-Azabenzotriazol-1-yl)-N,N,N',N'-tetramethyluroniumhexafluorophosphate (HATU), O-(Benzotriazol-1-yl)-N,N,N',N'-tetramethyluroniumhexafluorophosphate (HBTU), 1-Ethyl-3-(3-dimethylaminopropyl)carbodiimide (EDCI), 1-Hydroxybenzotriazole (HOBt) or the like in the presence of bases such as triethylamine (TEA), N,N-Diisopropylethylamine (DIPEA) or the like in the solvents such as 1,2-dichloroethane (1,2-DCE), dimethylformamide (DMF) or the like to give the C-17 amide compounds of formula (xi). The C-3 protected alcohol compounds of formula (xi) can be deprotected to give the C-3 alcohol compounds of formula (xii) in the presence of inorganic bases such as Lithium hydroxide (LiOH), sodium hydroxide (NaOH), potassium hydroxide (KOH) or the like in the solvents such as methanol (MeOH): tetrahydrofuran (THF): water (H_2O) (4:2:1) (or) 1,4-dioxane: water (H_2O) (4:1) or the like. The C-3 alcohol compounds of formula (xii) can be reacted with the acid compounds of formula (xiii) to give the C-3 ester compounds of formula (xiv) in different ways like

(a) Acid and alcohol coupling in the presence of coupling reagents such as 2,4,6-trichlorobenzyl chloride, or the like in the presence of bases such as triethylamine (TEA), N,N-Diisopropylethylamine (DIPEA) and catalysts such as 4-dimethylaminopyridine (DMAP) in the solvents such as 1,2-dichloroethane (1,2-DCE), dichloromethane (DCM) or the like.

(b) acid alcohol coupling in the presence of coupling reagents such EDCI, HOBt in the presence of bases such as triethylamine (TEA), N,N-Diisopropylethylamine (DIPEA) and catalysts such as 4-dimethylaminopyridine (DMAP) in the solvents such as dichloromethane (DCM) and N,N-dimethylformamide (DMF) or the like.

The C-17 substituted N-protected compounds of formula (xiv) can be deprotected in the presence of deprotecting agents such as trifluoroacetic acid (TFA) or HCl /1,4-dioxane or the like in the solvents such as dichloromethane (DCM) or the like to give the C-17 substituted amine compounds of formula (xv). The C-17 substituted amine compounds of formula (xv) can be reacted with the compounds of formula (xvi) to form C-3 ester compounds of formula (xvii) in different ways like

a) acid and amine coupling in the presence of coupling reagents such as O-(7-Azabenzotriazol-1-yl)-N,N,N',N'-tetramethyluroniumhexafluorophosphate (HATU), O-(Benzotriazol-1-yl)-N,N,N',N'-tetramethyluroniumhexafluorophosphate (HBTU), 1-Ethyl-3-(3-dimethylaminopropyl)carbodiimide (EDCI), 1-Hydroxybenzotriazole

(HOBt) or the like in the presence of bases such as triethylamine (TEA), N,N-Diisopropylethylamine (DIPEA) or the like in the solvents such as 1,2-dichloroethane (1,2-DCE), dimethylformamide (DMF) or the like.

b) reductive amination of amine and aldehyde in the presence of reducing agents such as sodium triacetoxyborohydride (STAB) or Sodium borohydride or sodium cyanoborohydride (NaCNBH₃) or the like in the solvents such as 1,2-dichloroethane (1,2-DCE), tetrahydrofuran (THF), Methanol (MeOH), Acetonitrile (CH₃CN) or the like.

c) acid chloride and amine coupling in the presence of bases such as triethylamine (TEA), or diisopropylethylamine (DIPEA) or the like in the solvents such as dichloromethane (DCM) or the like.

d) amine and sodium sulphite adduct coupling in the presence of reductive agents such as sodium cyano borohydride (NaCNBH₃) or the like in the presence of bases such as triethylamine (TEA) or the like in the solvents such as methanol (MeOH) or the like.

e) Amine and isocyanato coupling in the presence of bases such as triethylamine (TEA), diisopropylethylamine (DIPEA) or the like in the solvents such as tetrahydrofuran (THF) or the like.

The ester compounds of formula (xvii) can be hydrolysed to give the acid compounds of formula 1 in the presence of aqueous solution of inorganic bases such as Lithium hydroxide (LiOH), sodium hydroxide (NaOH) or potassium hydroxide (KOH) or the like in the combination of solvents such as tetrahydrofuran (THF): methanol (MeOH) (1:1) or the like.

The abbreviations used in the entire specification may be summarized herein below with their particular meaning: DIPEA (N,N-Diisopropylethylamine); °C (degree Celsius); δ (delta); ppm (parts per million); % (percentage); DMSO-d₆ (Deuterated DMSO); d (Doublet); dd (Doublet of doublet); EtOH (Ethanol); EtOAc (Ethyl acetate); g or gr (gram); H or H₂ (Hydrogen); HCl (Hydrochloric acid); h or hr. (Hours); HATU (O-(7-Azabenzotriazol-1-yl)-N,N,N',N'-tetramethyluroniumhexafluoro phosphate); Hz (Hertz); HPLC (High-performance liquid chromatography); mmol (Milli mol); M (Molar); ml (Millilitre); mg (Milli gram); m (Multiplet); mm (Millimetre); MHz (Megahertz); ESI-MS (Electron spray Ionization Mass spectra); min (Minutes); mM (Milli molar); NaOH (Sodium hydroxide); N₂ (Nitrogen); NMR (Nuclear magnetic resonance spectroscopy); S (Singlet); TEA (Triethyl amine); TLC (Thin Layer Chromatography); THF (Tetrahydrofuran); tert (Tertiary), TFA/CF₃COOH (Trifluoro acetic acid); t (Triplet); IC (Inhibitory concentration), nM (Nano molar); pH (Pouvoir hydrogen); (Boc)₂O (Di-tert-butyl dicarbonate); DCM (dichloromethane); DMF (N,N-

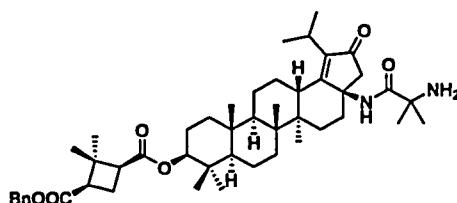
dimethyl formamide); DMAP (4-(Dimethylamino)pyridine); eq (equivalent); Ltr or L (Liter);
 CDCl₃ (Deuterated chloroform); J (Coupling constant); J_{AB} (Coupling constant); NaH₂PO₄
 (Sodium dihydrogen phosphate); Na(OAc)₃BH₃ (Sodium triacetoxyborohydride); AcOH
 (Acetic acid); NaCNBH₃ (Sodium cyanoborohydride); ABq (AB quartet); Cs₂CO₃ (Cesium
 5 carbonate); CuI (Copper(I) iodide); MTBE (Methyl tert-butyl ether); HBr (Hydrogen bromide);
 Ac₂O (Acetic anhydride); NaHCO₃ (Sodium bicarbonate); Na₂SO₄ (Sodium sulphate); 1,2-
 DCE (1,2-dichloroethane); HBTU (O-(Benzotriazol-1-yl)-N,N,N',N'-
 tetramethyluroniumhexafluoro phosphate); KOH (Potassium hydroxide); MeOH (methanol);
 EDCI (1-Ethyl-3-(3-dimethylaminopropyl)carbodiimide); HOBt (1-Hydroxybenzotriazole);
 10 brs (broad singlet); DPPA (Diphenyl phosphoryl azide) and BINAP (2,2'-
 bis(diphenylphosphino)-1,1'-binaphthyl).

EXPERIMENTAL

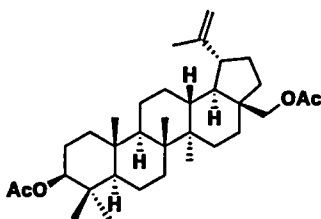
The present invention is further illustrated by the following examples, which are not to
 be construed in any way as imposing limitations upon the scope of this disclosure, but rather
 15 are intended to be illustrative only. On the contrary, it is to be clearly understood that resort
 may be had to various other embodiments, modifications, and equivalents thereof which, after
 reading the description herein, may suggest themselves to one of ordinary skill in the art
 without departing from the spirit of the present invention. Thus, the skilled artisan will
 appreciate how the experiments and examples may be further implemented as disclosed by
 20 variously altering the following examples, substituents, reagents, or conditions.

INTERMEDIATES

Intermediate 1: Preparation of 1-((3aR,5aR,5bR,7aR,9S,11aR,11bR,13aS)-3a-(2-amino-2-
 methylpropanamido)-1-isopropyl-5a,5b,8,8,11a-pentamethyl-2-oxo-3,3a,4,5,5a,5b,6,7,7a,8,9,
 10,11,11a,11b,12,13,13a-octadecahydro-2H-cyclopenta[a]chrysen-9-yl) 3-benzyl (1S,3R)-2,2-
 25 -dimethylcyclobutane-1,3-dicarboxylate:



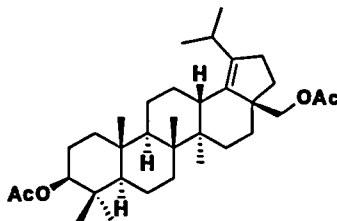
*Step 1: Synthesis of ((1R,3aS,5aR,5bR,7aR,9S,11aR,11bR,13aR,13bR)-9-acetoxy-5a,5b,8,8,
 11a-pentamethyl-1-(prop-1-en-2-yl)icosahydro-3aH-cyclopenta[a]chrysen-3a-yl)methyl
 acetate:*



A mixture of (1R,3aS,5aR,5bR,7aR,9S,11aR,11bR,13aR,13bR)-3a-(hydroxymethyl)-5a,5b,8,8,11a-pentamethyl-1-(prop-1-en-2-yl)icosahydro-1H-cyclopenta[a]chrysen-9-ol (400 g, 0.904 mol, 1.0 eq) and acetic anhydride (3.4 Ltr) were heated at 140 °C for about 3 hours.

5 TLC indicated starting material was consumed and the desired product was observed. The reaction mixture was cooled to 0 °C, solid was filtered, washed with water (2 Ltr) and dried under vacuum to obtain the desired product (400 g, yield: 84%) as an off-white solid. ¹H NMR (300 MHz, CDCl₃): δ ppm 4.68 (d, 1H), 4.59 (s, 1H), 4.50-4.43 (m, 1H), 4.25 (d, *J* = 11.1 Hz, 1H), 3.85 (d, *J* = 11.1 Hz, 1H), 2.50-2.40 (m, 1H), 2.07 (s, 3H), 2.04 (s, 3H), 2.01-1.71 (m, 4H), 1.70-1.62 (m, 4H), 1.68 (s, 3H), 1.61-1.43 (m, 4H), 1.43-1.36 (m, 4H), 1.33-1.18 (m, 3H), 1.18-1.09 (m, 1H), 1.08-0.94 (m, 3H), 1.03 (s, 3H), 0.97 (s, 3H), 0.88-0.75 (m, 10H).

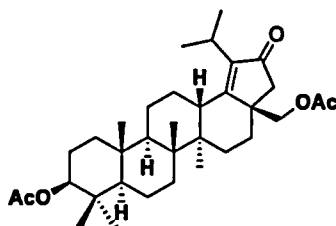
Step 2: Synthesis of ((3aS,5aR,5bR,7aR,9S,11aR,11bR,13aS)-9-acetoxy-1-isopropyl-5a,5b,8,8,11a-pentamethyl-2,3,4,5,5a,5b,6,7,7a,8,9,10,11,11a,11b,12,13,13a-octadecahydro-3aH-cyclopenta[a]chrysen-3a-yl)methyl acetate:



15 HBr in acetic acid (800 ml, 33%), was added to a suspension of ((1R,3aS,5aR,5bR,7aR,9S,11aR,11bR,13aR,13bR)-9-acetoxy-5a,5b,8,8,11a-pentamethyl-1-(prop-1-en-2-yl)icosahydro-3aH-cyclopenta[a]chrysen-3a-yl)methyl acetate (step 1, 400 g, 0.76 mol, 1.0 eq) in toluene (800 ml), Ac₂O (800 ml) and acetic acid (800 ml) previously heated at 105 °C. The reaction mixture was stirred and heated at this temperature for about 1.5 hours. After cooling down, sodium acetate (480 g) was added and the resulting reaction mixture was evaporated to dryness. The residue was taken up in CH₂Cl₂ (1200 ml) and the organic phase was washed with water (2x500 ml), dried over sodium sulphate, filtered and evaporated under reduced pressure. The residue was recrystallized over 95% ethanol and CH₂Cl₂ to obtain the desired product (256 g, yield: 64%) as a white solid. ¹H NMR (300 MHz, CDCl₃): δ ppm 4.52-4.45 (m, 1H), 4.03 (d, *J* = 10.8 Hz, 1H), 3.98 (d, *J* = 10.8 Hz, 1H), 3.19-3.08 (m, 1H), 2.46-2.38 (m, 1H), 2.28-

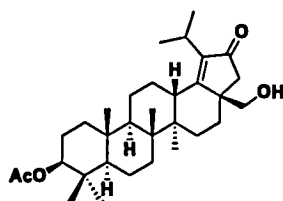
2.22 (m, 2H), 2.05 (s, 3H), 2.04 (s, 3H), 2.01-1.83 (m, 2H), 1.78-1.63 (m, 6H), 1.57-1.44 (m, 3H), 1.43-1.08 (m, 8H), 1.06 (s, 3H), 1.02-0.88 (m, 12H), 0.84 (s, 3H), 0.83 (s, 3H) and 0.78 (m, 1H).

Step 3: Synthesis of ((3aR,5aR,5bR,7aR,9S,11aR,11bR,13aS)-9-acetoxy-1-isopropyl-5a,5b,8,8,11a-pentamethyl-2-oxo-2,3,4,5,5a,5b,6,7,7a,8,9,10,11,11a,11b,12,13,13a-octadecahydro-3aH-cyclopenta[a]chrysen-3a-yl)methyl acetate:



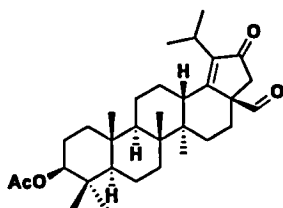
To a stirred solution of ((3aS,5aR,5bR,7aR,9S,11aR,11bR,13aS)-9-acetoxy-1-isopropyl-5a,5b,8,8,11a-pentamethyl-2,3,4,5,5a,5b,6,7,7a,8,9,10,11,11a,11b,12,13,13a-octa
decahydro-3aH-cyclopenta[a]chrysen-3a-yl)methyl acetate (step 2, 100 g, 0.190 mol, 1.0 eq)
in Toluene (1280 ml) was added sodium acetate (88.96 g, 1.08 mol, 5.7 eq), sodium dichromate
dihydrate (67.9 g, 0.228 mol, 1.2 eq), Ac₂O (414 ml) and AcOH (1700 ml) and heated at 60 °C
for about 14 hours. TLC indicated starting material was consumed and the desired product was
observed. After cooling down, the reaction mixture diluted with water (500 ml) and extracted
with ethyl acetate (1000 ml). The organic phase was washed successively with saturated
solution of sodium carbonate (1x500 ml) and brine (2x200 ml) solution. The organic layer was
dried over sodium sulphate, filtered and concentrated under reduced pressure. The residue was
trituated with methanol and the precipitates that formed were collected by filtration were dried
under vacuum to obtain the desired product (81 g, yield: 79%) as a white solid. ¹H NMR (300
MHz, CDCl₃): δ ppm 4.47 (dd, *J* = 10.2, 6.0 Hz, 1H), 4.31 (d, *J* = 10.8 Hz, 1H), 4.03 (d, *J* =
10.8 Hz, 1H), 3.22-3.12 (m, 1H), 2.85 (dd, *J* = 12.3, 3.3 Hz, 1H), 2.36 (d, *J* = 18.6 Hz, 1H),
2.03 (s, 3H), 1.97 (s, 3H), 1.93-1.88 (m, 2H), 1.88-1.62 (m, 6H), 1.61-1.28 (m, 8H), 1.27-1.22
(m, 1H), 1.21-1.12 (m, 9H), 1.09-0.97 (m, 1H), 0.91 (s, 3H), 0.90 (s, 3H), 0.83 (s, 3H), 0.82 (s,
3H) and 0.77-0.75 (m, 1H); ESI-MS: *m/z* 563.4 (M+Na)⁺

Step 4: Synthesis of (3aR,5aR,5bR,7aR,9S,11aR,11bR,13aS)-3a-(hydroxymethyl)-1-isopropyl-5a,5b,8,8,11a-pentamethyl-2-oxo-3,3a,4,5,5a,5b,6,7,7a,8,9,10,11,11a,11b,12,13,13a-octa
decahydro-2H-cyclopenta[a]chrysen-9-yl acetate:



To a stirred solution of ((3aR,5aR,5bR,7aR,9S,11aR,11bR,13aS)-9-acetoxy-1-isopropyl-5a,5b,8,8,11a-pentamethyl-2-oxo-2,3,4,5,5a,5b,6,7,7a,8,9,10,11,11a,11b,12,13,13a-octadecahydro-3aH-cyclopenta[a]chrysen-3a-yl)methyl acetate (step 3, 70 g, 0.129 mol, 1.0 eq) in ethanol (2 L) : toluene (2 L) was added potassium hydroxide (8.72 g, 0.155 mol, 1.2 eq) and stirred at room temperature for about 2 hours. TLC indicated starting material was consumed and the desired product was observed. The reaction mixture was neutralized with aqueous 1N HCl to pH adjusted to 7.0 and evaporated to dryness. The obtained residue was taken up in water (200 ml) and a small amount of acetone (20 ml). The precipitates formed were collected by filtration, washed with water and dried *in vacuo* to obtain the desired product (51 g, yield: 79%) as a white solid. ¹H NMR (300 MHz, CDCl₃): δ ppm 4.49 (dd, *J* = 10.5, 6.0 Hz, 1H), 3.73 (d, *J* = 10.5 Hz, 1H), 3.67 (d, *J* = 10.5 Hz, 1H), 3.25-3.14 (m, 1H), 2.78 (dd, *J* = 12.3, 3.0 Hz, 1H), 2.43 (d, *J* = 18.6 Hz, 1H), 2.05 (s, 3H), 2.02-1.65 (m, 8H), 1.60-1.25 (m, 8H), 1.24-1.17 (m, 7H), 1.13 (s, 3H), 1.12-0.97 (m, 1H), 0.94 (s, 3H), 0.92 (s, 3H), 0.86 (s, 3H), 0.85 (s, 3H), 0.80 (m, 1H); ESI-MS: *m/z* 521.3 (M+Na)⁺.

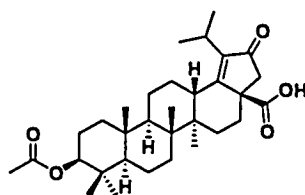
Step 5: Synthesis of (3aR,5aR,5bR,7aR,9S,11aR,11bR,13aS)-3a-formyl-1-isopropyl-5a,5b,8,8,11a-pentamethyl-2-oxo-3,3a,4,5,5a,5b,6,7,7a,8,9,10,11,11a,11b,12,13,13a-octadecahydro-2H-cyclopenta[a] chrysen-9-yl acetate:



To a solution of (3aR,5aR,5bR,7aR,9S,11aR,11bR,13aS)-3a-(hydroxymethyl)-1-isopropyl-5a,5b,8,8,11a-pentamethyl-2-oxo-3,3a,4,5,5a,5b,6,7,7a,8,9,10,11,11a,11b,12,13,13a-octadecahydro-2H-cyclopenta[a]chrysen-9-ylacetate (step 4, 52.0 g, 0.104 mol, 1.0 eq) in CH₂Cl₂ (2 L) at room temperature was added pyridiniumchlorochromate (67.5 g, 0.313 mol, 3.0 eq) and silicagel (100-200 mesh) (67.5 g). The reaction mixture was stirred at room temperature for about 1 hour. TLC indicated starting material was consumed and the desired product was observed. The reaction mixture was diluted with water (50 ml) and extracted with CH₂Cl₂. The combined organic layers were washed with saturated sodium bicarbonate solution,

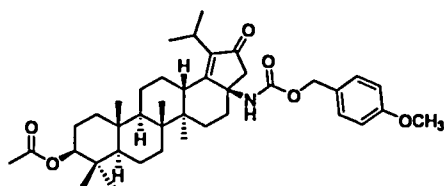
dried over sodium sulphate and evaporated under reduced pressure to give a crude product, which was triturated with ethanol, solid was filtered and dried under vacuum to obtain the desired product (41.4 g, yield: 80%) as a white solid. ¹H NMR (300 MHz, CDCl₃): δ ppm 9.31 (s, 1H), 4.52-4.44 (m, 1H), 3.32-3.18 (m, 1H), 2.60-2.50 (m, 1H), 2.43-2.33 (m, 2H), 2.12-2.0 (m, 2H), 2.05 (s, 3H), 2.0-1.80 (m, 2H), 1.80-1.65 (m, 3H), 1.53-1.18 (m, 15H), 1.12-1.0 (m, 2H), 1.03 (s, 3H), 0.98-0.75 (m, 12H).

Step 6: Synthesis of (3aR,5aR,5bR,7aR,9S,11aR,11bR,13aS)-9-acetoxy-1-isopropyl-5a,5b,8,8,11a-pentamethyl-2-oxo-2,3,4,5,5a,5b,6,7,7a,8,9,10,11,11a,11b,12,13,13a-octadecahydro-3aH-cyclopenta[a]chrysene-3a-carboxylic acid:



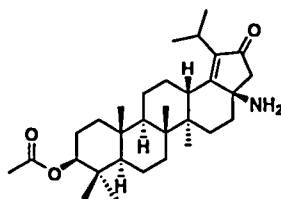
To an ice-cooled solution of (3aR,5aR,5bR,7aR,9S,11aR,11bR,13aS)-3a-formyl-1-isopropyl-5a,5b,8,8,11a-pentamethyl-2-oxo-3,4,5,5a,5b,6,7,7a,8,9,10,11,11a,11b,12,13,13a-octadecahydro-2H-cyclopenta[a]chrysen-9-yl acetate (step 5, 33.0 g, 66.465 mmol, 1.0 eq) in t-butanol (330 ml), THF (500 ml) and 2-methyl 2-butene (60 ml) was added slowly a solution of NaClO₂ (71.86 g, 797.58 mmol, 12.0 eq) in 385 ml of water followed by NaH₂PO₄ (79.75 g, 664.65 mmol, 10.0 eq) in 390 ml of water (390 ml) over 15 minutes. After stirring at 0 °C for about 10 minutes, the reaction mixture was warmed to room temperature and stirred for about 1 hour. TLC indicated starting material was consumed and the desired product was observed. The reaction mixture was diluted with water (100 ml) and extracted with ethyl acetate (3x500 ml). The combined organic extracts were dried over sodium sulfate, filtered and evaporated under reduced pressure. The residue was triturated with n-hexane, solid formed was collected by filtration and dried under vacuum to obtain the desired product (33.1 g, yield: 97.3%) as a white solid. ¹H NMR (300 MHz, CDCl₃): δ ppm 4.49 (dd, *J* = 10.2, 5.7 Hz, 1H), 3.27-3.18 (m, 1H), 2.78-2.71 (m, 1H), 2.58 (d, *J* = 18.9 Hz, 1H), 2.50-2.43 (m, 1H), 2.19 (d, *J* = 18.6 Hz, 1H), 2.05 (s, 3H), 2.02-1.82 (m, 3H), 1.81-1.51 (m, 5H), 1.51-1.25 (m, 6H), 1.22 (d, *J* = 1.5 Hz, 3H), 1.20 (d, *J* = 1.5 Hz, 3H), 1.17-1.09 (m, 1H), 1.05 (s, 3H), 1.03-0.98 (m, 1H), 0.94 (s, 3H), 0.91 (s, 3H), 0.85 (s, 3H), 0.84 (s, 3H), 0.80 (m, 1H); ESI-MS: *m/z* 535.42 (M+Na)⁺.

Step 7: Synthesis of (3aR,5aR,5bR,7aR,9S,11aR,11bR,13aS)-1-isopropyl-3a-((((4-methoxybenzyl)oxy)carbonyl)amino)-5a,5b,8,8,11a-pentamethyl-2-oxo-3,4,5,5a,5b,6,7,7a,8,9,10,11,11a,11b,12,13,13a-octadecahydro-2H-cyclopenta[a]chrysen-9-yl acetate:



To a stirred solution of (3aR,5aR,5bR,7aR,9S,11aR,11bR,13aS)-9-acetoxy-1-isopropyl-5a,5b,8,8,11a-pentamethyl-2-oxo-2,3,4,5,5a,5b,6,7,7a,8,9,10,11,11a,11b,12,13,13a-octadecahydro-3aH-cyclopenta[a]chrysene-3a-carboxylic acid (step 6, 33.0 g, 64.45 mmol, 1.0 eq) in 1,2-dichloroethane (500 ml) was added triethyl amine (22.43 ml, 161.13 mmol, 2.5 eq), followed by diphenylphosphonic azide (18.0 ml, 83.78 mmol, 1.3 eq). After 15 minutes stirring at room temperature, the solution was heated to reflux for about 100 minutes. After which it was converted completely to the isocyanate by TLC, p-methoxybenzyl alcohol (9.9 ml, 83.78 mmol, 1.3 eq) was added and reflux was continued for about 4 hours. TLC indicated starting material was consumed and the desired product was observed. The reaction mixture was evaporated under reduced pressure and the residue was purified by silicagel column chromatography by using 0-3% methanol in dichloromethane gradient. The fractions containing the product were combined and concentrated under reduced pressure to give the desired product (38.0 g, yield: 91.1%) as a white solid. ¹H NMR (300 MHz, CDCl₃): δ ppm 7.30 (d, *J* = 8.7 Hz, 2H), 6.87 (d, *J* = 8.7 Hz, 2H), 4.98 (s, 2H), 4.83 (s, 1H), 4.48 (dd, *J* = 10.5, 6.0 Hz, 1H), 3.80 (s, 3H), 3.22-3.0 (m, 1H), 2.82-2.58 (m, 2H), 2.55-2.20 (m, 2H), 2.05 (s, 3H), 1.98-1.60 (m, 7H), 1.58-1.30 (m, 7H), 1.28-1.12 (m, 8H), 1.07 (s, 3H), 0.92 (m, 6H), 0.85-0.78 (m, 7H); ESI-MS: *m/z* 670.51 (M+Na)⁺.

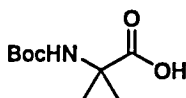
Step 8: Synthesis of (3aR,5aR,5bR,7aR,9S,11aR,11bR,13aS)-3a-amino-1-isopropyl-5a,5b,8,8,11a-pentamethyl-2-oxo-3,3a,4,5,5a,5b,6,7,7a,8,9,10,11,11a,11b,12,13,13a-octadecahydro-2H-cyclopenta[a]chrysen-9-yl acetate:



To a stirred solution of (3aR,5aR,5bR,7aR,9S,11aR,11bR,13aS)-1-isopropyl-3a-(((4-methoxybenzyl)oxy)carbonyl)amino)-5a,5b,8,8,11a-pentamethyl-2-oxo-3,3a,4,5,5a,5b,6,7,7a,8,9,10,11,11a,11b,12,13,13a-octadecahydro-2H-cyclopenta[a]chrysen-9-yl acetate (step 7, 38.0 g, 58.73 mmol, 1.0 eq) in DCM (320 ml) at 0 °C was added TFA (80 ml). The reaction mixture was allowed to stir at room temperature for overnight. TLC indicated starting material was consumed and the desired product was observed. The reaction mixture was evaporated

under reduced pressure, water (100 ml) was added, cooled to 0 °C, pH adjusted to 8.0 with saturated NaHCO₃ solution and extracted with DCM (3x600 ml). The combined organic extracts were dried over sodium sulfate, filtered and evaporated under reduced pressure. The residue was purified by silicagel column chromatography by using a 0-3% methanol in dichloromethane gradient. The fractions containing the product were combined and concentrated under reduced pressure to obtain the desired product (26.0 g, yield: 91.87%) as a white solid. ¹H NMR (300 MHz, CDCl₃): δ ppm 4.48 (m, 1H), 3.20-3.05 (m, 1H), 2.33 (d, *J* = 18.6 Hz, 1H), 2.23 (d, *J* = 18.6 Hz, 1H), 2.05 (s, 3H), 1.98-1.72 (m, 4H), 1.72-1.50 (m, 7H), 1.46-1.26 (m, 5H), 1.26-1.0 (m, 11H), 0.93 (s, 3H), 0.91 (s, 3H), 0.86 (s, 3H), 0.85 (s, 3H), 0.80 (m, 1H).

Step 9: Synthesis of 2-((tert-butoxycarbonyl)amino)-2-methylpropanoic acid:

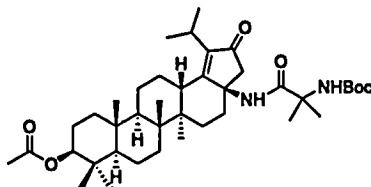


Method 1: To a stirred solution of 2-Amino-2-methylpropanoic acid (30 g, 290.92 mmol, 1.0 eq) in 1,4-dioxane (300 ml) at 0 °C was added 2N NaOH solution (300 ml) followed by (Boc)₂O (95.13 g, 436.38 mmol, 1.5 eq). The reaction mixture was allowed to stir at room temperature for overnight. TLC indicated starting material was consumed and the desired product was observed. The organic phase was evaporated under reduced pressure, the reaction mixture was diluted with water (50 ml), cooled to 0 °C, pH adjusted to 5 with 1N HCl and then extracted with DCM (3x300 ml). The combined organic extracts were washed with water (300 ml), brine (100 ml) solution, dried over Na₂SO₄, filtered and evaporated under reduced pressure. The residue was stirred with n-hexane (300 ml) at room temperature for about 30 minutes. The obtained solid was filtered and dried under vacuum to obtain the desired product (38.0 g, yield: 64.4%) as a white solid.

Method 2: To a stirred solution of 2-carboxypropan-2-aminium chloride (15.0 g, 145.63 mmol) in 1,4-dioxane (75 mL), added 2N NaOH solution (75 mL), (Boc)₂O (47.62 g, 218.44 mmol) at 0 °C and stirred the reaction mixture for about 12 hours at room temperature. TLC indicated starting material was consumed and the desired product was observed. The reaction mixture was washed with EtOAc (200 mL) to remove the impurities, then aqueous part was acidified with 1N HCl (pH-2-3) and extracted with CH₂Cl₂ (2x200 mL). The combined organic extracts were washed with water, dried over Na₂SO₄, filtered and evaporated under reduced pressure. The crude residue was purified by silicagel column chromatography by using 30% EtOAc: n-Hexane as an eluent to afford the desired product (15.0 g, yield: 50.74%) as an off white solid.

^1H NMR (300 MHz, DMSO): δ 12.18 (s, 1H), 7.05 (s, 1H), 1.36 (s, 9H), 1.29 (s, 6H); ES Mass: 226.06 $[\text{M}+\text{Na}]^+$.

Step 10: Synthesis of (3aR,5aR,5bR,7aR,9S,11aR,11bR,13aS)-3a-(2-((tert-butoxycarbonyl)amino)-2-methylpropanamido)-1-isopropyl-5a,5b,8,8,11a-pentamethyl-2-oxo-3,3a,4,5,5a,5b,6,7,7a,8,9,10,11,11a,11b,12,13,13a-octadecahydro-2H-cyclopenta[a]chrysen-9-yl acetate:

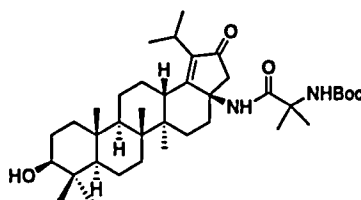


Method 1: To a stirred solution of 2-((tert-butoxycarbonyl)amino)-2-methylpropanoic acid (step 9, 4.539 g, 22.36 mmol, 1.2 eq) in 1,2-DCE (200 ml) was added HATU (10.62 g, 27.95 mmol, 1.5 eq) followed by DIPEA (19.3 ml, 111.79 mmol, 6.0 eq). The reaction mixture was stirred at room temperature for about 30 minutes, then (3aR,5aR,5bR,7aR,9S,11aR,11bR,13aS)-3a-amino-1-isopropyl-5a,5b,8,8,11a-pentamethyl-2-oxo-3,3a,4,5,5a,5b,6,7,7a,8,9,10,11,11a,11b,12,13,13a-octadecahydro-2H-cyclopenta[a]chrysen-9-yl acetate (step 8, 9.0 g, 18.63 mmol, 1.0 eq) was added and stirred at same temperature for overnight. TLC indicated starting material was consumed and the desired product was observed. The reaction mixture was evaporated under reduced pressure, diluted with water (90 ml) and extracted with DCM (3x135 ml). The combined organic extracts were washed with 0.5N HCl (90 ml), water (90 ml) and brine (45 ml) solution. The organic layer was dried over Na_2SO_4 , filtered and evaporated under reduced pressure. The residue was purified by silicagel column chromatography by using 0-2% methanol in dichloromethane gradient. The fractions containing the product were combined and concentrated under reduced pressure to give the desired product (11.0 g, yield: 88.7%) as an off-white solid. ^1H NMR (300 MHz, CDCl_3): δ ppm 4.91 (brs, 1H), 4.49 (dd, $J = 10.5, 5.7$ Hz, 1H), 3.20-3.08 (m, 1H), 2.86 (m, 1H), 2.68 (d, $J = 18.6$ Hz, 1H), 2.39-2.32 (m, 1H), 2.27 (d, $J = 18.6$ Hz, 1H), 2.05 (s, 3H), 1.98-1.86 (m, 2H), 1.84 (m, 1H), 1.81-1.52 (m, 6H), 1.49 (s, 3H), 1.47 (s, 3H), 1.42 (s, 9H), 1.39-1.34 (m, 3H), 1.29-1.19 (m, 7H), 1.18-1.13 (m, 1H), 1.17 (s, 3H), 1.10-1.01 (m, 2H), 0.92 (s, 3H), 0.91 (s, 3H), 0.856 (s, 3H), 0.85 (s, 3H), 0.80 (m, 1H); ESI-MS: m/z 691.5 $(\text{M}+\text{Na})^+$.

Method 2: To a stirred solution of 2-((tert-butoxycarbonyl)amino)-2-methylpropanoic acid (step 9, 7.56 g, 37.21 mmol, 1.2 eq) in DMF (150 ml) was added EDCI (9.24 g 48.3 mmol 1.5 eq) followed by DMAP (11.8 g 96.77 mmol 3eq) at 0 °C. The reaction mixture was stirred at room temperature for about 30 minutes, then (3aR,5aR,5bR,7aR,9S,11aR,11bR,13aS)-3a-amino-1-isopropyl-5a,5b,8,8,11a-pentamethyl-2-oxo-3,3a,4,5,5a,5b,6,7,7a,8,9,10,

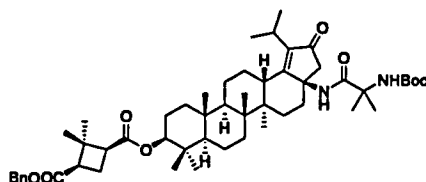
11,11a,11b,12,13,13a-octadecahydro-2H-cyclopenta[a]chrysen-9-yl acetate (step 8, 15.0 g, 31.0 mmol, 1.0 eq) was added and stirred at room temperature for about 4 hours. TLC indicated starting material was consumed and the desired product was observed. The reaction mixture was diluted with ice water (450 ml) and white solid was obtained. The solid was filtered,
 5 dissolved in DCM, washed with water and brine solution. The organic layer was dried over Na₂SO₄, evaporated under reduced pressure to give the desired product (17.5 g, yield: 80%) as an off-white solid.

Step 11: Synthesis of tert-butyl (1-(((3aR,5aR,5bR,7aR,9S,11aR,11bR,13aS)-9-hydroxy-1-isopropyl-5a,5b,8,8,11a-pentamethyl-2-oxo-2,3,4,5,5a,5b,6,7,7a,8,9,10,11,11a,11b,12,13,13a
 10 *-octadecahydro-3aH-cyclopenta[a]chrysen-3a-yl)amino)-2-methyl-1-oxopropan-2-yl) carbamate:*



To a stirred solution of (3aR,5aR,5bR,7aR,9S,11aR,11bR,13aS)-3a-(2-((tert-butoxy carbonyl)amino)-2-methylpropanamido)-1-isopropyl-5a,5b,8,8,11a-pentamethyl-2-oxo-3,3a,
 15 4,5,5a,5b,6,7,7a,8,9,10,11,11a,11b,12,13,13a-octadecahydro-2H-cyclopenta[a]chrysen-9-yl acetate (step 10, 11.0 g, 16.45 mmol, 1.0 eq) in MeOH (110 ml), THF (55 ml) and water (28 ml) at 0 °C was added NaOH (6.582 g, 164.57 mmol, 10.0 eq). The mixture was removed from the ice bath and was stirred at room temperature for overnight. TLC indicated starting material was consumed and the desired product was observed. The organic phase was evaporated under
 20 reduced pressure, the reaction mixture was diluted with water (165 ml) and extracted with DCM (3x165 ml). The combined organic extracts were washed with water (110 ml), brine solution (50 ml), dried over sodium sulfate, filtered and evaporated under reduced pressure. The residue was purified by silicagel column chromatography by using 0-3% methanol in dichloromethane gradient. The fractions containing the product were combined and
 25 concentrated under reduced pressure to give the desired product (10.0 g, yield: 96.92%) as a yellow solid. ¹H NMR (300 MHz, CDCl₃): δ ppm 7.0 (brs, 1H), 4.85 (brs, 1H), 3.28-3.08 (m, 2H), 2.86 (m, 1H), 2.68 (d, *J* = 18.6 Hz, 1H), 2.38-2.31 (m, 1H), 2.27 (d, *J* = 18.6 Hz, 1H), 1.97-1.73 (m, 4H), 1.70-1.65 (m, 3H), 1.64-1.53 (m, 3H), 1.49 (s, 3H), 1.46 (s, 3H), 1.42 (s, 9H), 1.40-1.25 (m, 5H), 1.25 (s, 3H), 1.22 (s, 3H), 1.17 (s, 3H), 1.10-1.02 (m, 1H), 0.97 (s,
 30 3H), 0.94 (s, 3H), 0.89 (s, 3H), 0.77 (s, 3H), 0.75-0.68 (m, 1H); ESI-MS: *m/z* 649.5 (M+Na)⁺.

Step 12: Synthesis of 1-benzyl 3-(((3aR,5aR,5bR,7aR,9S,11aR,11bR,13aS)-3a-(2-((tert-butoxy carbonyl)amino)-2-methylpropanamido)-1-isopropyl-5a,5b,8,8,11a-pentamethyl-2-oxo-3,3a,4,5,5a,5b,6,7,7a,8,9,10,11,11a,11b,12,13,13a-octadecahydro-2H-cyclopenta[a]chrysen-9-yl) (1R,3S)-2,2-dimethylcyclobutane-1,3-dicarboxylate:



Method 1: To a stirred solution of tert-butyl (1-(((3aR,5aR,5bR,7aR,9S,11aR,11bR,13aS)-9-hydroxy-1-isopropyl-5a,5b,8,8,11a-pentamethyl-2-oxo-2,3,4,5,5a,5b,6,7,7a,8,9,10,11,11a,11b,12,13,13a-octadecahydro-3aH-cyclopenta[a]chrysen-3a-yl)amino)-2-methyl-1-oxopropan-2-yl)carbamate (step 11, 10.0 g, 15.95 mmol, 1.0 eq) in DCM (100 ml) at 0 °C under nitrogen atmosphere was added Et₃N (11.12 ml, 79.75 mmol, 5.0 eq), DMAP (0.969 g, 7.975 mmol, 0.5 eq), (1S,3R)-3-((benzyloxy)carbonyl)-2,2-dimethylcyclobutane-1-carboxylic acid (prepared as described in WO 2011/007230 A2, 6.27 g, 23.92 mmol, 1.5 eq) and 2,4,6-trichlorobenzoyl chloride (4.98 ml, 31.89 mmol, 2.0 eq). The mixture was removed from the ice bath and was stirred at room temperature for overnight. TLC indicated starting material was consumed and the desired product was observed. The reaction mixture was evaporated under reduced pressure, diluted with water (100 ml) and extracted with DCM (3x100 ml). The combined organic extracts were washed with 0.5N HCl (100 ml), water (100 ml), brine solution (50 ml), dried over sodium sulfate, filtered and evaporated under reduced pressure. The residue was purified by silicagel column chromatography by using 0-10% MeOH in DCM gradient. The fractions containing the product were combined and concentrated under reduced pressure to give the desired product (10.0 g, yield: 71.9%) as an off-white solid. ¹H NMR (300 MHz, CDCl₃): δ ppm 7.38-7.32 (m, 5H), 6.96 (brs, 1H), 5.15, 5.09 (ABq, J_{AB} = 12.3 Hz, 2H), 4.84 (brs, 1H), 4.45 (dd, J = 11.1, 4.5 Hz, 1H), 3.20-3.08 (m, 1H), 2.88-2.58 (m, 5H), 2.40-2.33 (m, 1H), 2.27 (d, J = 18.6 Hz, 1H), 2.09-2.02 (m, 1H), 2.0-1.82 (m, 3H), 1.81-1.70 (m, 3H), 1.65-1.54 (m, 4H), 1.49 (s, 3H), 1.46 (s, 3H), 1.42 (s, 9H), 1.40-1.30 (m, 3H), 1.34 (s, 3H), 1.30-1.17 (m, 8H), 1.14 (s, 3H), 1.11-1.0 (m, 1H), 0.97 (s, 3H), 0.93 (s, 3H), 0.91 (s, 3H), 0.86 (s, 3H), 0.85 (s, 3H), 0.79 (m, 1H).

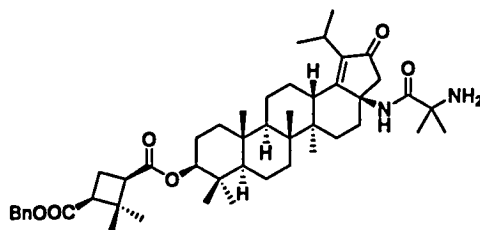
Method 2: To a stirred solution of (1S,3R)-3-((benzyloxy)carbonyl)-2,2-dimethylcyclobutane-1-carboxylic acid (prepared as described in WO 2011/007230 A2, 0.54 g, 3.89 mmol, 1.5 eq) in DMF (20 ml) at 0 °C under nitrogen atmosphere was added EDCI (0.99 g, 5.18 mmol, 2 eq), HOBT (0.52 g, 3.89 mmol, 1.5 eq), DMAP (0.15 g, 1.29 mmol, 0.5eq), added Triethylamine

(1.08 ml 7.78 mmol, 3 eq) and stirred it for about 30 minutes. Then added tert-butyl (1-(((3aR,5aR,5bR,7aR,9S,11aR,11bR,13aS)-9-hydroxy-1-isopropyl-5a,5b,8,8,11a-pentamethyl-2-oxo-2,3,4,5,5a,5b,6,7,7a,8,9,10,11,11a,11b,12,13,13a-octadecahydro-3aH-cyclopenta[a]chrysen-3a-yl)amino)-2-methyl-1-oxopropan-2-yl)carbamate (step 11, 2.0 g, 2.59 mmol, 1 eq). The reaction mixture was stirred at room temperature for about 14 hours. TLC indicated starting material was consumed and the desired product was observed. The reaction mixture was quenched with ice cold water then filtered through Buchner funnel. The solid was separated, then the solid compound was dissolved in DCM, washed with sodium bicarbonate, water, brine solution then dried over sodium sulfate and concentrated under reduced pressure to give a crude compound. The crude compound was purified by flash silica column chromatography by using 100-200 silica gel, then the product was eluted at 2% MeOH in DCM (1.5 g, yield: 65.21%) as an off-white solid.

Step 13: Synthesis of 1-((3aR,5aR,5bR,7aR,9S,11aR,11bR,13aS)-3a-(2-amino-2-methylpropanamido)-1-isopropyl-5a,5b,8,8,11a-pentamethyl-2-oxo-3,3a,4,5,5a,5b,6,7,7a,8,9,10,11,11a,11b,12,13,13a-octadecahydro-2H-cyclopenta[a] chrysen-9-yl)3-benzyl (1S,3R)-2,2-dimethylcyclobutane-1,3-dicarboxylate:

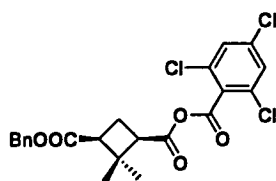
To a stirred solution of 1-benzyl 3-((3aR,5aR,5bR,7aR,9S,11aR,11bR,13aS)-3a-(2-((tert-butoxycarbonyl)amino)-2-methylpropanamido)-1-isopropyl-5a,5b,8,8,11a-pentamethyl-2-oxo-3,3a,4,5,5a,5b,6,7,7a,8,9,10,11,11a,11b,12,13,13a-octadecahydro-2H-cyclopenta[a]chrysen-9-yl) (1R,3S)-2,2-dimethylcyclobutane-1,3-dicarboxylate (step 12, 10.0 g, 11.47 mmol, 1.0 eq) in DCM (80 ml) was added trifluoroacetic acid (20 ml). The reaction mixture was stirred at room temperature for about 14 hours. TLC indicated starting material was consumed and the desired product was observed. The reaction mixture was evaporated under reduced pressure, cooled to 0 °C, pH adjusted to 8.0 with saturated sodium bicarbonate solution and extracted with DCM (3x100 ml). The combined organic extracts were dried over sodium sulfate, filtered and evaporated under reduced pressure. The residue was purified by silicagel column chromatography by using 0-5% methanol in dichloromethane gradient. The fractions containing the product were combined and concentrated under reduced pressure to give the desired product (8.0 g, yield: 90.4%) as an off-white solid. ¹H NMR (300 MHz, CDCl₃): δ ppm 7.99 (brs, 1H), 7.38-7.32 (m, 5H), 5.15, 5.09 (ABq, J_{AB} = 12.3 Hz, 2H), 4.45 (dd, J = 11.1, 4.5 Hz, 1H), 3.20-3.09 (m, 1H), 2.89-2.61 (m, 5H), 2.43-2.35 (m, 1H), 2.30 (d, J = 18.6 Hz, 1H), 2.10-1.92 (m, 3H), 1.90-1.65 (m, 4H), 1.53-1.40 (m, 4H), 1.40-1.30 (m, 12H), 1.27-1.15 (m, 8H), 1.12 (s, 3H), 1.09-1.01 (m, 1H), 0.96 (s, 3H), 0.94 (s, 3H), 0.91 (s, 3H), 0.86 (s, 3H), 0.85 (s, 3H), 0.79 (m, 1H); ESI-MS: m/z 771.6 (M+H)⁺.

Intermediate 2: Preparation of 1-(((3aR,5aR,5bR,7aR,9S,11aR,11bR,13aS)-3a-(2-amino-2-methylpropanamido)-1-isopropyl-5a,5b,8,8,11a-pentamethyl-2-oxo-3,3a,4,5,5a,5b,6,7,7a,8,9,10,11,11a,11b,12,13,13a-octadecahydro-2H-cyclopenta[a]chrysen-9-yl) 3-benzyl (1R,3S)-2,2-dimethylcyclobutane-1,3-dicarboxylate:



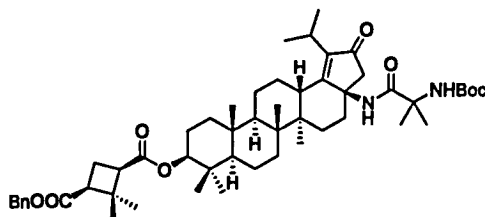
5

Step 1: Synthesis of (1R,3S)-3-((benzyloxy)carbonyl)-2,2-dimethylcyclobutane-1-carboxylic 2,4,6-trichlorobenzoic anhydride:



To a stirred solution of (1R,3S)-3-((benzyloxy)carbonyl)-2,2-dimethylcyclobutane-1-carboxylic acid (prepared as described in WO 2014/105926 A1, 1.0 g, 3.812 mmol, 1.0 eq) in THF (10 ml) at 0 °C under nitrogen atmosphere was added triethylamine (1.59 ml, 11.436 mmol, 3.0 eq) followed by 2,4,6-trichlorobenzoyl chloride (0.71 ml, 4.574 mmol, 1.2 eq). The reaction mixture was allowed to stir at room temperature for about 4 hours. TLC indicated starting material was consumed and the desired product was observed. The reaction mixture was evaporated under reduced pressure to obtain the desired product (1.8 g) as an oil, which is used as such for next step without further purification.

Step 2: Synthesis of 1-benzyl 3-(((3aR,5aR,5bR,7aR,9S,11aR,11bR,13aS)-3a-(2-((tert-butoxy carbonyl)amino)-2-methylpropanamido)-1-isopropyl-5a,5b,8,8,11a-pentamethyl-2-oxo-3,3a,4,5,5a,5b,6,7,7a,8,9,10,11,11a,11b,12,13,13a-octadecahydro-2H-cyclopenta[a]chrysen-9-yl) (1S,3R)-2,2-dimethylcyclobutane-1,3-dicarboxylate:



To a stirred solution of tert-butyl (1-(((3aR,5aR,5bR,7aR,9S,11aR,11bR,13aS)-9-hydroxy-1-isopropyl-5a,5b,8,8,11a-pentamethyl-2-oxo-2,3,4,5,5a,5b,6,7,7a,8,9,10,11,11a,11b,12,13,13a-octadecahydro-3aH-cyclopenta[a]chrysen-3a-yl)amino)-2-methyl-1-oxo

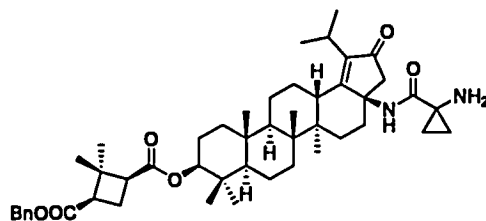
propan-2-yl)carbamate (Intermediate 1-step 11, 1.5 g, 2.392 mmol, 1.0 eq) in Toluene (15 ml) at 0 °C under nitrogen atmosphere was added DMAP (0.730 g, 5.981 mmol, 2.5 eq) and (1R,3S)-3-((benzyloxy)carbonyl)-2,2-dimethylcyclobutane-1-carboxylic 2,4,6-trichloro benzoic anhydride (step 1, 1.685 g, 3.588 mmol, 1.5 eq) dissolved in toluene (15 ml). The reaction mixture was allowed to stir at room temperature for about 30 minutes and then heated to reflux for overnight. TLC indicated starting material was consumed and the desired product was observed. The reaction mixture was evaporated under reduced pressure, diluted with water (20 ml) and extracted with DCM (3x30 ml). The combined organic extracts were washed with water (20 ml), brine solution (20 ml), dried over sodium sulfate, filtered and evaporated under reduced pressure. The residue was purified by silicagel column chromatography by using 0-3% methanol in dichloromethane gradient. The fractions containing the expected product were combined and concentrated under reduced pressure to obtain the desired product (1.0 g, yield: 48.07%) as a white solid. ¹H NMR (300 MHz, CDCl₃): δ ppm 7.35 (m, 5H), 5.15, 5.10 (ABq, J_{AB} = 12.3 Hz, 2H), 4.46 (dd, J = 11.1, 4.5 Hz, 1H), 3.20-3.08 (m, 1H), 3.0-2.58 (m, 5H), 2.40-2.23 (m, 2H), 2.12-2.02 (m, 1H), 1.98-1.82 (m, 2H), 1.80-1.67 (m, 2H), 1.65-1.53 (m, 7H), 1.50 (s, 3H), 1.47 (s, 3H), 1.43 (s, 9H), 1.40-1.30 (m, 4H), 1.33 (s, 3H), 1.24 (d, J = 6.9 Hz, 3H), 1.21 (d, J = 6.9 Hz, 3H), 1.14 (s, 3H), 1.08-1.0 (m, 1H), 0.97-0.90 (m, 9H), 0.87-0.78 (m, 7H); ESI-MS: m/z 893.54 (M+Na)⁺.

Step 3: Synthesis of 1-((3aR,5aR,5bR,7aR,9S,11aR,11bR,13aS)-3a-(2-amino-2-methylpropanamido)-1-isopropyl-5a,5b,8,8,11a-pentamethyl-2-oxo-3,3a,4,5,5a,5b,6,7,7a,8,9,10,11,11a,11b,12,13,13a-octadecahydro-2H-cyclopenta[a]chrysen-9-yl) 3-benzyl (1R,3S)-2,2-dimethylcyclobutane-1,3-dicarboxylate:

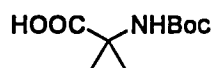
To a stirred solution of 1-benzyl 3-((3aR,5aR,5bR,7aR,9S,11aR,11bR,13aS)-3a-(2-((tert-butoxycarbonyl)amino)-2-methylpropanamido)-1-isopropyl-5a,5b,8,8,11a-pentamethyl-2-oxo-3,3a,4,5,5a,5b,6,7,7a,8,9,10,11,11a,11b,12,13,13a-octadecahydro-2H-cyclopenta[a]chrysen-9-yl) (1S,3R)-2,2-dimethylcyclobutane-1,3-dicarboxylate (step 2, 1.0 g, 1.148 mmol, 1.0 eq) in DCM (8 ml) was added trifluoroacetic acid (2 ml). The reaction mixture was stirred at room temperature for overnight. TLC indicated starting material was consumed and the desired product was observed. The reaction mixture was evaporated under reduced pressure, diluted with water (10 ml), cooled to 0 °C, pH adjusted to 8.0 with saturated sodium bicarbonate solution and extracted with DCM (3x50 ml). The combined organic extracts were washed with water (30 ml), dried over sodium sulfate, filtered and evaporated under reduced pressure. The residue was purified by silicagel column chromatography by using 0-5% methanol in dichloromethane gradient. The fractions containing the expected product were combined and

concentrated under reduced pressure to give the desired product (0.8 g, yield: 90.3%) as a white solid.

Intermediate 3: Preparation of 1-((3aR,5aR,5bR,7aR,9S,11aR,11bR,13aS)-3a-(1-aminocyclopropane-1-carboxamido)-1-isopropyl-5a,5b,8,8,11a-pentamethyl-2-oxo-3,3a,4,5,5a,5b,6,7,7a,8,9,10,11,11a,11b,12,13,13a-octadecahydro-2H-cyclopenta[a]chrysen-9-yl) 3-benzyl (1S,3R)-2,2-dimethylcyclobutane-1,3-dicarboxylate:

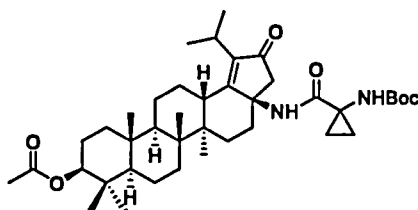


Step 1: Synthesis of 1-((tert-butoxycarbonyl)amino)cyclopropane-1-carboxylic acid:



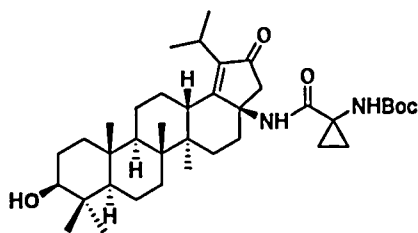
To a stirred solution of 1-aminocyclopropane-1-carboxylic acid (30 g, 149.25 mmol, 1.0 eq) in 1,4-dioxane (300 ml) at 0 °C was added 2N NaOH solution (300 ml) followed by (Boc)₂O (48.80 gr, 223.88 mmol, 1.5 eq). The reaction mixture was allowed to stir at room temperature for overnight. TLC indicated starting material was consumed and the desired product was observed. The organic phase was evaporated under reduced pressure, the reaction mixture was diluted with water (50 ml), cooled to 0 °C, pH adjusted to 5 with 1N HCl and then extracted with DCM (3x300 ml). The combined organic extracts were washed with water (300 ml), brine (100 ml) solution, dried over Na₂SO₄, filtered and evaporated under reduced pressure. The residue was stirred with n-hexane (300 ml) at room temperature for about 30 minutes, the obtained solid was filtered and dried under vacuum to obtain the desired product (32.0 g, yield: 53.60%) as a white solid. ¹H NMR (300 MHz, DMSO-d₆): δ ppm 12.26 (brs, 1H), 7.40 (s, 1H), 1.36 (s, 9H), 1.25 (d, *J* = 12 Hz, 2H), 0.95-0.91 (d, *J* = 12 Hz, 2H); ESI-MS: *m/z* 226.43 (M+Na)⁺.

Step 2: Synthesis of (3aR,5aR,5bR,7aR,9S,11aR,11bR,13aS)-3a-(1-((tert-butoxycarbonyl)amino)cyclopropane-1-carboxamido)-1-isopropyl-5a,5b,8,8,11a-pentamethyl-2-oxo-3,3a,4,5,5a,5b,6,7,7a,8,9,10,11,11a,11b,12,13,13a-octadecahydro-2H-cyclopenta[a]chrysen-9-yl acetate:



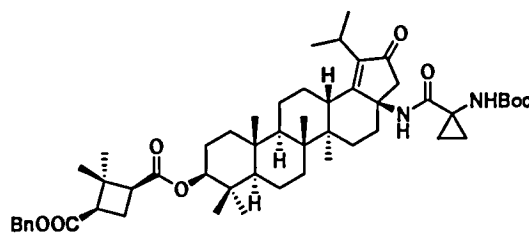
To a stirred solution of 1-((tert-butoxycarbonyl)amino)cyclopropane-1-carboxylic acid (step 1, 12.48 g, 62.08 mmol, 1.5 eq) in DMF (150 ml) at 0 °C under nitrogen atmosphere was added EDCI (15.90 g, 82.81 mmol, 2 eq), HOBT (8.38 g, 62.11 mmol, 1.5 eq), DMAP (2.52 g, 20.70 mmol, 0.5 eq), and added Triethylamine (17.28 ml, 124.22 mmol, 3 eq) and stirred it for about 30 minutes. Then added (3aR,5aR,5bR,7aR,9S,11aR,11bR,13aS) -3a-amino-1-isopropyl-5a,5b,8,8,11a-pentamethyl-2-oxo-3,3a,4,5,5a,5b,6,7,7a,8,9,10,11,11a,11b,12,13,13a-octadecahydro-2H-cyclopenta[a] chrysene-9-yl acetate (Intermediate 1-step 8, 20.0 g, 41.40 mmol, 1 eq) and the reaction mixture was stirred at room temperature for about 14 hours. TLC indicated starting material was consumed and the desired product was observed. The reaction mixture was quenched with ice cold water then filtered through Buchner funnel then solid was separated, then that solid compound was dissolved in DCM and washed with sodium bicarbonate, water, brine solution then dried over sodium sulfate and concentrated under reduced pressure to give a crude compound. The crude compound was purified by flash silica column chromatography (100-200 silica gel) using 1.5% MeOH in DCM as an eluent to obtain the desired product (20.0 g, yield: 72.72%) as an off pale yellow colour solid. ¹H NMR (300 MHz, DMSO-d₆): δ ppm 7.37-7.20 (m, 1H), 7.02-6.81 (m, 1H), 4.41-4.36 (m, 1H), 4.06-3.99 (m, 1H), 3.74-3.47 (m, 1H), 3.23-3.10 (m, 1H), 2.97-2.89 (m, 1H), 2.80-2.73 (m, 1H), 2.38-2.27 (m, 2H), 2.20-2.14 (m, 2H), 1.90 (m, 3H), 1.86-1.49 (m, 8H), 1.39-1.34 (m, 9H), 1.28-1.17 (m, 3H), 1.15-1.09 (m, 9H), 0.99-0.94 (m, 3H), 0.89-0.87 (m, 6H), 0.83-0.80 (s, 9H); ESI-MS: m/z 689.43 (M+Na)⁺.

Step 3: Synthesis of tert-butyl (1-(((3aR,5aR,5bR,7aR,9S,11aR,11bR,13aS)-9-hydroxy-1-isopropyl-5a,5b,8,8,11a-pentamethyl-2-oxo-2,3,4,5,5a,5b,6,7,7a,8,9,10,11,11a,11b,12,13,13a-octadecahydro-3aH-cyclopenta[a]chrysen-3a-yl)carbamoyl)cyclopropyl)carbamate:



To a stirred solution of (3aR,5aR,5bR,7aR,9S,11aR,11bR,13aS)-3a-(1-((tert-butoxy carbonyl)amino)cyclopropane-1-carboxamido)-1-isopropyl-5a,5b,8,8,11a-pentamethyl-2-oxo-3,3a,4,5,5a,5b,6,7,7a,8,9,10,11,11a,11b,12,13,13a-octadecahydro-2H-cyclopenta[a]chrysen-9-yl acetate (step 2, 20 g, 30.03 mmol, 1.0 eq) in MeOH (200 ml), THF (100 ml) and water (50 ml) at 0 °C was added NaOH (12.01 g, 300.30 mmol, 10.0 eq). The mixture was removed from the ice bath and was stirred at room temperature for overnight. TLC indicated starting material was consumed and the desired product was observed. The organic phase was evaporated under reduced pressure, the reaction mixture was diluted with water (180 ml) and extracted with DCM (3x180 ml). The combined organic extracts were washed with water (100 ml), brine solution (50 ml), dried over sodium sulfate, filtered and evaporated under reduced pressure. The residue was purified by silicagel column chromatography by using 0-3% methanol in dichloromethane gradient. The fractions containing the product were combined and concentrated under reduced pressure to give the desired product (16.0 g, yield: 85.5%) as a white solid. ¹H NMR (300 MHz, DMSO-d₆): δ ppm 8.32 (m, 1H), 7.20 (m, 1H), 4.32-4.31 (m, 1H), 3.72-3.67 (m, 1H), 3.12-2.75 (m, 3H), 2.38-2.09 (m, 4H), 1.85 (m, 4H), 1.65-1.23 (m, 19H), 1.13-1.08 (m, 10H), 0.95-0.83 (m, 13H), 0.66 (s, 3H); ESI-MS: m/z 647.43 (M+Na)⁺.

Step 4: Synthesis of 1-benzyl 3-((3aR,5aR,5bR,7aR,9S,11aR,11bR,13aS)-3a-(1-((tert-butoxy carbonyl)amino)cyclopropane-1-carboxamido)-1-isopropyl-5a,5b,8,8,11a-pentamethyl-2-oxo-3,3a,4,5,5a,5b,6,7,7a,8,9,10,11,11a,11b,12,13,13a-octadecahydro-2H-cyclopenta[a]chrysen-9-yl) (1R,3S)-2,2-dimethylcyclobutane-1,3-dicarboxylate:



To a stirred solution of (1S,3R)-3-((benzyloxy)carbonyl)-2,2-dimethylcyclobutane-1-carboxylic acid (prepared as described in WO 2011/007230 A2, 10.07 g, 38.46 mmol, 1.5 eq) in DMF (120 ml) at 0 °C under nitrogen atmosphere was added EDCI (9.84 g, 51.28 mmol, 2 eq), HOBT (5.19 g, 38.46 mmol, 1.5 eq), DMAP (1.56 g, 12.82 mmol, 0.5 eq) and added Triethylamine (10.70 ml, 76.92 mmol, 3 eq) and stirred it for about 30 minutes. Then added tert-butyl (1-(((3aR,5aR,5bR,7aR,9S,11aR,11bR,13aS)-9-hydroxy-1-isopropyl-5a,5b,8,8,11a-pentamethyl-2-oxo-2,3,4,5,5a,5b,6,7,7a,8,9,10,11,11a,11b,12,13,13a-octadecahydro-3aH-cyclopenta[a]chrysen-3a-yl)carbamoyl)cyclopropyl)carbamate (step 3, 16.0 g, 25.64 mmol, 1 eq) and the reaction mixture was stirred at room temperature for about 14 hours. TLC indicated

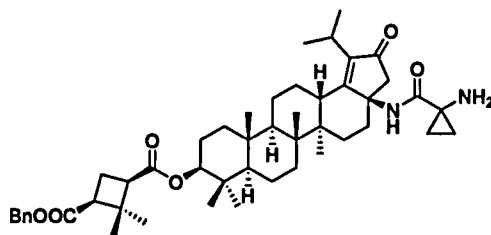
starting material was consumed and the desired product was observed. The reaction mixture was quenching with ice cold water then filtered through Buchner funnel then solid was separated, then that solid compound was dissolved in DCM, washed with sodium bicarbonate, water and brine solution then dried over sodium sulfate and concentrated under reduced pressure to give a crude compound. The crude compound was purified by flash silica column chromatography (100-200 silica gel) using 2% MeOH in DCM gradient. The fractions containing the product were combined and concentrated under reduced pressure to give the desired product (18.0 g, yield: 80.89%) as an off-white solid. ¹H NMR (300 MHz, DMSO-d₆): δ ppm 7.36-7.34 (m, 5H), 7.32-7.20 (m, 2H), 5.14, 5.08 (ABq, J_{AB} = 12.3 Hz, 2H), 4.35 (m, 1H), 3.74-3.69 (m, 2H), 3.12-2.84 (m, 5H), 2.38-2.14 (m, 4H), 1.96-1.90 (m, 3H), 1.73-1.58 (m, 8H), 1.39-1.36 (m, 14H), 1.13-1.09 (m, 14H), 0.89-0.81 (m, 16H); ESI-MS: m/z 891.32 (M+Na)⁺.

Step 5: Synthesis of 1-((3aR,5aR,5bR,7aR,9S,11aR,11bR,13aS)-3a-(1-aminocyclopropane-1-carboxamido)-1-isopropyl-5a,5b,8,8,11a-pentamethyl-2-oxo-3,3a,4,5,5a,5b,6,7,7a,8,9,10,11,11a,11b,12,13,13a-octadecahydro-2H-cyclopenta[a]chrysen-9-yl) 3-benzyl (1S,3R)-2,2-dimethylcyclobutane-1,3-dicarboxylate:

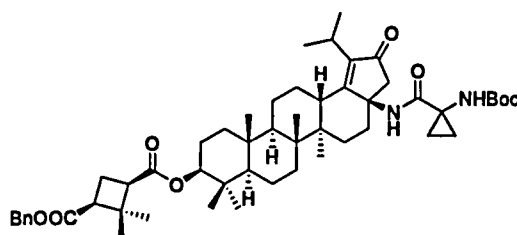
To a stirred solution of 1-benzyl 3-((3aR,5aR,5bR,7aR,9S,11aR,11bR,13aS)-3a-(1-((tert-butoxycarbonyl)amino)cyclopropane-1-carboxamido)-1-isopropyl-5a,5b,8,8,11a-pentamethyl-2-oxo-3,3a,4,5,5a,5b,6,7,7a,8,9,10,11,11a,11b,12,13,13a-octadecahydro-2H-cyclopenta[a]chrysen-9-yl) (1R,3S)-2,2-dimethylcyclobutane-1,3-dicarboxylate (step 4, 18 g, 20.73 mmol, 1.0 eq) in DCM (160 ml) was added trifluoroacetic acid (36 ml). The reaction mixture was stirred at room temperature for about 3 hours. TLC indicated starting material was consumed and the desired product was observed. The reaction mixture was slowly poured in to cold sodium bicarbonate solution, pH adjusted to 8.0 then filtered through celite pad and the filtrate was extracted with DCM (3x200 ml). The combined organic layer was washed with water (200 ml), dried over sodium sulfate, and evaporated under reduced pressure to give the desired product (13.0 g, yield: 81.76%) as an off-white solid. ¹H NMR (300 MHz, DMSO-d₆): δ ppm 7.36-7.34 (m, 5H), 7.32-7.20 (m, 2H), 5.14, 5.08 (ABq, J_{AB} = 12.3 Hz, 2H), 4.35 (m, 1H), 3.74-3.69 (m, 2H), 3.12-2.84 (m, 5H), 2.38-2.14 (m, 4H), 1.96-1.90 (m, 3H), 1.73-1.58 (m, 7H), 1.39-1.36 (m, 7H), 1.13-1.09 (m, 14H), 0.89-0.81 (m, 16H); ESI-MS: m/z 791.52 (M+Na)⁺.

Intermediate 4: Preparation of 1-((3aR,5aR,5bR,7aR,9S,11aR,11bR,13aS)-3a-(1-aminocyclopropane-1-carboxamido)-1-isopropyl-5a,5b,8,8,11a-pentamethyl-2-oxo-3,3a,4,5,5a,5b,6,7,7a,

8,9,10,11,11a,11b,12,13,13a-octadecahydro-2H-cyclopenta[a]chrysen-9-yl) 3-benzyl (1R,3S)-2,2-dimethylcyclobutane-1,3-dicarboxylate:



Step 1: Synthesis of 1-benzyl 3-((3aR,5aR,5bR,7aR,9S,11aR,11bR,13aS)-3a-(1-((tert-butoxy carbonyl)amino)cyclopropane-1-carboxamido)-1-isopropyl-5a,5b,8,8,11a-pentamethyl-2-oxo-3,3a,4,5,5a,5b,6,7,7a,8,9,10,11,11a,11b,12,13,13a-octadecahydro-2H-cyclopenta[a]chrysen-9-yl) (1S,3R)-2,2-dimethylcyclobutane-1,3-dicarboxylate:



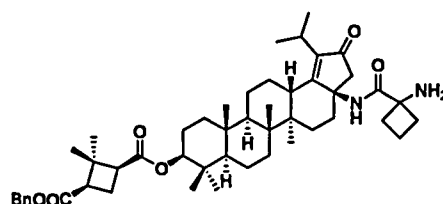
To a stirred solution of (1R,3S)-3-((benzyloxy)carbonyl)-2,2-dimethylcyclobutane-1-carboxylic acid (prepared as described in WO 2014/105926 A1, 10.11 g, 38.46 mmol, 1.5 eq) in DMF (120 ml) at 0 °C under nitrogen atmosphere was added EDCI (14.76 g, 76.92 mmol, 2 eq), HOBT (7.78 g, 57.66 mmol, 1.5 eq), DMAP (2.3 g, 19.22 mmol, 0.5 eq) and added Triethylamine (15.53 ml, 115.32 mmol, 3 eq) and stirred it for about 30 minutes. Then added tert-butyl (1-(((3aR,5aR,5bR,7aR,9S,11aR,11bR,13aS)-9-hydroxy-1-isopropyl-5a,5b,8,8,11a-pentamethyl-2-oxo-2,3,4,5,5a,5b,6,7,7a,8,9,10,11,11a,11b,12,13,13a-octadecahydro-3aH-cyclopenta[a]chrysen-3a-yl)carbamoyl)cyclopropyl)carbamate (Intermediate 3-step 3, 16.0 g, 25.64 mmol, 1 eq). The reaction mixture was stirred at room temperature for about 14 hours. TLC indicated starting material was consumed and the desired product was observed. The reaction mixture was quenched with ice cold water then filtered through Buchner funnel then solid was separated, then that solid compound was dissolved in DCM and washed with sodium bicarbonate, water and brine solution then dried over sodium sulfate and concentrated under reduced pressure to give a crude compound. The crude compound was purified by flash silica column chromatography (100-200 silica gel) using 2% MeOH in DCM gradient. The fractions containing the product were combined and concentrated under reduced pressure to give the desired product (18.0 g, yield: 80.89%) as an off-white solid. ¹H NMR (300 MHz, DMSO-d₆): δ ppm 8.32 (m, 1H), 7.20 (m, 1H), 4.32-4.31 (m, 1H), 3.72-3.67 (m, 1H), 3.12-2.75 (m, 3H),

2.38-2.09 (m, 4H), 1.85 (m, 4H), 1.65-1.23 (m, 19H), 1.13-1.08 (m, 10H), 0.95-0.83 (m, 13H), 0.66 (s, 3H); ESI-MS: m/z 647.43 ($M+Na$)⁺.

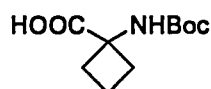
Step 2: Synthesis of 1-((3aR,5aR,5bR,7aR,9S,11aR,11bR,13aS)-3a-(1-aminocyclopropane-1-carboxamido)-1-isopropyl-5a,5b,8,8,11a-pentamethyl-2-oxo-3,3a,4,5,5a,5b,6,7,7a,8,9,10,11,11a,11b,12,13,13a-octadecahydro-2H-cyclopenta[a]chrysen-9-yl) 3-benzyl (1R,3S)-2,2-dimethylcyclobutane-1,3-dicarboxylate:

To a stirred solution of 1-benzyl 3-((3aR,5aR,5bR,7aR,9S,11aR,11bR,13aS)-3a-(1-((tert-butoxycarbonyl)amino)cyclopropane-1-carboxamido)-1-isopropyl-5a,5b,8,8,11a-pentamethyl-2-oxo-3,3a,4,5,5a,5b,6,7,7a,8,9,10,11,11a,11b,12,13,13a-octadecahydro-2H-cyclopenta[a]chrysen-9-yl) (1S,3R)-2,2-dimethylcyclobutane-1,3-dicarboxylate (step 1, 18 g, 20.73 mmol, 1.0 eq) in DCM (160 ml) was added trifluoroacetic acid (36 ml). The reaction mixture was stirred at room temperature for about 3 hours. TLC indicated starting material was consumed and the desired product was observed. The reaction mixture was slowly poured in to cold sodium bicarbonate solution, pH adjusted to 8.0 then filtered through celite pad, the filtrate was extracted with DCM (3x200 ml). The combined organic layer was washed with water (200 ml), dried over sodium sulfate, and evaporated under reduced pressure give the desired product (13.0 g, yield: 81.76%) as an off-white solid. ¹H NMR (300 MHz, DMSO-d₆): δ ppm 7.36-7.34 (m, 5H), 7.32-7.20 (m, 2H), 5.14, 5.08 (ABq, J_{AB} = 12.3 Hz, 2H), 4.35 (m, 1H), 3.74-3.69 (m, 2H), 3.12-2.84 (m, 5H), 2.38-2.14 (m, 4H), 1.96-1.90 (m, 3H), 1.73-1.58 (m, 7H), 1.39-1.36 (m, 7H), 1.13-1.09 (m, 14H), 0.89-0.81 (m, 16H); ESI-MS: m/z 791.52 ($M+Na$)⁺.

Intermediate 5: Preparation of 1-((3aR,5aR,5bR,7aR,9S,11aR,11bR,13aS)-3a-(1-aminocyclobutane-1-carboxamido)-1-isopropyl-5a,5b,8,8,11a-pentamethyl-2-oxo-3,3a,4,5,5a,5b,6,7,7a,8,9,10,11,11a,11b,12,13,13a-octadecahydro-2H-cyclopenta[a]chrysen-9-yl) 3-benzyl (1S,3R)-2,2-dimethylcyclobutane-1,3-dicarboxylate:

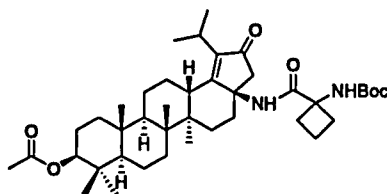


Step 1: Synthesis of 1-((tert-butoxycarbonyl)amino)cyclobutane-1-carboxylic acid:



To a stirred solution of 1-aminocyclobutane-1-carboxylic acid (30 g, 139.53 mmol, 1.0 eq) in 1,4-dioxane (300 ml) at 0 °C was added 2N NaOH solution (300 ml) followed by (Boc)₂O (45.62 g, 209.30 mmol, 1.5 eq). The reaction mixture was allowed to stir at room temperature for overnight. TLC indicated starting material was consumed and the desired product was observed. The organic phase was evaporated under reduced pressure, the reaction mixture was diluted with water (50 ml), cooled to 0 °C, pH adjusted to 5 with 1N HCl and then extracted with DCM (3x300 ml). The combined organic extracts were washed with water (300 ml), brine (100 ml) solution, dried over Na₂SO₄, filtered and evaporated under reduced pressure. The residue was stirred with n-hexane (300 ml) at room temperature for about 30 minutes, the obtained solid was filtered and dried under vacuum to give the desired product (35.0 g, yield: 62.41%) as a white solid. ¹H NMR (300 MHz, DMSO-d₆): δ ppm 12.19 (brs, 1H), 7.70-7.16 (m, 1H), 2.45-2.36 (m, 2H), 2.12-2.03 (m, 2H), 1.86-1.78 (m, 2H), 1.36 (brs, 9H); ESI-MS: m/z 238.13 (M+Na)⁺.

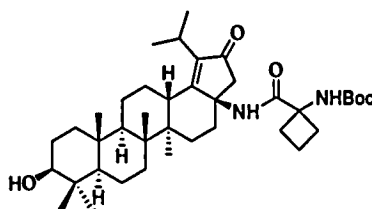
Step 2: Synthesis of (3aR,5aR,5bR,7aR,9S,11aR,11bR,13aS)-3a-(1-((tert-butoxycarbonyl)amino)cyclobutane-1-carboxamido)-1-isopropyl-5a,5b,8,8,11a-pentamethyl-2-oxo-3,3a,4,5,5a,5b,6,7,7a,8,9,10,11,11a,11b,12,13,13a-octadecahydro-2H-cyclopenta[a]chrysen-9-yl acetate:



To a stirred solution of 1-((tert-butoxycarbonyl)amino)cyclobutane-1-carboxylic acid (step 1, 13.35 g, 62.11 mmol, 1.5 eq) in DMF (160 ml) at 0 °C under nitrogen atmosphere was added EDCI (15.90 g, 82.81 mmol, 2 eq), HOBT (8.38 g, 62.11 mmol, 1.5 eq), DMAP (2.52 g, 20.70 mmol, 0.5 eq), and added Triethylamine (17.28 ml 124.22 mmol, 3 eq) and stirred it for about 30 minutes. Then added (3aR,5aR,5bR,7aR,9S,11aR,11bR,13aS)-3a-amino-1-isopropyl-5a,5b,8,8,11a-pentamethyl-2-oxo-3,3a,4,5,5a,5b,6,7,7a,8,9,10,11,11a,11b,12,13,13a-octadecahydro-2H-cyclopenta[a]chrysen-9-yl acetate (Intermediate 1-step 8, 20.0 g, 41.40 mmol, 1 eq) and the reaction mixture was stirred at room temperature for about 14 hours. TLC indicated starting material was consumed and the desired product was observed. The reaction mixture was quenched with ice cold water then filtered through Buchner funnel then solid was separated, then that solid compound was dissolved in DCM and washed with sodium bicarbonate, water and brine solution then dried over sodium sulfate and concentrated under reduced pressure to give a crude compound. The crude compound was purified by flash silica

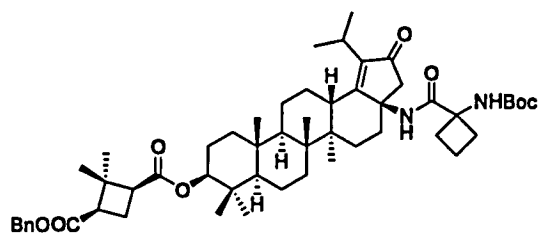
column chromatography (100-200 silica gel) using 2% MeOH in DCM gradient. The fractions containing the product were combined and concentrated under reduced pressure to give the desired product (22.0 g, yield: 78.15%) as an off-pale yellow solid. ¹H NMR (300 MHz, DMSO-d₆): δ ppm 7.37-7.20 (m, 1H), 7.02-6.81 (m, 1H), 4.40-4.35 (m, 1H), 4.06-3.98 (m, 1H), 3.73-3.49 (m, 1H), 3.25-3.14 (m, 1H), 2.97-2.90 (m, 1H), 2.82-2.74 (m, 1H), 2.45-2.36 (m, 2H), 2.31-2.26 (m, 2H), 2.16-2.10 (m, 2H), 1.92 (m, 3H), 1.86-1.43 (m, 8H), 1.38-1.33 (m, 9H), 1.27-1.18 (m, 3H), 1.15-1.11 (m, 9H), 0.99-0.95 (m, 3H), 0.90-0.86 (m, 6H), 0.84-0.81 (s, 9H); ESI-MS: m/z 703.43 (M+Na)⁺.

Step 3: Synthesis of tert-butyl (1-(((3aR,5aR,5bR,7aR,9S,11aR,11bR,13aS)-9-hydroxy-1-isopropyl-5a,5b,8,8,11a-pentamethyl-2-oxo-2,3,4,5,5a,5b,6,7,7a,8,9,10,11,11a,11b,12,13,13a-octadecahydro-3aH-cyclopenta[a]chrysen-3a-yl)carbamoyl)cyclobutyl)carbamate:



To a stirred solution of (3aR,5aR,5bR,7aR,9S,11aR,11bR,13aS)-3a-(1-((tert-butoxy carbonyl)amino)cyclobutane-1-carboxamido)-1-isopropyl-5a,5b,8,8,11a-pentamethyl-2-oxo-3,3a,4,5,5a,5b,6,7,7a,8,9,10,11,11a,11b,12,13,13a-octadecahydro-2H-cyclopenta[a]chrysen-9-yl acetate (step 2, 22 g, 32.35 mmol, 1.0 eq) in MeOH (180 ml), THF (90 ml) and water (50 ml) at 0 °C was added NaOH (12.94 g, 323.52 mmol, 10.0 eq). The mixture was removed from the ice bath and was stirred at room temperature for overnight. TLC indicated starting material was consumed and the desired product was observed. The organic phase was evaporated under reduced pressure, the reaction mixture was diluted with water (180 ml) and extracted with DCM (3x180 ml). The combined organic extracts were washed with water (100 ml), brine solution (50 ml), dried over sodium sulfate, filtered and evaporated under reduced pressure. The residue was purified by silicagel column chromatography by using 0-3% methanol in dichloromethane gradient. The fractions containing the product were combined and concentrated under reduced pressure to give the desired product (18 g, yield: 87.20%) as a white solid. ¹H NMR (300 MHz, DMSO-d₆): δ ppm 8.35 (m, 1H), 7.22 (m, 1H), 4.34-4.30 (m, 1H), 3.75-3.68 (m, 1H), 3.14-2.77 (m, 3H), 2.52-2.43 (m, 2H), 2.40-2.11 (m, 4H), 1.89 (m, 4H), 1.69-1.33 (m, 19H), 1.15-1.11 (m, 10H), 0.99-0.85 (m, 13H), 0.68 (s, 3H); ESI-MS: m/z 661.42 (M+Na)⁺.

Step 4: Synthesis of 1-benzyl 3-((3aR,5aR,5bR,7aR,9S,11aR,11bR,13aS)-3a-(1-((tert-butoxy carbonyl)amino)cyclobutane-1-carboxamido)-1-isopropyl-5a,5b,8,8,11a-pentamethyl-2-oxo-3,3a,4,5,5a,5b,6,7,7a,8,9,10,11,11a,11b,12,13,13a-octadecahydro-2H-cyclopenta[a]chrysen-9-yl) (1R,3S)-2,2-dimethylcyclobutane-1,3-dicarboxylate:

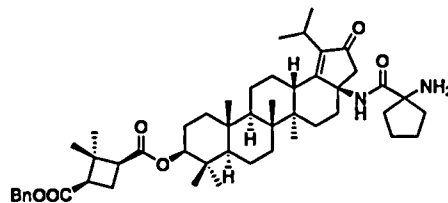


To a stirred solution of (1S,3R)-3-((benzyloxy)carbonyl)-2,2-dimethylcyclobutane-1-carboxylic acid (prepared as described in WO 2011/007230 A2, 11.08 g, 42.31 mmol, 1.5 eq) in DMF (120 ml) at 0 °C under nitrogen atmosphere was added EDCI (16.25 g, 84.63 mmol, 2 eq), HOBT (5.71 g, 42.31 mmol, 1.5 eq), DMAP (1.72 g, 14.10 mmol, 0.5 eq), and added triethylamine (11.77 ml, 84.63 mmol, 3 eq) and stirred it for about 30 minutes. Then added tert-butyl (1-(((3aR,5aR,5bR,7aR,9S,11aR,11bR,13aS)-9-hydroxy-1-isopropyl-5a,5b,8,8,11a-pentamethyl-2-oxo-2,3,4,5,5a,5b,6,7,7a,8,9,10,11,11a,11b,12,13,13a-octadecahydro-3aH-cyclopenta[a]chrysen-3a-yl)carbamoyl)cyclobutyl)carbamate (step 3, 18 g, 28.21 mmol, 1 eq). The reaction mixture was stirred at room temperature for about 14 hours. TLC indicated starting material was consumed and the desired product was observed. The reaction mixture was quenched with ice cold water then filtered through Buchner funnel then solid was separated, then that solid compound was dissolved in DCM and washed with sodium bicarbonate, water and brine solution then dried over sodium sulfate and concentrated under reduced pressure to give a crude compound. The crude compound was purified by flash silica column chromatography (100-200 silica gel) using 2% MeOH in DCM gradient. The fractions containing the product were combined and concentrated under reduced pressure to give the desired product (18 g, yield: 72.58%) as an off-white solid. ¹H NMR (300 MHz, DMSO-d₆): δ ppm 7.37-7.35 (m, 5H), 7.31-7.22 (m, 2H), 5.15, 5.09 (ABq, J_{AB} = 12.3 Hz, 2H), 4.34-4.30 (m, 1H), 3.77-3.70 (m, 2H), 3.14-2.87 (m, 5H), 2.47-2.38 (m, 2H), 2.32-2.16 (m, 4H), 1.99-1.95 (m, 3H), 1.75-1.60 (m, 8H), 1.38-1.30 (m, 14H), 1.20-1.11 (m, 14H), 0.90-0.83 (m, 16H); ESI-MS: m/z 905.43 (M+Na)⁺.

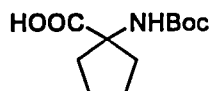
Step 5: Synthesis of 1-((3aR,5aR,5bR,7aR,9S,11aR,11bR,13aS)-3a-(1-aminocyclobutane-1-carboxamido)-1-isopropyl-5a,5b,8,8,11a-pentamethyl-2-oxo-3,3a,4,5,5a,5b,6,7,7a,8,9,10,11,11a,11b,12,13, 13a-octadecahydro-2H-cyclopenta[a]chrysen-9-yl) 3-benzyl (1S,3R)-2,2-dimethylcyclobutane-1,3-dicarboxylate:

To a stirred solution of 1-benzyl 3-((3aR,5aR,5bR,7aR,9S,11aR,11bR,13aS)-3a-(1-
 ((tert-butoxycarbonyl)amino)cyclobutane-1-carboxamido)-1-isopropyl-5a,5b,8,8,11a-penta
 methyl-2-oxo-3,3a,4,5,5a,5b,6,7,7a,8,9,10,11,11a,11b,12,13,13a-octadecahydro-2H-cyclo
 penta[a]chrysen-9-yl) (1R,3S)-2,2-dimethylcyclobutane-1,3-dicarboxylate (step 4, 18 g, 22.95
 5 mmol, 1.0 eq) in DCM (160 ml) was added trifluoroacetic acid (36 ml). The reaction mixture
 was stirred at room temperature for about 3 hours. TLC indicated starting material was
 consumed and the desired product was observed. The reaction mixture was slowly poured in
 to cold sodium bicarbonate solution, pH adjusted to 8.0 then filtered through celite pad, the
 filtrate was extracted with DCM (3x200 ml). The combined organic layer was washed with
 10 water (200 ml), dried over sodium sulfate, and evaporated under reduced pressure to give the
 desired product (14 g, yield: 87.77%) as an off-white solid. ¹H NMR (300 MHz, DMSO-d₆): δ
 ppm 7.34-7.32 (m, 5H), 7.31-7.22 (m, 2H), 5.15, 5.09 (ABq, *J*_{AB} = 12.3 Hz, 2H), 4.34-4.32 (m,
 1H), 3.77-3.70 (m, 2H), 3.14-2.85 (m, 5H), 2.46-2.41 (m, 2H), 2.38-2.14 (m, 4H), 1.97-1.91
 (m, 3H), 1.74-1.60 (m, 7H), 1.40-1.38 (m, 7H), 1.14-1.11 (m, 14H), 0.89-0.83 (m, 16H); ESI-
 15 MS: *m/z* 805.32 (M+Na)⁺.

Intermediate 6: Preparation of 1-((3aR,5aR,5bR,7aR,9S,11aR,11bR,13aS)-3a-(1-aminocyclopentane-1-carboxamido)-1-isopropyl-5a,5b,8,8,11a-pentamethyl-2-oxo-3,3a,4,5,5a,5b,6,7,7a,8,9,10,11,11a,11b,12,13,13a-octadecahydro-2H-cyclopenta[a]chrysen-9-yl) 3-benzyl (1S,3R)-2,2-dimethylcyclobutane-1,3-dicarboxylate:



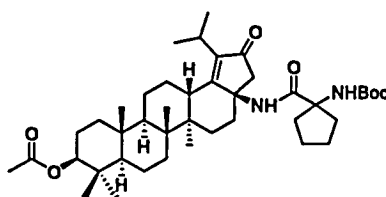
Step 1: Synthesis of 1-((tert-butoxycarbonyl)amino)cyclopentane-1-carboxylic acid:



To a stirred solution of 1-aminocyclopentane-1-carboxylic acid (10 g, 77.51 mmol, 1.0
 eq) in 1,4-dioxane (100 ml) at 0 °C was added 2N NaOH solution (100 ml) followed by (Boc)₂O
 25 (25.34 g, 116.27 mmol, 1.5 eq). The reaction mixture was allowed to stir at room temperature
 for overnight. TLC indicated starting material was consumed and the desired product was
 observed. The organic phase was evaporated under reduced pressure, the reaction mixture was
 diluted with water (50 ml), cooled to 0 °C, pH adjusted to 5 with 1N HCl and then extracted
 with DCM (3x300 ml). The combined organic extracts were washed with water (300 ml), brine

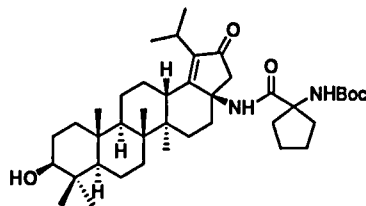
(100 ml) solution, dried over Na_2SO_4 , filtered and evaporated under reduced pressure. The residue was stirred with n-hexane (300 ml) at room temperature for about 30 minutes, the obtained solid was filtered and dried under vacuum to obtain the desired product (10.0 g, yield: 56.33%) as a white solid. ^1H NMR (300 MHz, DMSO-d_6): δ ppm 12.11 (s, 1H), 7.10-6.86 (m, 1H), 1.94-1.84 (m, 4H), 1.62-1.58 (m, 4H), 1.36 (s, 9H); ESI-MS: m/z 252.02 ($\text{M}+\text{Na}$) $^+$.

Step 2: Synthesis of (3aR,5aR,5bR,7aR,9S,11aR,11bR,13aS)-3a-(1-((tert-butoxycarbonyl)amino)cyclopentane-1-carboxamido)-1-isopropyl-5a,5b,8,8,11a-pentamethyl-2-oxo-3,3a,4,5,5a,5b,6,7,7a,8,9,10,11,11a,11b,12,13,13a-octadecahydro-2H-cyclopenta[a]chrysen-9-yl acetate:



To a stirred solution of 1-((tert-butoxycarbonyl)amino)cyclopentane-1-carboxylic acid (step 1, 8.5 g, 37.11 mmol, 1.5 eq) in DMF (100 ml) at 0 °C under nitrogen atmosphere was added EDCI (9.54 g, 49.68 mmol, 2 eq), HOBT (5.03 g, 37.26 mmol, 1.5 eq), DMAP (1.51 g, 12.42 mmol, 0.5 eq), and added Triethylamine (10.36 ml 74.53 mmol, 3 eq) and stirred it for about 30 minutes. Then added (3aR,5aR,5bR,7aR,9S,11aR,11bR,13aS)-3a-amino-1-isopropyl-5a,5b,8,8,11a-pentamethyl-2-oxo-3,3a,4,5,5a,5b,6,7,7a,8,9,10,11,11a,11b,12,13,13a-octadecahydro-2H-cyclopenta[a]chrysen-9-yl acetate (Intermediate 1-step 8, 12 g, 24.84 mmol, 1 eq). The reaction mixture was stirred at room temperature for about 14 hours. TLC indicated starting material was consumed and the desired product was observed. The reaction mixture was quenched with ice cold water then filtered through Buchner funnel then solid was separated, then that solid compound was dissolved in DCM and washed with sodium bicarbonate, water and brine solution then dried over sodium sulfate and concentrated under reduced pressure to give a crude compound. The crude compound was purified by flash silica column chromatography (100-200 silica gel) using 2% MeOH in DCM gradient. The fractions containing the product were combined and concentrated under reduced pressure to give the desired product (10 g, yield: 58.00%) as an off-white solid. ^1H NMR (300 MHz, DMSO-d_6): δ ppm 7.10 (brs, 1H), 6.89 (brs, 1H), 4.42-4.36 (m, 1H), 3.74-3.66 (m, 1H), 3.12-3.08 (m, 2H), 2.83-2.79 (m, 1H), 2.35-2.26 (m, 2H), 2.11-1.81 (m, 11H), 1.56-1.47 (m, 9H), 1.35-1.23 (m, 13H), 1.14-1.07 (m, 11H), 0.90-0.80 (m, 10H), 0.76 (brs, 3H); ESI-MS: m/z 717.52 ($\text{M}+\text{Na}$) $^+$.

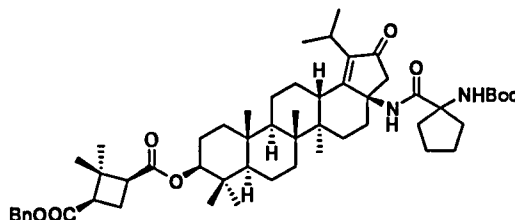
Step 3: Synthesis of tert-butyl (1-(((3aR,5aR,5bR,7aR,9S,11aR,11bR,13aS)-9-hydroxy-1-isopropyl-5a,5b,8,8,11a-pentamethyl-2-oxo-2,3,4,5,5a,5b,6,7,7a,8,9,10,11,11a,11b,12,13,13a-octadecahydro-3aH-cyclopenta[a]chrysen-3a-yl)carbamoyl)cyclopentyl)carbamate:



- 5 To a stirred solution of (3aR,5aR,5bR,7aR,9S,11aR,11bR,13aS)-3a-(1-((tert-butoxy carbonyl)amino)cyclopentane-1-carboxamido)-1-isopropyl-5a,5b,8,8,11a-pentamethyl-2-oxo-3,3a,4,5,5a,5b,6,7,7a,8,9,10,11,11a,11b,12,13,13a-octadecahydro-2H-cyclopenta[a]chrysen-9-yl acetate (step 2, 10 g, 14.40 mmol, 1.0 eq) in MeOH (60 ml), THF (30 ml) and water (15 ml) at 0 °C was added NaOH (5.76 g, 144.0 mmol, 10.0 eq). The mixture was removed from
- 10 the ice bath and was stirred at room temperature for overnight. TLC indicated starting material was consumed and the desired product was observed. The organic phase was evaporated under reduced pressure, the reaction mixture was diluted with water (180 ml) and extracted with DCM (3x180 ml). The combined organic extracts were washed with water (100 ml), brine solution (50 ml), dried over sodium sulfate, filtered and evaporated under reduced pressure.
- 15 The residue was purified by silicagel column chromatography by using 0-3% methanol in dichloromethane gradient. The fractions containing the product were combined and concentrated under reduced pressure to give the desired product (7 g, yield: 75.26%) as a white solid. ¹H NMR (300 MHz, DMSO-d₆): δ ppm 7.09 (brs, 1H), 6.89 (brs, 1H), 4.31-4.29 (m, 1H), 3.17-3.15 (m, 1H), 3.11-2.98 (m, 2H), 2.82-2.79 (m, 1H), 2.35-2.27 (m, 2H), 2.11-1.81 (m,
- 20 9H), 1.57-1.47 (m, 9H), 1.35-1.23 (m, 12H), 1.19-1.06 (m, 11H), 0.94-0.82 (m, 11H), 0.66 (brs, 3H); ESI-MS: m/z 675.72 (M+Na)⁺.

Step 4: Synthesis of 1-benzyl 3-(((3aR,5aR,5bR,7aR,9S,11aR,11bR,13aS)-3a-(1-((tert-butoxy carbonyl)amino)cyclopentane-1-carboxamido)-1-isopropyl-5a,5b,8,8,11a-pentamethyl-2-oxo-3,3a,4,5,5a,5b,6,7,7a,8,9,10,11,11a,11b,12,13,13a-octadecahydro-2H-cyclopenta[a]chrysen-9-yl) (1R,3S)-2,2-dimethylcyclobutane-1,3-dicarboxylate:

25



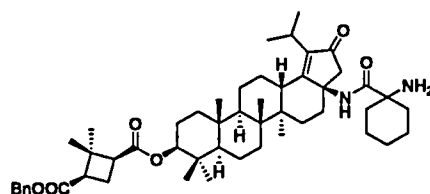
To a stirred solution of (1S,3R)-3-((benzyloxy)carbonyl)-2,2-dimethylcyclobutane-1-carboxylic acid (prepared as described in WO 2011/007230 A2, 4.2 g, 16.03 mmol, 1.5 eq) in DMF (60 ml) at 0 °C under nitrogen atmosphere was added EDCI (4.12 g, 21.47 mmol, 2 eq), HOBT (2.17 g, 16.10 mmol, 1.5 eq), DMAP (0.65 g, 5.36 mmol, 0.5 eq), and added
 5 Triethylamine (4.48 ml 32.20 mmol, 3 eq) and stirred it for about 30 minutes. Then added tert-butyl (1-(((3aR,5aR,5bR,7aR,9S,11aR,11bR,13aS)-9-hydroxy-1-isopropyl-5a,5b,8,8,11a-pentamethyl-2-oxo-2,3,4,5,5a,5b,6,7,7a,8,9,10,11,11a,11b,12,13,13a-octadecahydro-3aH-cyclopenta[a]chrysen-3a-yl)carbamoyl)cyclopentyl)carbamate (step 3, 7 g, 10.73 mmol, 1 eq). The reaction mixture was stirred at room temperature for about 14 hours. TLC indicated
 10 starting material was consumed and the desired product was observed. The reaction mixture was quenched with ice cold water then filtered through Buchner funnel then solid was separated, then that solid compound was dissolved in DCM and washed with sodium bicarbonate, water and brine solution then dried over sodium sulfate and concentrated under reduced pressure to give a crude compound. The crude compound was purified by flash silica
 15 column chromatography (100-200 silica gel) using 2% MeOH in DCM gradient. The fractions containing the product were combined and concentrated under reduced pressure to give the desired product (6 g, yield: 62.41%) as an off-white solid. ¹H NMR (300 MHz, DMSO-d₆): δ ppm 7.37-7.32 (m, 5H), 7.10 (s, 1H), 6.89 (s, 1H), 5.14, 5.08 (ABq, J_{AB} = 12.3 Hz, 2H), 4.38-4.32 (m, 1H), 3.61-3.59 (m, 1H), 3.12-3.07 (m, 1H), 2.97-2.80 (m, 3H), 2.38-2.31 (m, 4H),
 20 2.22-1.88 (m, 6H), 1.81-1.77 (m, 5H), 1.69-1.57 (m, 8H), 1.35 (m, 10H), 1.26-1.23 (m, 7H), 1.14-1.03 (m, 11H), 0.89-0.78 (m, 14H); ESI-MS: m/z 919.45 (M+Na)⁺.

Step 5: Synthesis of 1-((3aR,5aR,5bR,7aR,9S,11aR,11bR,13aS)-3a-(1-aminocyclopentane-1-carboxamido)-1-isopropyl-5a,5b,8,8,11a-pentamethyl-2-oxo-3,3a,4,5,5a,5b,6,7,7a,8,9,10,11,11a,11b,12,13,13a-octadecahydro-2H-cyclopenta[a]chrysen-9-yl) 3-benzyl (1S,3R)-2,2-dimethylcyclobutane-1,3-dicarboxylate:
 25

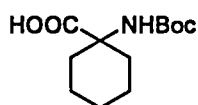
To a stirred solution of 1-benzyl 3-((3aR,5aR,5bR,7aR,9S,11aR,11bR,13aS)-3a-(1-((tert-butoxycarbonyl)amino)cyclopentane-1-carboxamido)-1-isopropyl-5a,5b,8,8,11a-pentamethyl-2-oxo-3,3a,4,5,5a,5b,6,7,7a,8,9,10,11,11a,11b,12,13,13a-octadecahydro-2H-cyclopenta[a]chrysen-9-yl) (1R,3S)-2,2-dimethylcyclobutane-1,3-dicarboxylate (step 4, 6.0 g,
 30 6.69 mmol, 1.0 eq) in DCM (60 ml) was added trifluoroacetic acid (12 ml). The reaction mixture was stirred at room temperature for about 3 hours. TLC indicated starting material was consumed and the desired product was observed. The reaction mixture was slowly poured in to cold sodium bicarbonate solution, pH adjusted to 8.0 then filtered through celite pad and the filtrate was extracted with DCM (3x200 ml). The combined organic layer was washed with

water (200 ml), dried over sodium sulfate, and evaporated under reduced pressure to give the desired product (4.0 g, yield: 75.47%) as an off-white solid. ^1H NMR (300 MHz, DMSO- d_6): δ ppm 7.36-7.35 (m, 5H), 7.10 (s, 1H), 5.14, 5.08 (ABq, $J_{AB} = 12.3$ Hz, 2H), 4.38-4.32 (m, 1H), 3.61-3.59 (m, 1H), 3.12-3.07 (m, 1H), 2.97-2.80 (m, 3H), 2.38-2.31 (m, 4H), 2.22-1.88 (m, 6H), 1.81-1.77 (m, 5H), 1.69-1.35 (m, 11H), 1.26-1.23 (m, 7H), 1.14-1.03 (m, 11H), 0.89-0.78 (m, 14H); ESI-MS: m/z 819.32 ($M+\text{Na}$) $^+$.

Intermediate 7: Preparation of 1-((3aR,5aR,5bR,7aR,9S,11aR,11bR,13aS)-3a-(1-aminocyclohexane-1-carboxamido)-1-isopropyl-5a,5b,8,8,11a-pentamethyl-2-oxo-3,3a,4,5,5a,5b,6,7,7a,8,9,10,11,11a,11b,12,13,13a-octadecahydro-2H-cyclopenta[a]chrysen-9-yl) 3-benzyl (1S,3R)-2,2-dimethylcyclobutane-1,3-dicarboxylate:



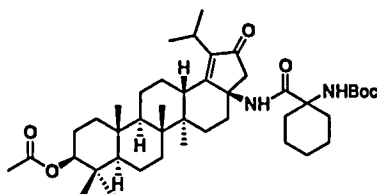
Step 1: Synthesis of 1-((tert-butoxycarbonyl)amino)cyclohexane-1-carboxylic acid:



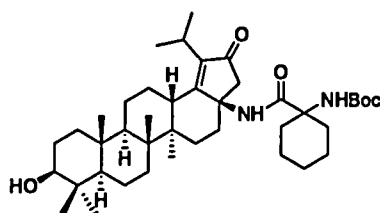
To a stirred solution of 1-aminocyclohexane-1-carboxylic acid (10 g, 69.93 mmol, 1.0 eq) in 1,4-dioxane (300 ml) at 0 °C was added 2N NaOH solution (100 ml) followed by (Boc) $_2$ O (22.86 g, 104.89 mmol, 1.5 eq). The reaction mixture was allowed to stir at room temperature for overnight. TLC indicated starting material was consumed and the desired product was observed. The organic phase was evaporated under reduced pressure, the reaction mixture was diluted with water (50 ml), cooled to 0 °C, pH adjusted to 5 with 1N HCl and then extracted with DCM (3x300 ml). The combined organic extracts were washed with water (300 ml), brine (100 ml) solution, dried over Na_2SO_4 , filtered and evaporated under reduced pressure. The residue was stirred with n-hexane (300 ml) at room temperature for about 30 minutes, the obtained solid was filtered and dried under vacuum to afford the desired product (11.0 g, yield: 64.74%) as a white solid. ^1H NMR (300 MHz, DMSO- d_6): δ ppm 12.08 (s, 1H), 6.88 (s, 1H), 1.92-1.88 (m, 2H), 1.62-1.56 (m, 2H), 1.45-1.43 (m, 4H), 1.36 (s, 9H), 1.25-1.19 (m, 2H); ESI-MS: m/z 266.32 ($M+\text{Na}$) $^+$.

Step 2: Synthesis of (3aR,5aR,5bR,7aR,9S,11aR,11bR,13aS)-3a-(1-((tert-butoxycarbonyl)amino)cyclohexane-1-carboxamido)-1-isopropyl-5a,5b,8,8,11a-pentamethyl-2-oxo-3,3a,4,5,

5a,5b,6,7,7a,8,9,10,11,11a,11b,12,13,13a-octadecahydro-2H-cyclopenta[a]chrysen-9-yl acetate:

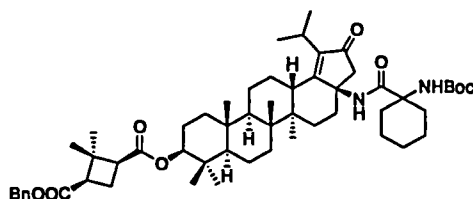


- To a stirred solution of 1-((tert-butoxycarbonyl)amino)cyclohexane-1-carboxylic acid (step 1, 9.05 g, 37.26 mmol, 1.5 eq) in DMF (120 ml) at 0 °C under nitrogen atmosphere was added HBTU (18.83 g, 49.68 mmol, 2 eq), DMAP (1.51 g, 12.42 mmol, 0.5eq), and added Diisopropylethylamine (12.81 ml, 74.53 mmol, 3 eq) and stirred it for about 10 minutes. Then added (3aR,5aR,5bR,7aR,9S,11aR,11bR,13aS)-3a-amino-1-isopropyl-5a,5b,8,8,11a-pentamethyl-2-oxo-3,3a,4,5,5a,5b,6,7,7a,8,9,10,11,11a,11b,12,13,13a-octadecahydro-2H-cyclopenta[a]chrysen-9-yl acetate (Intermediate 1-step 8, 12 g, 24.84 mmol, 1 eq). The reaction mixture was stirred at room temperature for about 14 hours. TLC indicated starting material was consumed and the desired product was observed. The reaction mixture was evaporated under reduced pressure, the reaction mixture was diluted with water (200 ml), and extracted with DCM (3x200 ml). The combined organic extracts were washed with water (300 ml), sodium bicarbonate, and brine solution, then dried over sodium sulfate, filtered and concentrated under reduced pressure to give a crude compound, The crude compound was purified by flash silica column chromatography (100-200 silica gel) using 2% MeOH in DCM as an eluent. The fractions containing the product were combined and concentrated under reduced pressure to give the desired product (12 g, yield: 68.22%) as an off-white solid. ¹H NMR (300 MHz, DMSO-d₆): δ ppm 7.04 (brs, 1H), 6.53 (brs, 1H), 4.41-4.37 (m, 1H), 3.69-3.58 (m, 1H), 3.12-3.07 (m, 1H), 2.89-2.82 (m, 1H), 2.73-2.68 (m, 2H), 2.37-2.27 (m, 3H), 2.11-2.05 (m, 2H), 2.02-1.95 (m, 3H), 1.88-1.80 (m, 3H), 1.74-1.71 (m, 6H), 1.60-1.55 (m, 3H), 1.47 (s, 8H), 1.42-1.41 (m, 7H), 1.35-1.23 (m, 3H), 1.39-1.11 (m, 10H), 1.09-1.07 (m, 7H), 1.04-0.80 (m, 5H); ESI-MS: m/z 731.44 (M+Na)⁺.
- Step 3: Synthesis of tert-butyl (1-(((3aR,5aR,5bR,7aR,9S,11aR,11bR,13aS)-9-hydroxy-1-isopropyl-5a,5b,8,8,11a-pentamethyl-2-oxo-2,3,4,5,5a,5b,6,7,7a,8,9,10,11,11a,11b,12,13,13a-octadecahydro-3aH-cyclopenta[a]chrysen-3a-yl)carbamoyl)cyclohexyl)carbamate:*



To a stirred solution of (3aR,5aR,5bR,7aR,9S,11aR,11bR,13aS)-3a-(1-((tert-butoxy carbonyl)amino)cyclohexane-1-carboxamido)-1-isopropyl-5a,5b,8,8,11a-pentamethyl-2-oxo-3,3a,4,5,5a,5b,6,7,7a,8,9,10,11,11a,11b,12,13,13a-octadecahydro-2H-cyclopenta[a]chrysen-9-yl acetate (step 2, 12 g, 16.94 mmol, 1.0 eq) in MeOH (120 ml), THF (60 ml) and water (30 ml) at 0 °C was added NaOH (6.77 g, 169.4 mmol, 10.0 eq). The mixture was removed from the ice bath and was stirred at room temperature for overnight. TLC indicated starting material was consumed and the desired product was observed. The organic phase was evaporated under reduced pressure, the reaction mixture was diluted with water (180 ml) and extracted with DCM (3x180 ml). The combined organic extracts were washed with water (100 ml), brine solution (50 ml), dried over sodium sulfate, filtered and evaporated under reduced pressure. The residue was purified by silicagel column chromatography by using 0-3% methanol in dichloromethane gradient. The fractions containing the product were combined and concentrated under reduced pressure to give the desired product (9 g, yield: 79.78%) as a white solid. ¹H NMR (300 MHz, DMSO-d₆): δ ppm 7.04 (s, 1H), 6.53 (s, 1H), 4.31-4.30 (m, 1H), 3.11-2.99 (m, 3H), 2.86-2.82 (m, 1H), 2.32-2.28 (m, 2H), 2.11 (m, 1H), 1.89-1.85 (m, 4H), 1.65-1.56 (m, 5H), 1.45 (brs, 9H), 1.35-1.28 (brs, 12H), 1.13-0.99 (m, 14H), 0.94-0.82 (m, 9H), 0.66 (s, 3H); ESI-MS: m/z 689.50 (M+Na)⁺.

Step 4: Synthesis of 1-benzyl 3-((3aR,5aR,5bR,7aR,9S,11aR,11bR,13aS)-3a-(1-((tert-butoxy carbonyl)amino)cyclohexane-1-carboxamido)-1-isopropyl-5a,5b,8,8,11a-pentamethyl-2-oxo-3,3a,4,5,5a,5b,6,7,7a,8,9,10,11,11a,11b,12,13,13a-octadecahydro-2H-cyclopenta[a]chrysen-9-yl) (1R,3S)-2,2-dimethylcyclobutane-1,3-dicarboxylate:



To a stirred solution of (1S,3R)-3-((benzyloxy)carbonyl)-2,2-dimethylcyclobutane-1-carboxylic acid (prepared as described in WO 2011/007230 A2, 5.31 g, 20.27 mmol, 1.5 eq) in DMF (100 ml) at 0 °C under nitrogen atmosphere was added EDCI (5.18 g, 27.02 mmol, 2 eq), HOBT (2.73 g, 20.27 mmol, 1.5 eq), DMAP (0.82 g, 6.75 mmol, 0.5 eq), and added

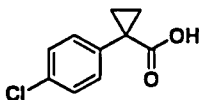
Triethylamine (5.63 ml, 40.54 mmol, 3 eq) and stirred it for about 30 minutes. Then added tert-butyl (1-(((3aR,5aR,5bR,7aR,9S,11aR,11bR,13aS)-9-hydroxy-1-isopropyl-5a,5b,8,8,11a-pentamethyl-2-oxo-2,3,4,5,5a,5b,6,7,7a,8,9,10,11,11a,11b,12,13,13a-octadecahydro-3aH-cyclopenta[a]chrysen-3a-yl)carbamoyl)cyclohexyl)carbamate (step 3, 9.0 g, 13.51 mmol, 1 eq). The reaction mixture was stirred at room temperature for about 14 hours. TLC indicated starting material was consumed and the desired product was observed. The reaction mixture was quenched with ice cold water then filtered through Buchner funnel then solid was separated, then that solid compound was dissolved in DCM and washed with sodium bicarbonate, water and brine solution then dried over sodium sulfate and concentrated under reduced pressure to give a crude compound. The crude compound was purified by flash silica column chromatography (100-200 silica gel) using 2% MeOH in DCM as an eluent. The fractions containing the product were combined and concentrated under reduced pressure to give the desired product (8 g, yield: 65.09%) as an off-white solid. ¹H NMR (300 MHz, DMSO-d₆): δ ppm 8.13 (s, 1H), 7.36-7.35 (m, 5H), 7.34 (s, 1H), 5.14, 5.08 (ABq, J_{AB} = 12.3 Hz, 2H), 4.38-4.32 (m, 1H), 3.13-3.09 (m, 1H), 3.00-2.67 (m, 4H), 2.38-2.25 (m, 5H), 1.96-1.90 (m, 5H), 1.69-1.40 (m, 21H), 1.36 (brs, 9H), 1.15-1.03 (m, 14H), 0.92-0.81 (m, 13H); ESI-MS: m/z 933.63 (M+Na)⁺.

Step 5: Synthesis of 1-((3aR,5aR,5bR,7aR,9S,11aR,11bR,13aS)-3a-(1-aminocyclohexane-1-carboxamido)-1-isopropyl-5a,5b,8,8,11a-pentamethyl-2-oxo-3,3a,4,5,5a,5b,6,7,7a,8,9,10,11,11a,11b,12,13,13a-octadecahydro-2H-cyclopenta[a]chrysen-9-yl) 3-benzyl (1S,3R)-2,2-dimethylcyclobutane-1,3-dicarboxylate:

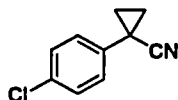
To a stirred solution of 1-benzyl 3-((3aR,5aR,5bR,7aR,9S,11aR,11bR,13aS)-3a-(1-((tert-butoxycarbonyl)amino)cyclohexane-1-carboxamido)-1-isopropyl-5a,5b,8,8,11a-pentamethyl-2-oxo-3,3a,4,5,5a,5b,6,7,7a,8,9,10,11,11a,11b,12,13,13a-octadecahydro-2H-cyclopenta[a]chrysen-9-yl) (1R,3S)-2,2-dimethylcyclobutane-1,3-dicarboxylate (step 4, 8.0 g, 8.79 mmol, 1.0 eq) in DCM (80 ml) was added trifluoroacetic acid (16 ml). The reaction mixture was stirred at room temperature for about 3 hours. TLC indicated starting material was consumed and the desired product was observed. The reaction mixture was slowly poured in to cold sodium bicarbonate solution, pH adjusted to 8.0 then filtered through celite pad, the filtrate was extracted with DCM (3x200 ml). The combined organic layer was washed with water (200 ml), dried over sodium sulfate, and evaporated under reduced pressure to give the desired product (6.0 g, yield: 84.26%) as an off-white solid. ¹H NMR (300 MHz, DMSO-d₆): δ ppm 8.13 (s, 1H), 7.36-7.35 (m, 5H), 5.14, 5.08 (ABq, J_{AB} = 12.3 Hz, 2H), 4.38-4.32 (m,

1H), 3.13-3.09 (m, 1H), 3.00-2.67 (m, 4H), 2.38-2.25 (m, 5H), 1.96-1.90 (m, 5H), 1.69-1.23 (m, 23H), 1.15-1.03 (m, 14H), 0.92-0.81 (m, 13H); ESI-MS: m/z 833.55 ($M+Na$)⁺.

Intermediate 8: Preparation of 1-(4-chlorophenyl)cyclopropane-1-carboxylic acid:

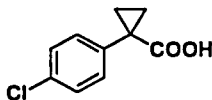


5 *Step 1: Synthesis of 1-(4-chlorophenyl)cyclopropane-1-carbonitrile:*



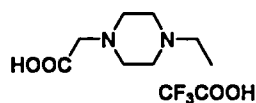
A suspension of 55% sodium hydride (25.27 g, 1052.9 mmol, 5.3 eq) and THF (200 ml) under nitrogen atmosphere was heated to 40 °C and a solution of 2-(4-chlorophenyl) acetonitrile (30.0 g, 198.67 mmol, 1.0 eq) in THF (50 ml) was added dropwise over about 30 minutes. The mixture was stirred at 40 °C for about 30 minutes and a solution of 1,2-dibromoethane (74.3 g, 397.35 mmol, 2.0 eq) in THF (50 ml) was added dropwise over about 30 minutes. The reaction mixture was stirred at 40 °C for about 1 hour. TLC indicated starting material was consumed and the desired product was observed. The reaction mixture was cooled to 0 °C, quenched with ice water (250 ml) and extracted with ethyl acetate (3x400 ml). The combined organic extracts were washed with brine solution (400 ml), dried over sodium sulfate, filtered and evaporated under reduced pressure to obtain the desired product (30.0 g) as a semi solid, which is used as such for next step without further purification. ¹H NMR (300 MHz, CDCl₃): δ ppm 7.33 (d, J = 8.7 Hz, 2H), 7.24 (d, J = 8.7 Hz, 2H), 1.78-1.71 (m, 2H), 1.42-1.35 (m, 2H).

20 *Step 2: Synthesis of 1-(4-chlorophenyl)cyclopropane-1-carboxylic acid:*

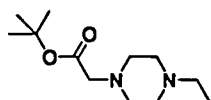


A stirred solution of 1-(4-chlorophenyl)cyclopropane-1-carbonitrile (step 1, 30.0 g, 169.49 mmol, 1.0 eq), sodium hydroxide (20.3 g, 508.47 mmol, 3.0 eq), diethylene glycol (120 ml) and water (35.4 ml) was refluxed for about 18 hours. TLC indicated starting material was consumed and the desired product was observed. The reaction mixture was poured into water (1800 ml) and acidified to pH 4.0 with concentrated HCl (54 ml). The generated crystals were collected by filtration and dried under vacuum to obtain the desired product (30.0 g, yield: 90.3%) as a pale-brown color solid. ¹H NMR (300 MHz, DMSO-d₆): δ ppm 12.40 (brs, 1H), 7.34 (m, 4H), 1.48-1.42 (m, 2H), 1.16-1.10 (m, 2H).

Intermediate 9: Preparation of 2,2,2-trifluoroacetate salt of 2-(4-ethylpiperazin-1-yl)acetic acid:



Step 1: Synthesis of tert-butyl 2-(4-ethylpiperazin-1-yl)acetate:

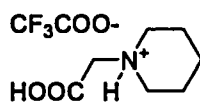


To a stirred solution of 1-ethylpiperazine (5.0 g, 43.78 mmol, 1.0 eq) in DCM (100 ml) at 0 °C was added Et₃N (30.4 ml, 218.93 mmol, 5.0 eq) followed by tert-butyl 2-chloroacetate (9.41 ml, 65.68 mmol, 1.5 eq). The reaction mixture was stirred at room temperature for overnight. TLC indicated starting material was consumed and the desired product was observed. The reaction mixture was diluted with water (150 ml) and extracted with DCM (3x150 ml). The combined organic extracts were washed with water (100 ml), brine solution (50 ml), dried over Na₂SO₄, filtered and evaporated under reduced pressure to obtain the desired product (9.0 g, yield: 90.09%) as a solid, which is used as such for next step without further purification. ESI-MS: m/z 229.09 (M+H)⁺.

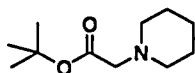
Step 2: Synthesis of 2,2,2-trifluoroacetate salt of 2-(4-ethylpiperazin-1-yl)acetic acid:

To a stirred solution of tert-butyl 2-(4-ethylpiperazin-1-yl) acetate (step 1, 9.0 g, 39.414 mmol, 1.0 eq) in DCM (72 ml) at 0 °C was added TFA (18 ml). The reaction mixture was allowed to stir at room temperature for overnight. TLC indicated starting material was consumed and the desired product was observed. The reaction mixture was evaporated under reduced pressure to obtain the desired product (11.2 g) as a solid, which is used as such for next step without further purification. ESI-MS: m/z 173.18 (M-TFA+H)⁺.

Intermediate 10: Preparation of 1-(carboxymethyl)piperidin-1-ium 2,2,2-trifluoroacetate:



Step 1: Synthesis of tert-butyl 2-(piperidin-1-yl)acetate:



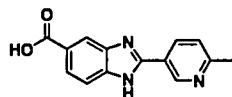
To a stirred solution of piperidine (5.0 g, 58.71 mmol, 1.0 eq) in DCM (75 ml) at 0 °C was added triethylamine (29.7 g, 293.55 mmol, 5.0 eq) followed by tert-butyl 2-chloroacetate (12.62 ml, 88.07 mmol, 1.5 eq). The reaction mixture was stirred at room temperature for overnight. TLC indicated starting material was consumed and the desired product was

observed. The reaction mixture was diluted with water (200 ml) and extracted with DCM (3x100 ml). The combined organic extracts were washed with water (100 ml), brine solution (50 ml), dried over Na₂SO₄, filtered and concentrated under reduced pressure to obtain the desired product (10.0 g, yield: 85.47%) as a solid, which is used as such for next step without further purification.

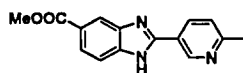
Step 2: Synthesis of 1-(carboxymethyl)piperidin-1-ium 2,2,2-trifluoroacetate:

To a stirred solution of tert-butyl 2-(piperidin-1-yl)acetate (step 1, 10.0 g, 50.17 mmol, 1.0 eq) in DCM (80 ml) at 0 °C was added trifluoroacetic acid (20 ml). The reaction mixture was allowed to stir at room temperature for overnight. TLC indicated starting material was consumed and the desired product was observed. The reaction mixture was evaporated under reduced pressure to obtain the desired product (12.9 g) as a solid, which is used as such for next step without further purification. ESI-MS: m/z 144.03 (M-TFA+H)⁺.

Intermediate 11: Preparation of 2-(6-methylpyridin-3-yl)-1H-benzo[d]imidazole-5-carboxylic acid:



Step 1: Synthesis of methyl 2-(6-methylpyridin-3-yl)-1H-benzo[d]imidazole-5-carboxylate:

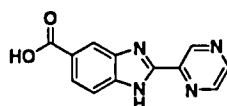


To a stirred solution of 6-methylnicotinic acid (1.23 g, 9.026 mmol, 1.5 eq) in DMF (10 ml) was added HBTU (3.47 g, 9.026 mmol, 1.5 eq), DIPEA (4.12 ml, 24.070 mmol, 4.0 eq) followed by methyl 3,4-diaminobenzoate (1.0 g, 6.017 mmol, 1.0 eq). The reaction mixture was stirred at room temperature for about 5 hours. TLC indicated starting material was consumed and the desired product was observed. The reaction mixture was diluted with water (50 ml) and extracted with Ethyl acetate (2x100 ml). The combined organic extracts were dried over Na₂SO₄, filtered and evaporated under reduced pressure. The residue was mixed with acetic acid (5 ml) and heated at 60 °C for overnight. Acetic acid was removed under reduced pressure and the residue was treated with 10 ml of 5N sodium hydroxide solution. The resulting solid was filtered and was washed with water and dried under vacuum to obtain the desired product (0.804 g, yield: 50%) as an off-white solid. ¹H NMR (300 MHz, DMSO-d₆): δ ppm 13.4 (brs, 1H), 9.24 (d, *J* = 1.5 Hz, 1H), 8.41 (dd, *J* = 8.1, 2.1 Hz, 1H), 8.21 (brs, 1H), 7.87 (dd, *J* = 8.4, 1.2 Hz, 1H), 7.71 (d, *J* = 8.4 Hz, 1H), 7.48 (d, *J* = 8.1 Hz, 1H), 3.88 (s, 3H), 2.56 (s, 3H); ESI-MS: m/z 267.93 (M+H)⁺.

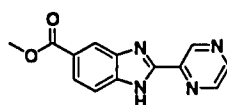
Step 2: Synthesis of 2-(6-methylpyridin-3-yl)-1H-benzo[d]imidazole-5-carboxylic acid:

To a stirred solution of methyl 2-(6-methylpyridin-3-yl)-1H-benzo[d]imidazole-5-carboxylate (step 1, 0.8 g, 2.993 mmol, 1.0 eq) in MeOH (8 ml) and THF (8 ml) was added aqueous 2.5N KOH solution (8.98 ml, 22.447 mmol, 7.5 eq). The reaction mixture was stirred at room temperature for overnight. TLC indicated starting material was consumed and the desired product was observed. The organic phase was evaporated under reduced pressure and diluted with water (15 ml), cooled to 0 °C, pH adjusted to 6.0 with 1N HCl and extracted with 20% MeOH: DCM (4x50 ml). The combined organic extracts were washed with water (2x50 ml), dried over sodium sulfate, filtered and evaporated under reduced pressure to obtain the desired product (0.5 g, yield: 65.9%) as an off white solid. ¹H NMR (300 MHz, DMSO-d₆): δ ppm 13.38 (brs, 1H), 12.78 (brs, 1H), 9.24 (d, *J* = 1.5 Hz, 1H), 8.41 (dd, *J* = 8.1, 1.8 Hz, 1H), 8.25 (brs, 1H), 7.85 (m, 1H), 7.78-7.60 (m, 1H), 7.48 (d, *J* = 8.1 Hz, 1H), 2.56 (s, 3H); ESI-MS: *m/z* 253.85 (M+H)⁺.

Intermediate 12: Preparation of 2-(pyrazin-2-yl)-1H-benzo[d]imidazole-5-carboxylic acid:



Step 1: Synthesis of methyl 2-(pyrazin-2-yl)-1H-benzo[d]imidazole-5-carboxylate:

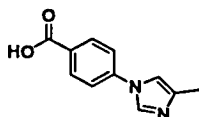


To a stirred solution of pyrazine-2-carboxylic acid (1.120 g, 9.026 mmol, 1.5 eq) in DMF (10 ml) was added HBTU (3.42 g, 9.026 mmol, 1.5 eq) followed by DIPEA (4.12 ml, 24.07 mmol, 4.0 eq). The reaction mixture was stirred at room temperature for about 30 minutes, then methyl 3,4-diaminobenzoate (1.0 g, 6.017 mmol, 1.0 eq) was added and stirred at room temperature for overnight. TLC indicated starting material was consumed and the desired product was observed. The reaction mixture was diluted with ice cooled water (50 ml) and stirred at room temperature for about 15 minutes. The precipitates formed were collected by filtration, washed with water (50 ml) and dried under vacuum to obtain the solid. The resulting solid was purified by silicagel column chromatography by using 0-7% methanol in dichloromethane gradient. The fractions containing the expected product were combined and concentrated under reduced pressure to obtain the desired product (0.400 g, yield: 26.3%) as an off-white solid. ¹H NMR (300 MHz, DMSO-d₆): δ ppm 9.52 (d, *J* = 1.2 Hz, 1H), 8.78-8.69 (m, 2H), 8.25 (d, *J* = 0.9 Hz, 1H), 7.79 (dd, *J* = 8.7, 1.2 Hz, 1H), 7.67 (d, *J* = 8.4 Hz, 1H), 3.87 (s, 3H); ESI-MS: *m/z* 254.99 (M+H)⁺.

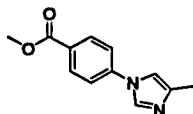
Step 2: Synthesis of 2-(pyrazin-2-yl)-1H-benzo[d]imidazole-5-carboxylic acid:

To a stirred solution of methyl 2-(pyrazin-2-yl)-1H-benzo[d]imidazole-5-carboxylate (step 1, 0.400 g, 1.573 mmol, 1.0 eq) in MeOH (4 ml) and THF (4 ml) was added aqueous 2.5N KOH solution (4.71 ml, 11.79 mmol, 7.5 eq). The reaction mixture was stirred at room temperature for overnight. TLC indicated starting material was consumed and the desired product was observed. The organic phase was evaporated under reduced pressure, diluted with water (5 ml), cooled to 0 °C, pH adjusted to 6.0 with 1N HCl and extracted with 20% methanol in dichloromethane (4x50 ml). The combined organic extracts were washed with water (2x50 ml), dried over sodium sulfate, filtered and evaporated under reduced pressure to obtain the desired product (0.373 g, yield: 98%) as an off white solid. ¹H NMR (300 MHz, DMSO-d₆): δ ppm 13.68 (brs, 1H), 12.72 (brs, 1H), 9.53 (d, *J* = 1.2 Hz, 1H), 8.88-8.80 (m, 2H), 8.33-8.20 (m, 1H), 7.79-7.60 (m, 2H).

Intermediate 13: Preparation of 4-(4-methyl-1H-imidazol-1-yl)benzoic acid:



Step 1: Synthesis of methyl 4-(4-methyl-1H-imidazol-1-yl)benzoate:

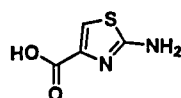


To a stirred solution of methyl 4-bromobenzoate (8.0 g, 37.20 mmol, 1.0 eq) in DMF (150 ml) was added CS₂CO₃ (24.24 g, 74.4 mmol, 2.0 eq) and 4-methyl-1H-imidazole (4.58 g, 55.8 mmol, 1.5 eq). The reaction mixture was bubbled through nitrogen for about 20 minutes, then CuI (3.542 g, 18.6 mmol, 0.5 eq) was added and the mixture was again bubbled through nitrogen for about 40 minutes. The reaction mixture was heated at 100 °C for about 72 hours. TLC indicated starting material was consumed and the desired product was observed. The reaction mixture was allowed cool to room temperature and filtered through celite. The filtrate was evaporated under reduced pressure and the residue was purified by silicagel column chromatography by using 40% EtOAc in hexane eluent. The fractions containing the expected product were combined and concentrated under reduced pressure to obtain the desired product (2.413 g, yield: 30%) as an off-white solid. ¹H NMR (300 MHz, CDCl₃): δ ppm 8.14 (d, *J* = 8.7 Hz, 2H), 7.85 (s, 1H), 7.44 (d, *J* = 8.7 Hz, 2H), 7.07 (s, 1H), 3.94 (s, 3H), 2.30 (s, 3H); ESI-MS: *m/z* 217.09 (M+H)⁺.

Step 2: Synthesis of 4-(4-methyl-1H-imidazol-1-yl)benzoic acid:

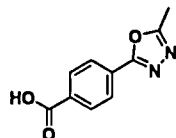
To a stirred solution of methyl 4-(4-methyl-1*H*-imidazol-1-yl)benzoate (step 1, 2.0 g, 9.248 mmol, 1.0 eq) in methanol (20 ml) was added 1N NaOH (75 ml, 73.99 mmol, 8.0 eq). The reaction mixture was stirred at room temperature for overnight. TLC indicated starting material was consumed and the desired product was observed. The reaction mixture was cooled to 0 °C, pH adjusted to 7.0 with 1N HCl and evaporated under reduced pressure to afford the desired product (1.5 g, yield: 80.2%) as a white solid. ¹H NMR (300 MHz, CDCl₃): δ ppm 9.50 (d, *J* = 1.5 Hz, 1H), 8.27 (d, *J* = 8.7 Hz, 2H), 7.90 (s, 1H), 7.84 (d, *J* = 8.7 Hz, 2H), 2.47 (s, 3H); ESI-MS: *m/z* 203.12 (M+H)⁺.

Intermediate 14: Preparation of 2-aminothiazole-4-carboxylic acid:

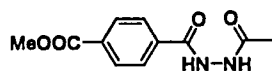


To a stirred solution of ethyl 2-aminothiazole-4-carboxylate (1.5 g, 8.71 mmol, 1.0 eq) in ethanol (15 ml) at 0 °C was added 1N NaOH solution (69.68 ml, 69.68 mmol, 8.0 eq). The reaction mixture was stirred at room temperature for overnight. TLC indicated starting material was consumed and the desired product was observed. The reaction mixture was evaporated under reduced pressure to obtain the desired compound (3.0 g) as an off-white solid.

Intermediate 15: Preparation of 4-(5-methyl-1,3,4-oxadiazol-2-yl)benzoic acid:

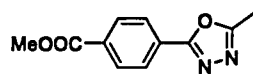


Step 1: Synthesis of methyl 4-(2-acetylhydrazine-1-carbonyl)benzoate:



To a stirred solution of 4-(methoxycarbonyl)benzoic acid (5.0 g, 27.74 mmol, 1.0 eq) in DMF (50 ml) was added HBTU (15.7 g, 41.62 mmol, 1.5 eq), followed by triethyl amine (15.4 ml, 110.98 mmol, 4.0 eq). The reaction mixture was stirred at room temperature for about 30 minutes then acetic hydrazide (3.0 g, 41.62 mmol, 1.5 eq) was added and stirred at room temperature for overnight. TLC indicated starting material was consumed and the desired product was observed. The reaction mixture was diluted with water (500 ml) and extracted with EtOAc (2x200 ml). The combined organic extracts were dried over Na₂SO₄, filtered and evaporated under reduced pressure to obtain the desired compound (5.0 g, yield: 76%) as a colourless liquid. ¹H NMR (300 MHz, DMSO-*d*₆): δ ppm 10.5 (s, 1H), 9.97 (s, 1H), 8.07 (d, *J* = 8.1 Hz, 2H), 7.98 (d, *J* = 8.4 Hz, 2H), 3.89 (s, 3H), 2.73 (s, 3H);

Step 2: Synthesis of methyl 4-(5-methyl-1,3,4-oxadiazol-2-yl)benzoate:

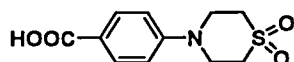


To a stirred solution of methyl 4-(2-acetylhydrazine-1-carbonyl)benzoate (step 1, 5.0 g, 21.186 mmol, 1.0 eq) in DCM (50 ml) at 0 °C was added triethyl amine (14.77 ml, 105.82 mmol, 5.0 eq) followed by *para*-toluenesulphonyl chloride (6.0 g, 31.779 mmol, 1.5 eq). The reaction mixture was allowed to stir at room temperature for overnight. TLC indicated starting material was consumed and the desired product was observed. The reaction mixture was diluted with DCM (200 ml) and washed with water (2x100 ml). The combined organic extracts were dried over Na₂SO₄, filtered and evaporated under reduced pressure. The crude compound (3.0 g) was used as such for next step without further purification. ¹H NMR (300 MHz, CDCl₃): δ ppm 8.17 (d, *J* = 8.7 Hz, 2H), 8.09 (d, *J* = 8.7 Hz, 2H), 3.95 (s, 3H), 2.64 (s, 3H).

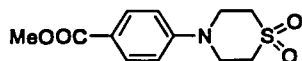
Step 3: Synthesis of 4-(5-methyl-1,3,4-oxadiazol-2-yl)benzoic acid:

To a stirred solution of methyl 4-(5-methyl-1,3,4-oxadiazol-2-yl)benzoate (step 2, 3.0 g, 13.761 mmol, 1.0 eq) in MeOH (30 ml) was added aqueous 1N NaOH solution (110 ml, 110.097 mmol, 8.0 eq). The reaction mixture was stirred at room temperature for overnight. TLC indicated starting material was consumed and the desired product was observed. The reaction mixture was neutralized with 1N HCl and evaporated under reduced pressure. To this compound acetonitrile (100 ml) was added and concentrated under reduced pressure to obtain the crude desired product (3.0 g) as a white solid. ¹H NMR (300 MHz, DMSO-*d*₆): δ ppm 13.34 (brs, 1H), 8.12-8.10 (m, 4H), 2.61 (s, 3H); ESI-MS: *m/z* 226.87 (M+Na)⁺.

Intermediate 16: Preparation of 4-(1,1-dioxidothiomorpholino)benzoic acid:



Step 1: Synthesis of Methyl 4-(1,1-dioxidothiomorpholino)benzoate:



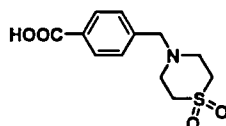
To a stirred solution of methyl 4-bromobenzoate (1.5 g, 6.975 mmol, 1.0 eq) in toluene (30 ml) was added thiomorpholine 1,1-dioxide (1.13 g, 8.37 mmol, 1.2 eq) and Cs₂CO₃ (6.817 g, 20.92 mmol, 3.0 eq). The reaction mixture was purged with nitrogen for about 10 minutes. Next, palladium acetate (0.015 g, 0.069 mmol, 0.01 eq) and BINAP (0.065 g, 0.104 mmol, 0.015 eq) were added and the reaction mixture was degassed for about 30 minutes and heated to 100 °C for overnight. TLC indicated starting material was consumed and the desired product was observed. The reaction mixture was allowed to cool to room temperature, filtered through celite pad and was washed with ethyl acetate (140 ml). The organic layer was separated and was washed with saturated sodium bicarbonate solution, dried over Na₂SO₄, filtered and

evaporated under reduced pressure. The residue was purified by silicagel column chromatography by using 90% ethyl acetate in hexane as an eluent to obtain the desired product (1.2 g, yield: 63.8%) as an off-white solid. ^1H NMR (300 MHz, DMSO-d_6): δ ppm 7.82 (d, J = 9.0 Hz, 2H), 7.09 (d, J = 9.0 Hz, 2H), 3.92 (t, J = 4.5 Hz, 4H), 3.78 (s, 3H), 3.14 (t, J = 4.5 Hz, 4H); ESI-MS: m/z 292.0 ($\text{M}+\text{Na}$) $^+$.

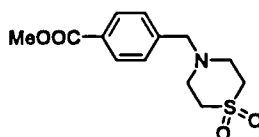
Step 2: Synthesis of 4-(1,1-dioxidothiomorpholino)benzoic acid:

To a stirred solution of methyl 4-(1,1-dioxidothiomorpholino)benzoate (step 1, 1.6 g, 5.947 mmol, 1.0 eq) in MeOH (20 ml) was added aqueous 1N NaOH solution (47.5 ml, 47.5 mmol, 8.0 eq). The reaction mixture was stirred at room temperature for overnight. TLC indicated starting material was consumed and the desired product was observed. The reaction mixture was neutralized with 1N HCl (47.5 ml) and evaporated under reduced pressure. The crude solid was co-distilled with CH_3CN (10 ml) to obtain the desired product (2.0 g) as a white solid.

Intermediate 17: Preparation of 4-((1,1-dioxidothiomorpholino)methyl)benzoic acid:



Step 1: Synthesis of methyl 4-((1,1-dioxidothiomorpholino)methyl)benzoate:



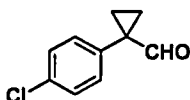
To a stirred solution of methyl 4-(bromomethyl)benzoate (4.0 g, 17.46 mmol, 1.0 eq) in CH_3CN (100 ml) was added Cs_2CO_3 (17.0 g, 52.38 mmol, 3.0 eq). The reaction mixture was stirred at room temperature for about 1 hour then thiomorpholine 1,1-dioxide (2.36 g, 17.46 mmol, 1.0 eq) was added and heated to reflux for overnight. TLC indicated starting material was consumed and the desired product was observed. The reaction mixture was cooled to room temperature, filtered through celite pad and was washed with ethyl acetate (100 ml). The filtrate was washed with water (100 ml), dried over Na_2SO_4 , filtered and evaporated under reduced pressure to obtain the desired product (4.0 g) as a yellow oil. ^1H NMR (300 MHz, DMSO-d_6): δ ppm 7.94 (d, J = 8.1 Hz, 2H), 7.50 (d, J = 8.4 Hz, 2H), 3.85 (s, 3H), 3.75 (s, 2H), 3.16-3.09 (m, 4H), 2.92-2.85 (m, 4H); ESI-MS: m/z 306.03 ($\text{M}+\text{Na}$) $^+$.

Step 2: Synthesis of 4-((1,1-dioxidothiomorpholino)methyl)benzoic acid:

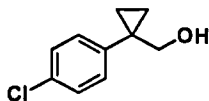
To a stirred solution of methyl 4-((1,1-dioxidothiomorpholino)methyl)benzoate (step 1, 1.0 g, 3.53 mmol, 1.0 eq) in MeOH (10 ml) and THF (10 ml) was added aqueous 1N NaOH

solution (28.2 ml, 28.2 mmol, 8.0 eq). The reaction mixture was stirred at room temperature for overnight. TLC indicated starting material was consumed and the desired product was observed. The reaction mixture was neutralized with 1N HCl (28 ml) and evaporated under reduced pressure to obtain the desired product (1.5 g crude) as a white solid. ¹H NMR (300 MHz, DMSO-d₆): δ ppm 7.86 (d, *J* = 8.1 Hz, 2H), 7.31 (d, *J* = 7.8 Hz, 2H), 3.68 (s, 2H), 3.12-3.08 (m, 4H), 2.88-2.84 (m, 4H); ESI-MS: *m/z* 268.06 (M-H).

Intermediate 18: Preparation of 1-(4-chlorophenyl)cyclopropane-1-carbaldehyde:



Step 1: Synthesis of (1-(4-chlorophenyl)cyclopropyl)methanol:



10

To a stirred solution of 1-(4-chlorophenyl)cyclopropane-1-carboxylic acid (Intermediate 8, 10 g, 51.02 mmol, 1.0 eq) in THF (150 ml) at 0 °C under nitrogen was added boranedimethyl sulphide (51 ml, 102.04 mmol, 2.0 eq, 2.0 M in THF). The reaction mixture was allowed to stir at room temperature for overnight. TLC indicated starting material was consumed and the desired product was observed. The reaction mixture was cooled to 0 °C, quenched with saturated aqueous ammonium chloride solution (50 ml) then diluted with water (100 ml) and extracted with EtOAc (3x200 ml). The combined organic extracts were washed with water (100 ml), brine solution (50 ml), dried over Na₂SO₄, filtered and evaporated under reduced pressure to obtain the desired product (8.0 g) as colourless oil. ¹H NMR (300 MHz, CDCl₃): δ ppm 7.36-7.27 (m, 4H), 3.65 (s, 2H), 0.86 (m, 4H).

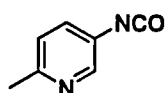
20

Step 2: Synthesis of 1-(4-chlorophenyl)cyclopropane-1-carbaldehyde:

To a stirred solution of (1-(4-chlorophenyl)cyclopropyl)methanol (step 1, 6.0 g, 32.84 mmol, 1.0 eq) in DCM (60 ml) was added pyridinium chlorochromate (21.23 g, 98.54 mmol, 3.0 eq) and silicagel (21.23 g). The reaction mixture was stirred at room temperature for about 1 hour. TLC indicated starting material was consumed and the desired product was observed. The reaction mixture was filtered through celite, filtrate was diluted with water (150 ml) and extracted with DCM (3x50 ml). The combined organic extracts were washed with saturated sodium bicarbonate solution (2x30 ml), dried over Na₂SO₄, filtered and evaporated under reduced pressure to obtain the desired product (6.0 g) as an oil, which is used as such for next step without further purification.

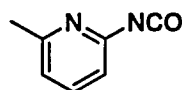
30

Intermediate 19: Preparation of 5-isocyanato-2-methylpyridine:



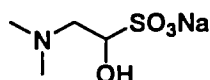
To a stirred solution of 6-methylnicotinic acid (1.0 g, 7.299 mmol, 1.0 eq) in toluene (15 ml) was added triethylamine (0.88 g, 8.759 mmol, 1.2 eq) and DPPA (2.4 g, 8.759 mmol, 1.2 eq). The reaction mixture was stirred at room temperature for about 4 hours. TLC indicated starting material was consumed and the desired product was observed. The reaction mixture was concentrated to dryness. The residue was purified by silicagel column chromatography by using 2% methanol in dichloromethane as an eluent to obtain the desired product (0.75 g, yield: 77%) as an off-white solid. ¹H NMR (300 MHz, CDCl₃): δ ppm 9.09 (d, *J* = 1.8 Hz, 1H), 8.16 (dd, *J* = 8.1, 2.1 Hz, 1H), 7.27 (d, *J* = 8.1 Hz, 1H), 2.64 (s, 3H).

Intermediate 20: Preparation of 2-isocyanato-6-methylpyridine:



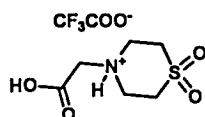
To a stirred solution of 6-methylpicolinic acid (1.5 g, 10.937 mmol, 1.0 eq) in toluene (20 ml) was added triethylamine (1.328 g, 13.12 mmol, 1.2 eq) and diphenylphosphonic azide (3.61 g, 13.12 mmol, 1.2 eq). The reaction mixture was stirred at room temperature for overnight. TLC indicated starting material was consumed and the desired product was observed. The reaction mixture was evaporated under reduced pressure to obtain the desired product (0.6 g) as a oil, which is used as such for next step without further purification.

Intermediate 21: Preparation of sodium 2-(dimethylamino)-1-hydroxyethane-1-sulfonate:

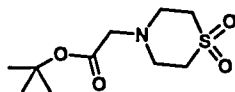


A stirred solution of 2,2-diethoxy-N,N-dimethylethan-1-amine (15 g, 93.16 mmol, 1.0 eq), conc. hydrochloric acid (15.5 ml) and water (7.5 ml) heated at 40 °C for about 3 hours. Then a solution of sodium pyro sulphite (15.93 g, 83.84 mmol, 0.9 eq) dissolved in water (27 ml) was added dropwise and the mixture was stirred for about 1 hour. Then 90 ml of ethanol was added to reaction mixture and stirred for about 2 hours at 0 °C. The suspension was filtered and washed with ethanol (20 ml), then dried under vacuum at 40 °C for about 30 minutes to afford the desired product (15 g, yield: 84%) as a white solid.

Intermediate 22: Preparation of 4-(carboxymethyl)thiomorpholin-4-ium 1,1-dioxide 2,2,2-trifluoroacetate:



Step 1: Synthesis of tert-butyl 2-(1,1-dioxidothiomorpholino)acetate:



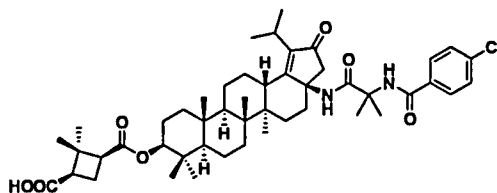
To a stirred solution of thiomorpholine 1,1-dioxide (3.0 g, 17.48 mmol) in DCM (30 ml) at 0 °C, were added TEA (17 ml, 122.37 mmol) and tert-butyl 2-chloroacetate (3.8 ml, 26.22 mmol). The reaction mixture was stirred for overnight at room temperature. After completion of the reaction (monitored by TLC), the reaction mixture was diluted with DCM and washed with water, saturated NH₄Cl solution, brine and dried over Na₂SO₄. The solvent was evaporated under reduced pressure and purified by silica gel column (elution 1% MeOH in DCM) to afford the title compound (3.0 g, yield: 68.96%) as a thick oil. ¹H NMR (DMSO-
d₆, 300 MHz): δ 3.35 (s, 2H), 3.06 (m, 8H), 1.41 (s, 9H).

Step 2: Synthesis of 4-(carboxymethyl)thiomorpholin-4-ium 1,1-dioxide 2,2,2-trifluoroacetate:

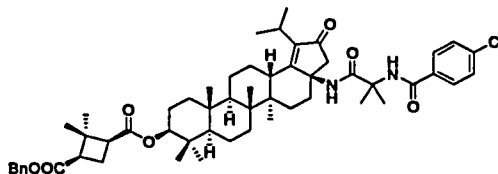
To a stirred solution of tert-butyl 2-(1,1-dioxidothiomorpholino)acetate (step 1, 1.0 g, 4.01 mmol) in DCM (10 ml), was added TFA (3 ml) and stirred for about 2 hours. After completion of the reaction (monitored by TLC), the reaction mixture was concentrated under reduced pressure to afford the desired compound as a TFA salt (1.2 g, yield: 100%). Next reaction was carried out without any further purification.

EXAMPLES

Example 1: Preparation of (1R,3S)-3-(((3aR,5aR,5bR,7aR,9S,11aR,11bR,13aS)-3a-(2-(4-chlorobenzamido)-2-methylpropanamido)-1-isopropyl-5a,5b,8,8,11a-pentamethyl-2-oxo-3,3a,4,5,5a,5b,6,7,7a,8,9,10,11,11a,11b,12,13,13a-octadecahydro-2H-cyclopenta[a]chrysen-9-yl)oxy)carbonyl)-2,2-dimethylcyclobutane-1-carboxylic acid:



Step 1: Synthesis of 1-benzyl 3-(((3aR,5aR,5bR,7aR,9S,11aR,11bR,13aS)-3a-(2-(4-chlorobenzamido)-2-methylpropanamido)-1-isopropyl-5a,5b,8,8,11a-pentamethyl-2-oxo-3,3a,4,5,5a,5b,6,7,7a,8,9,10,11,11a,11b,12,13,13a-octadecahydro-2H-cyclopenta[a]chrysen-9-yl) (1R,3S)-2,2-dimethylcyclobutane-1,3-dicarboxylate:



To a stirred solution of 4-chlorobenzoic acid (0.304 g, 1.945 mmol, 1.5 eq) in DMF (10 ml) was added HBTU (0.737 g, 1.945 mmol, 1.5 eq) followed by DIPEA (1.55 ml, 9.07 mmol, 7.0 eq). The reaction mixture was stirred at room temperature for about 30 minutes, then 1-((3aR,5aR,5bR,7aR,9S,11aR,11bR,13aS)-3a-(2-amino-2-methylpropanamido)-1-iso

5 propyl-5a,5b,8,8,11a-pentamethyl-2-oxo-3,3a,4,5,5a,5b,6,7,7a,8,9,10,11,11a,11b,12,13,13a-octadecahydro-2H-cyclopenta[a]chrysen-9-yl) 3-benzyl (1S,3R)-2,2-dimethylcyclobutane-1,3-dicarboxylate (Intermediate 1, 1.0 g, 1.296 mmol, 1.0 eq) was added and stirred at same temperature for overnight. TLC indicated starting material was consumed and the desired product was observed. The reaction mixture was diluted with water (150 ml) and extracted with
10 ethyl acetate (3x50 ml). The combined organic extracts were washed with water (50 ml), brine solution (50 ml), dried over Na₂SO₄, filtered and evaporated under reduced pressure. The residue was purified by silicagel column chromatography by using 0-5% methanol in dichloromethane gradient. The fractions containing the expected product were combined and concentrated under reduced pressure to obtain the desired product (0.700 g, yield: 59.3%) as a
15 white solid. ¹H NMR (300 MHz, CDCl₃): δ ppm 7.71 (d, *J* = 8.7 Hz, 2H), 7.41 (d, *J* = 8.4 Hz, 2H), 7.37-7.31 (m, 5H), 7.09 (brs, 1H), 6.82 (brs, 1H), 5.14, 5.08 (ABq, *J*_{AB} = 12.3 Hz, 2H), 4.43 (dd, *J* = 11.4, 4.8 Hz, 1H), 3.21-3.10 (m, 1H), 2.85-2.72 (m, 3H), 2.70-2.57 (m, 2H), 2.37-2.23 (m, 2H), 2.08-1.72 (m, 6H), 1.68 (s, 3H), 1.66 (s, 3H), 1.62-1.37 (m, 6H), 1.34 (s, 3H), 1.32-1.28 (m, 2H), 1.28-1.16 (m, 8H), 1.16-1.06 (m, 1H), 1.03 (s, 3H), 0.95 (s, 3H), 0.93 (s,
20 3H), 0.86 (s, 3H), 0.84 (s, 3H), 0.83 (s, 3H), 0.82-0.78 (m, 1H); ESI-MS: *m/z* 931.5 (M+Na)⁺.

Step 2: Synthesis of (1R,3S)-3-((((3aR,5aR,5bR,7aR,9S,11aR,11bR,13aS)-3a-(2-(4-chlorobenzamido)-2-methylpropanamido)-1-isopropyl-5a,5b,8,8,11a-pentamethyl-2-oxo-3,3a,4,5,5a,5b,6,7,7a,8,9,10,11,11a,11b,12,13,13a-octadecahydro-2H-cyclopenta[a]chrysen-9-yl)oxy) carbonyl)-2,2-dimethylcyclobutane-1-carboxylic acid:

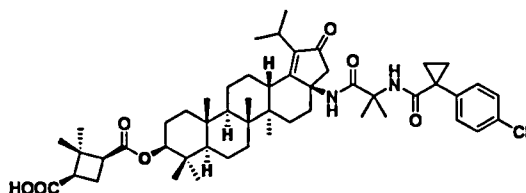
25 To a stirred solution of 1-benzyl 3-((3aR,5aR,5bR,7aR,9S,11aR,11bR,13aS)-3a-(2-(4-chlorobenzamido)-2-methylpropanamido)-1-isopropyl-5a,5b,8,8,11a-pentamethyl-2-oxo-3,3a,4,5,5a,5b,6,7,7a,8,9,10,11,11a,11b,12,13,13a-octadecahydro-2H-cyclopenta[a]chrysen-9-yl) (1R,3S)-2,2-dimethylcyclobutane-1,3-dicarboxylate (step 1, 0.700 g, 0.769 mmol, 1.0 eq) in MeOH (15 ml) and THF (15 ml) was added aqueous 2.5N KOH solution (2.15 ml, 5.383
30 mmol, 7.0 eq). The reaction mixture was stirred at room temperature for overnight. TLC indicated starting material was consumed and the desired product was observed. The organic phase was evaporated under reduced pressure, the reaction mixture was diluted with water (15 ml), cooled to 0°C, pH adjusted to 5.0 with 1N HCl and extracted with DCM (3x75 ml). The

combined organic extracts were washed with water (50 ml), dried over sodium sulfate, filtered and evaporated under reduced pressure. The residue was purified by silicagel column chromatography by using 0-5% methanol in dichloromethane gradient. The fractions containing the product were combined and concentrated under reduced pressure to give a solid.

- 5 To this solid, acetonitrile (10 ml) was added and heated to reflux for about 30 minutes. The mixture was cooled to 0°C, solid was filtered and was washed with n-hexane (10 ml) and dried under vacuum to obtain the desired product (0.4 g, yield: 63.43%) as a white solid. ¹H NMR (300 MHz, CDCl₃): δ ppm 7.72 (d, *J* = 8.4 Hz, 2H), 7.42 (d, *J* = 8.4 Hz, 2H), 7.09 (s, 1H), 6.77 (s, 1H), 4.46 (dd, *J* = 11.1, 4.5 Hz, 1H), 3.22-3.11 (m, 1H), 2.86-2.76 (m, 3H), 2.71-2.53 (m, 2H), 2.38-2.25 (m, 2H), 2.10-2.0 (m, 1H), 1.98-1.73 (m, 5H), 1.69 (s, 3H), 1.68 (s, 3H), 1.65-1.40 (m, 6H), 1.37 (s, 3H), 1.34-1.30 (m, 2H), 1.28-1.18 (m, 8H), 1.16-0.99 (m, 1H), 1.06 (s, 3H), 1.04 (s, 3H), 0.94 (s, 3H), 0.88 (s, 3H), 0.86 (s, 3H), 0.85 (s, 3H), 0.84-0.78 (m, 1H); ESI-MS: *m/z* 841.5 (M+Na)⁺; HPLC: 97.93%.

- The below examples 2-21 were prepared by the procedure similar (including reagents and reaction conditions) to the above described in the synthesis of example-1 using with their appropriate intermediates.

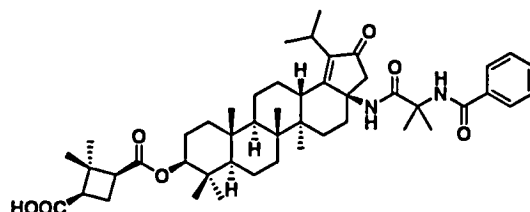
- Example 2: Preparation of (1R,3S)-3-((((3aR,5aR,5bR,7aR,9S,11aR,11bR,13aS)-3a-(2-(1-(4-chlorophenyl)cyclopropane-1-carboxamido)-2-methylpropanamido)-1-isopropyl-5a,5b,8,8,11a-pentamethyl-2-oxo-3,3a,4,5,5a,5b,6,7,7a,8,9,10,11,11a,11b,12,13,13a-octadecahydro-2H-cyclopenta[a]chrysen-9-yl)oxy)carbonyl)-2,2-dimethylcyclobutane-1-carboxylic acid:



- Intermediate 1 was coupled with 1-(4-chlorophenyl)cyclopropane-1-carboxylic acid (Intermediate 8) followed by hydrolysis gave the desired product as a white solid. ¹H NMR (300 MHz, CDCl₃): δ ppm 7.59 (s, 1H), 7.37 (d, *J* = 8.4 Hz, 2H), 7.31 (d, *J* = 8.4 Hz, 2H), 5.46 (brs, 1H), 4.48 (dd, *J* = 11.1, 4.5 Hz, 1H), 3.20-3.08 (m, 1H), 2.87-2.75 (m, 3H), 2.67-2.53 (m, 2H), 2.35-2.17 (m, 2H), 2.12-2.01 (m, 1H), 1.97-1.91 (m, 2H), 1.88-1.70 (m, 4H), 1.67-1.48 (m, 6H), 1.44-1.41 (m, 1H), 1.39 (s, 3H), 1.38 (s, 3H), 1.36 (s, 3H), 1.35-1.33 (m, 2H), 1.27-1.19 (m, 10H), 1.17 (s, 3H), 1.08 (s, 3H), 1.07-1.04 (m, 1H), 0.93 (s, 6H), 0.88 (s, 3H), 0.87 (s, 3H), 0.84-0.80 (m, 1H); ESI-MS: *m/z* 881.3 (M+Na)⁺; HPLC: 97.2%.

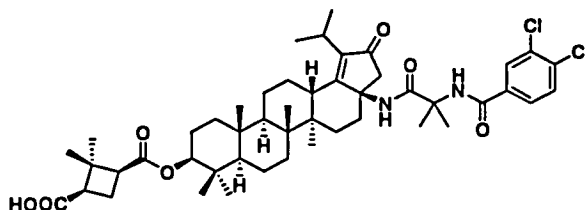
- Example 3: Preparation of (1R,3S)-3-((((3aR,5aR,5bR,7aR,9S,11aR,11bR,13aS)-3a-(2-benzamido-2-methylpropanamido)-1-isopropyl-5a,5b,8,8,11a-pentamethyl-2-oxo-3,3a,4,5,5a,

5b,6,7,7a,8,9,10,11,11a,11b,12,13,13a-octadecahydro-2H-cyclopenta[a]chrysen-9-yl)oxy) carbonyl)-2,2-dimethylcyclobutane-1-carboxylic acid:



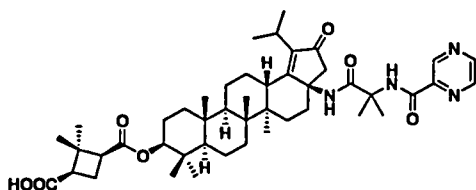
Intermediate 1 was coupled with benzoic acid followed by hydrolysis gave the desired product as a white solid. ¹H NMR (300 MHz, CDCl₃): δ ppm 7.77 (d, *J* = 7.2 Hz, 2H), 7.50-7.40 (m, 3H), 6.64 (brs, 1H), 4.46 (dd, *J* = 11.1, 4.5 Hz, 1H), 3.22-3.11 (m, 1H), 2.88-2.53 (m, 5H), 2.39-2.24 (m, 2H), 2.10-2.0 (m, 1H), 2.0-1.85 (m, 3H), 1.81-1.72 (m, 2H), 1.69 (s, 3H), 1.67 (s, 3H), 1.65-1.42 (m, 7H), 1.37 (s, 3H), 1.36-1.30 (m, 2H), 1.27-1.21 (m, 7H), 1.20-1.15 (m, 1H), 1.07 (s, 3H), 1.02 (s, 3H), 0.94 (s, 3H), 0.86 (s, 6H), 0.84 (s, 3H), 0.82-0.78 (m, 1H); ESI-MS: *m/z* 807.53 (M+Na)⁺; HPLC: 95.3%.

Example 4: Preparation of (1R,3S)-3-((((3aR,5aR,5bR,7aR,9S,11aR,11bR,13aS)-3a-(2-(3,4-dichlorobenzamido)-2-methylpropanamido)-1-isopropyl-5a,5b,8,8,11a-pentamethyl-2-oxo-3,3a,4,5,5a,5b,6,7,7a,8,9,10,11,11a,11b,12,13,13a-octadecahydro-2H-cyclopenta[a]chrysen-9-yl)oxy)carbonyl)-2,2-dimethylcyclobutane-1-carboxylic acid:



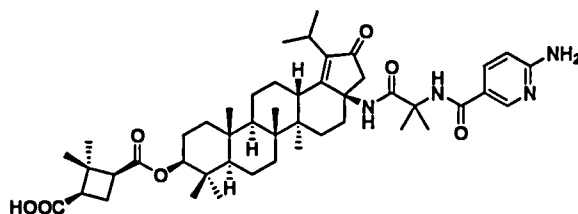
Intermediate 1 was coupled with 3,4-dichlorobenzoic acid followed by hydrolysis gave the desired product as a white solid. ¹H NMR (300 MHz, CDCl₃): δ ppm 7.89 (d, *J* = 2.1 Hz, 1H), 7.59 (dd, *J* = 8.4, 1.8 Hz, 1H), 7.52 (d, *J* = 8.4 Hz, 1H), 6.89 (brs, 1H), 6.85 (brs, 1H), 4.46 (dd, *J* = 11.1, 4.5 Hz, 1H), 3.22-3.10 (m, 1H), 2.85-2.75 (m, 3H), 2.70-2.51 (m, 2H), 2.35-2.26 (m, 2H), 2.10-2.0 (m, 1H), 1.99-1.74 (m, 5H), 1.69 (s, 6H), 1.67-1.40 (m, 7H), 1.36 (s, 3H), 1.32 (m, 1H), 1.30-1.18 (m, 8H), 1.12-1.03 (m, 7H), 0.94 (s, 3H), 0.89 (s, 3H), 0.86 (s, 3H), 0.85 (s, 3H), 0.79 (m, 1H); ESI-MS: *m/z* 875.38 (M+Na)⁺; HPLC: 98.06%.

Example 5: Preparation of (1R,3S)-3-((((3aR,5aR,5bR,7aR,9S,11aR,11bR,13aS)-1-isopropyl-5a,5b,8,8,11a-pentamethyl-3a-(2-methyl-2-(pyrazine-2-carboxamido)propanamido)-2-oxo-3,3a,4,5,5a,5b,6,7,7a,8,9,10,11,11a,11b,12,13,13a-octadecahydro-2H-cyclopenta[a]chrysen-9-yl)oxy)carbonyl)-2,2-dimethylcyclobutane-1-carboxylic acid:



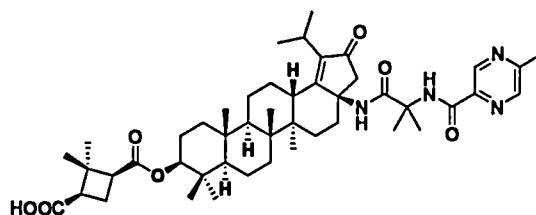
Intermediate 1 was coupled with pyrazine-2-carboxylic acid followed by hydrolysis gave the desired product as a white solid. ¹H NMR (300 MHz, CDCl₃): δ ppm 9.39 (d, *J* = 1.2 Hz, 1H), 8.80 (d, *J* = 2.1 Hz, 1H), 8.56 (d, *J* = 1.5 Hz, 1H), 8.19 (s, 1H), 7.46 (s, 1H), 4.45 (dd, *J* = 11.1, 4.5 Hz, 1H), 3.21-3.10 (m, 1H), 2.87-2.53 (m, 5H), 2.38-2.25 (m, 2H), 2.11-1.80 (m, 5H), 1.80-1.62 (m, 3H), 1.70 (s, 3H), 1.68 (s, 3H), 1.60-1.42 (m, 5H), 1.41-1.28 (m, 3H), 1.37 (s, 3H), 1.28-1.12 (m, 8H), 1.07 (s, 3H), 0.94 (s, 3H), 0.93 (s, 3H), 0.90-0.75 (m, 10H); ESI-MS: *m/z* 809.39 (M+Na)⁺; HPLC: 97.0%.

Example 6: Preparation of (1R,3S)-3-((((3aR,5aR,5bR,7aR,9S,11aR,11bR,13aS)-3a-(2-(6-aminonicotinamido)-2-methylpropanamido)-1-isopropyl-5a,5b,8,8,11a-pentamethyl-2-oxo-3,3a,4,5,5a,5b,6,7,7a,8,9,10,11,11a,11b,12,13,13a-octadecahydro-2H-cyclopenta[a]chrysen-9-yl)oxy)carbonyl)-2,2-dimethylcyclobutane-1-carboxylic acid:



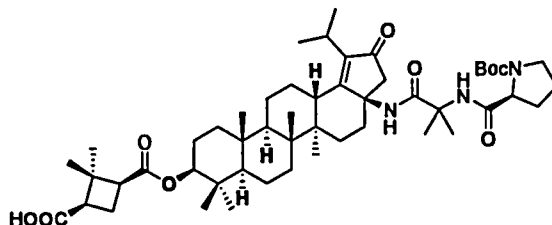
Intermediate 1 was coupled with 6-aminonicotinic acid followed by hydrolysis gave the desired product as a white solid. ¹H NMR (300 MHz, DMSO-*d*₆): δ ppm 12.15 (brs, 1H), 8.48 (d, *J* = 1.8 Hz, 1H), 7.81 (s, 1H), 7.79 (d, *J* = 1.8 Hz, 1H), 7.30 (s, 1H), 6.47 (brs, 2H), 6.40 (d, *J* = 6.6 Hz, 1H), 4.38-4.32 (m, 1H), 3.13-3.03 (m, 1H), 2.85-2.73 (m, 3H), 2.43-2.26 (m, 4H), 2.07-2.03 (m, 1H), 1.92-1.80 (m, 3H), 1.78-1.64 (m, 2H), 1.62-1.43 (m, 4H), 1.39 (s, 3H), 1.38 (s, 3H), 1.35-1.17 (m, 4H), 1.26 (s, 3H), 1.15-1.10 (m, 6H), 1.07-0.94 (m, 3H), 0.91 (s, 3H), 0.88 (s, 3H), 0.85 (s, 3H), 0.82 (s, 3H), 0.81 (s, 3H), 0.80 (s, 3H), 0.84-0.77 (m, 1H); ESI-MS: *m/z* 823.49 (M+Na)⁺; HPLC: 97.38%.

Example 7: Preparation of (1R,3S)-3-((((3aR,5aR,5bR,7aR,9S,11aR,11bR,13aS)-1-isopropyl-5a,5b,8,8,11a-pentamethyl-3a-(2-methyl-2-(5-methylpyrazine-2-carboxamido)propanamido)-2-oxo-3,3a,4,5,5a,5b,6,7,7a,8,9,10,11,11a,11b,12,13,13a-octadecahydro-2H-cyclopenta[a]chrysen-9-yl)oxy)carbonyl)-2,2-dimethylcyclobutane-1-carboxylic acid:



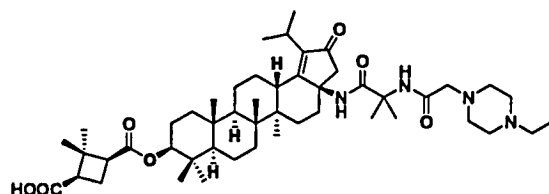
Intermediate 1 was coupled with 5-methylpyrazine-2-carboxylic acid followed by hydrolysis gave the desired product as a white solid. ¹H NMR (300 MHz, CDCl₃): δ ppm 9.25 (d, *J* = 0.9 Hz, 1H), 8.402 (d, *J* = 0.6 Hz, 1H), 8.10 (s, 1H), 7.54 (s, 1H), 4.46 (dd, *J* = 8.4, 3.3 Hz, 1H), 3.20-3.11 (m, 1H), 2.85-2.77 (m, 3H), 2.70-2.55 (m, 2H), 2.69 (s, 3H), 2.36-2.25 (m, 2H), 2.08-1.82 (m, 4H), 1.80-1.70 (m, 2H), 1.69 (s, 3H), 1.66 (s, 3H), 1.65-1.57 (m, 2H), 1.55-1.40 (m, 4H), 1.37 (s, 3H), 1.36-1.25 (m, 3H), 1.25-1.17 (m, 7H), 1.17-1.02 (m, 1H), 1.07 (s, 3H), 0.97 (s, 3H), 0.92 (s, 3H), 0.90-0.82 (m, 9H), 0.81-0.78 (m, 1H); ESI-MS: *m/z* 823.49 (M+Na)⁺; HPLC: 96.29%.

10 Example 8: Preparation of (1R,3S)-3-((((3aR,5aR,5bR,7aR,9S,11aR,11bR,13aS)-3a-(2-((S)-1-(tert-butoxycarbonyl)pyrrolidine-2-carboxamido)-2-methylpropanamido)-1-isopropyl-5a,5b,8,8,11a-pentamethyl-2-oxo-3,3a,4,5,5a,5b,6,7,7a,8,9,10,11,11a,11b,12,13,13a-octadecahydro-2H-cyclopenta[a]chrysen-9-yl)oxy)carbonyl)-2,2-dimethylcyclobutane-1-carboxylic acid:



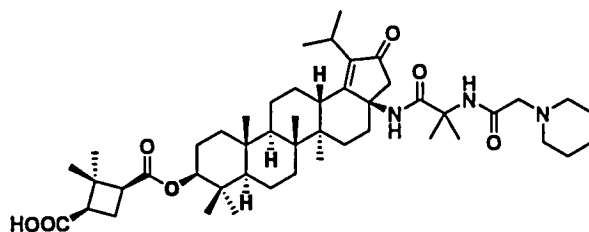
15 Intermediate 1 was coupled with (tert-butoxycarbonyl)-L-proline followed by hydrolysis gave the desired product as a white solid. ¹H NMR (300 MHz, DMSO-d₆): δ ppm 12.13 (brs, 1H), 8.18 (s, 1H), 6.75 (s, 1H), 4.39-4.33 (m, 1H), 4.05-3.99 (m, 1H), 3.36 (m, 1H), 3.26 (m, 1H), 3.13-3.06 (m, 1H), 2.84-2.64 (m, 3H), 2.42-2.15 (m, 4H), 2.10-1.83 (m, 5H), 20 1.80-1.63 (m, 5H), 1.62-1.48 (m, 4H), 1.45-1.23 (m, 22H), 1.22-1.02 (m, 13H), 0.93-0.80 (m, 15H); ESI-MS: *m/z* 900.53 (M+Na)⁺; HPLC: 98.3%.

25 Example 9: Preparation of (1R,3S)-3-((((3aR,5aR,5bR,7aR,9S,11aR,11bR,13aS)-3a-(2-(2-(4-ethylpiperazin-1-yl)acetamido)-2-methylpropanamido)-1-isopropyl-5a,5b,8,8,11a-pentamethyl-2-oxo-3,3a,4,5,5a,5b,6,7,7a,8,9,10,11,11a,11b,12,13,13a-octadecahydro-2H-cyclopenta[a]chrysen-9-yl)oxy)carbonyl)-2,2-dimethylcyclobutane-1-carboxylic acid:



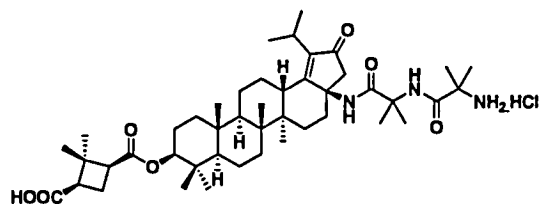
Intermediate 1 was coupled with 2,2,2-trifluoroacetate salt of 2-(4-ethylpiperazin-1-yl)acetic acid (Intermediate 9) followed by hydrolysis gave the desired product as a white solid. ¹H NMR (300 MHz, CDCl₃+CD₃OD): δ ppm 7.17 (s, 1H), 4.50-4.42 (m, 1H), 3.26-3.22 (m, 2H), 3.20-3.08 (m, 10H), 3.0-2.90 (m, 2H), 2.86-2.75 (m, 2H), 2.66-2.53 (m, 2H), 2.36-2.20 (m, 2H), 2.10-1.86 (m, 3H), 1.85-1.66 (m, 2H), 1.57 (s, 3H), 1.54 (s, 3H), 1.50-1.34 (m, 16H), 1.28-1.18 (m, 11H), 1.13 (s, 3H), 1.05 (s, 3H), 1.0-0.80 (m, 10H); ESI-MS: m/z 835.6 (M+H)⁺; HPLC: 95.03%.

Example 10: Preparation of (1R,3S)-3-((((3aR,5aR,5bR,7aR,9S,11aR,11bR,13aS)-1-isopropyl-5a,5b,8,8,11a-pentamethyl-3a-(2-methyl-2-(2-(piperidin-1-yl)acetamido)propanamido)-2-oxo-3,3a,4,5,5a,5b,6,7,7a,8,9,10,11,11a,11b,12,13,13a-octadecahydro-2H-cyclopenta[a]chrysen-9-yl)oxy)carbonyl)-2,2-dimethylcyclobutane-1-carboxylic acid:

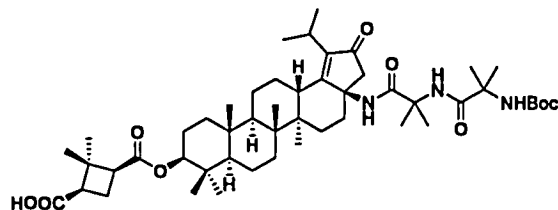


Intermediate 1 was coupled with 1-(carboxymethyl)piperidin-1-ium 2,2,2-trifluoroacetate (Intermediate 10) followed by hydrolysis gave the desired product as a white solid. ¹H NMR (300 MHz, pyridine-d₅): δ ppm 8.33 (s, 1H), 8.30 (s, 1H), 4.73 (dd, J = 11.1, 4.5 Hz, 1H), 3.25-2.98 (m, 7H), 2.73-2.56 (m, 2H), 2.40-2.35 (m, 4H), 2.25-2.08 (m, 2H), 1.93-1.75 (m, 2H), 1.85 (s, 3H), 1.78 (s, 3H), 1.75-1.62 (m, 3H), 1.57 (s, 3H), 1.53-1.36 (m, 17H), 1.35-1.22 (m, 9H), 1.21-1.05 (m, 2H), 1.05-0.88 (m, 13H), 0.84-0.76 (m, 1H); ESI-MS: m/z 806.5 (M+H)⁺; HPLC: 91.5%.

Example 11: Preparation of (1R,3S)-3-((((3aR,5aR,5bR,7aR,9S,11aR,11bR,13aS)-3a-(2-(2-amino-2-methylpropanamido)-2-methylpropanamido)-1-isopropyl-5a,5b,8,8,11a-pentamethyl-2-oxo-3,3a,4,5,5a,5b,6,7,7a,8,9,10,11,11a,11b,12,13,13a-octadecahydro-2H-cyclopenta[a]chrysen-9-yl)oxy)carbonyl)-2,2-dimethylcyclobutane-1-carboxylic acid hydrochloride:



Step 1: Synthesis of (1R,3S)-3-((((3aR,5aR,5bR,7aR,9S,11aR,11bR,13aS)-3a-(2-(2-((tert-butoxycarbonyl)amino)-2-methylpropanamido)-2-methylpropanamido)-1-isopropyl-5a,5b,8,8,11a-pentamethyl-2-oxo-3,3a,4,5,5a,5b,6,7,7a,8,9,10,11,11a,11b,12,13,13a-octadecahydro-2H-cyclopenta[a]chrysen-9-yl)oxy)carbonyl)-2,2-dimethylcyclobutane-1-carboxylic acid:



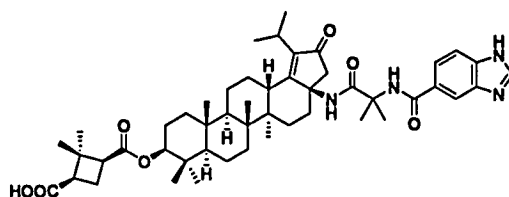
Intermediate 1 was coupled with 2-((tert-butoxycarbonyl)amino)-2-methylpropanoic acid (Intermediate 1-step 9) followed by hydrolysis gave the desired product as an off-white solid. ¹H NMR (300 MHz, CDCl₃): δ ppm 7.18 (s, 1H), 6.39 (s, 1H), 4.87 (s, 1H), 4.47 (dd, *J* = 11.1, 4.5 Hz, 1H), 3.22-3.12 (m, 1H), 2.96-2.74 (m, 3H), 2.67-2.48 (m, 3H), 2.20 (d, *J* = 18.6 Hz, 1H), 2.11-1.90 (m, 4H), 1.83-1.51 (m, 9H), 1.50-1.28 (m, 23H), 1.28-1.20 (m, 8H), 1.15 (s, 3H), 1.07 (s, 3H), 0.99-0.83 (m, 16H).

Step 2: Synthesis of (1R,3S)-3-((((3aR,5aR,5bR,7aR,9S,11aR,11bR,13aS)-3a-(2-(2-amino-2-methylpropanamido)-2-methylpropanamido)-1-isopropyl-5a,5b,8,8,11a-pentamethyl-2-oxo-3,3a,4,5,5a,5b,6,7,7a,8,9,10,11,11a,11b,12,13,13a-octadecahydro-2H-cyclopenta[a]chrysen-9-yl)oxy)carbonyl)-2,2-dimethylcyclobutane-1-carboxylic acid hydrochloride:

To a stirred solution of (1R,3S)-3-((((3aR,5aR,5bR,7aR,9S,11aR,11bR,13aS)-3a-(2-((tert-butoxy carbonyl)amino)-2-methylpropanamido)-2-methylpropanamido)-1-isopropyl-5a,5b,8,8,11a-pentamethyl-2-oxo-3,3a,4,5,5a,5b,6,7,7a,8,9,10,11,11a,11b,12,13,13a-octadecahydro-2H-cyclopenta[a]chrysen-9-yl)oxy)carbonyl)-2,2-dimethylcyclobutane-1-carboxylic acid (step 1, 0.600 g, 0.692 mmol, 1.0 eq) in a round bottomed flask at 0 °C was added 3N HCl in 1,4-dioxane (5 ml). The reaction mixture was allowed to stir at room temperature for overnight. TLC indicated starting material was consumed and the desired product was observed. The reaction mixture was evaporated under reduced pressure, the residue was washed with n-hexane (10 ml) and dried under vacuum to obtain the solid. To this solid compound, MTBE (10 ml) was added and heated to reflux for 30 minutes. The mixture was cooled to 0 °C, filtered, solid was washed with MTBE and dried under vacuum to obtain the

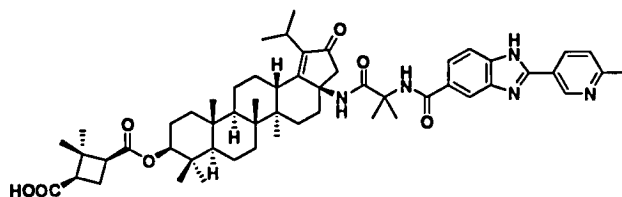
desired product (0.360 g, yield: 64.75%) as a white solid. ¹H NMR (300 MHz, CD₃OD): δ ppm 7.19 (s, 1H), 4.48-4.41 (m, 1H), 3.21 (m, 1H), 2.95-2.80 (m, 3H), 2.63 (d, *J* = 18.6 Hz, 1H), 2.57-2.42 (m, 1H), 2.40-2.28 (m, 1H), 2.23-2.14 (m, 1H), 2.10-1.77 (m, 4H), 1.76-1.60 (m, 4H), 1.60-1.50 (m, 15H), 1.50-1.38 (m, 2H), 1.35 (s, 3H), 1.32-1.28 (m, 3H), 1.27-1.18 (m, 9H), 1.18-1.05 (m, 1H), 1.05-0.97 (m, 9H), 0.95-0.87 (m, 7H); ESI-MS: *m/z* 788.51 (M-HCl+Na)⁺; HPLC: 93.5%, Cl⁻ ion content by Ion chromatography: 5.2%

Example 12: Preparation of (1R,3S)-3-((((3aR,5aR,5bR,7aR,9S,11aR,11bR,13aS)-3a-(2-(1H-benzo[d]imidazole-5-carboxamido)-2-methylpropanamido)-1-isopropyl-5a,5b,8,8,11a-pentamethyl-2-oxo-3,3a,4,5,5a,5b,6,7,7a,8,9,10,11,11a,11b,12,13,13a-octadecahydro-2H-cyclopenta[a]chrysen-9-yl)oxy)carbonyl)-2,2-dimethylcyclobutane-1-carboxylic acid:



Intermediate 1 was coupled with 1H-benzo[d]imidazole-5-carboxylic acid followed by hydrolysis gave the desired product as a white solid. ¹H NMR (300 MHz, CD₃OD): δ ppm 8.29 (d, *J* = 8.4 Hz, 1H), 8.22 (brs, 1H), 7.84 (dd, *J* = 8.4, 1.2 Hz, 1H), 7.67 (d, *J* = 8.4 Hz, 1H), 7.50 (brs, 1H), 4.47-4.38 (m, 1H), 3.28-3.18 (m, 1H), 3.0-2.92 (m, 1H), 2.88-2.77 (m, 2H), 2.67 (d, *J* = 18.6 Hz, 1H), 2.53-2.42 (m, 1H), 2.38-2.28 (m, 1H), 2.21 (d, *J* = 18.6 Hz, 1H), 2.02-1.88 (m, 4H), 1.82-1.72 (m, 1H), 1.70-1.62 (m, 2H), 1.58 (brs, 6H), 1.56-1.40 (m, 4H), 1.38-1.27 (m, 8H), 1.27-1.10 (m, 7H), 1.01 (s, 3H), 0.96 (s, 3H), 0.92 (s, 3H), 0.90 (s, 3H), 0.90-0.78 (m, 7H); ESI-MS: *m/z* 823.62 (M-H)⁺; HPLC: 96.3%.

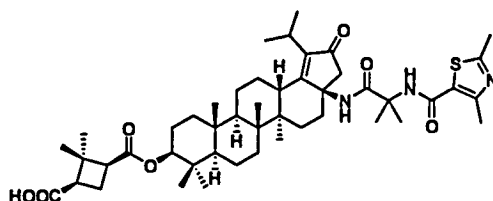
Example 13: Preparation of (1R,3S)-3-((((3aR,5aR,5bR,7aR,9S,11aR,11bR,13aS)-1-isopropyl-5a,5b,8,8,11a-pentamethyl-3a-(2-methyl-2-(2-(6-methylpyridin-3-yl)-1H-benzo[d]imidazole-5-carboxamido)propanamido)-2-oxo-3,3a,4,5,5a,5b,6,7,7a,8,9,10,11,11a,11b,12,13,13a-octadecahydro-2H-cyclopenta[a]chrysen-9-yl)oxy)carbonyl)-2,2-dimethylcyclobutane-1-carboxylic acid:



Intermediate 1 was coupled with 2-(6-methylpyridin-3-yl)-1H-benzo[d]imidazole-5-carboxylic acid (Intermediate 11) followed by hydrolysis gave the desired product as an off-white solid. ¹H NMR (300 MHz, DMSO-*d*₆): δ ppm 13.2 (brs, 1H), 12.1 (brs, 1H), 9.23 (d, *J* =

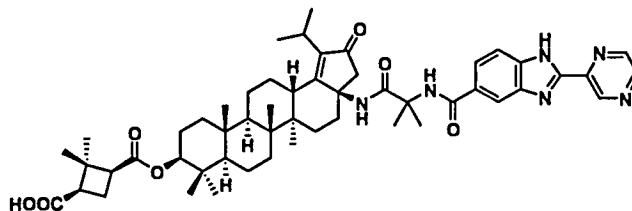
1.8 Hz, 1H), 8.40 (dd, $J = 8.1, 2.1$ Hz, 1H), 8.14 (brs, 1H), 7.78 (d, $J = 7.8$ Hz, 1H), 7.75-7.55 (m, 1H), 7.47 (d, $J = 8.1$ Hz, 1H), 7.34 (brs, 1H), 4.38-4.30 (m, 1H), 3.15-3.05 (m, 1H), 2.88-2.70 (m, 4H), 2.56 (s, 3H), 2.35-2.22 (m, 3H), 2.14-2.05 (m, 1H), 1.95-1.80 (m, 4H), 1.80-1.60 (m, 2H), 1.60-1.50 (m, 2H), 1.48 (s, 3H), 1.47 (s, 3H), 1.42-1.20 (m, 5H), 1.32 (s, 3H), 1.20-1.10 (m, 8H), 1.08-0.93 (m, 2H), 0.90 (s, 3H), 0.87 (s, 3H), 0.86 (s, 3H), 0.79 (s, 3H), 0.77 (s, 3H), 0.76 (s, 3H); ESI-MS: m/z 939.03 ($M+Na$)⁺; HPLC: 97.12%.

Example 14: Preparation of (1R,3S)-3-((((3aR,5aR,5bR,7aR,9S,11aR,11bR,13aS)-3a-(2-(2,4-dimethylthiazole-5-carboxamido)-2-methylpropanamido)-1-isopropyl-5a,5b,8,8,11a-pentamethyl-2-oxo-3,3a,4,5,5a,5b,6,7,7a,8,9,10,11,11a,11b,12,13,13a-octadecahydro-2H-cyclopenta[a]chrysen-9-yl)oxy)carbonyl)-2,2-dimethylcyclobutane-1-carboxylic acid:



Intermediate 1 was coupled with 2,4-dimethylthiazole-5-carboxylic acid followed by hydrolysis gave the desired product as an off-white solid. ¹H NMR (300 MHz, CDCl₃): δ ppm 7.01 (s, 1H), 6.26 (s, 1H), 4.46 (dd, $J = 11.4, 4.8$ Hz, 1H), 3.19-3.10 (m, 1H), 2.88-2.75 (m, 3H), 2.67 (s, 3H), 2.64 (s, 3H), 2.63-2.56 (m, 2H), 2.40-2.26 (m, 2H), 2.12-1.82 (m, 5H), 1.82-1.50 (m, 8H), 1.65 (s, 3H), 1.64 (s, 3H), 1.49-1.30 (m, 2H), 1.37 (s, 3H), 1.28-1.18 (m, 7H), 1.07 (m, 7H), 0.94 (s, 3H), 0.89 (s, 3H), 0.86 (s, 3H), 0.85 (s, 3H), 0.99-0.78 (m, 1H); ESI-MS: m/z 842.51 ($M+Na$)⁺; HPLC: 95.6%.

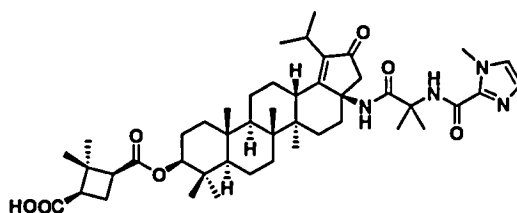
Example 15: Preparation of (1R,3S)-3-((((3aR,5aR,5bR,7aR,9S,11aR,11bR,13aS)-1-isopropyl-5a,5b,8,8,11a-pentamethyl-3a-(2-methyl-2-(2-(pyrazin-2-yl)-1H-benzo[d]imidazole-5-carboxamido)propanamido)-2-oxo-3,3a,4,5,5a,5b,6,7,7a,8,9,10,11,11a,11b,12,13,13a-octadecahydro-2H-cyclopenta[a]chrysen-9-yl)oxy)carbonyl)-2,2-dimethylcyclobutane-1-carboxylic acid:



Intermediate 1 was coupled with 2-(pyrazin-2-yl)-1H-benzo[d]imidazole-5-carboxylic acid (Intermediate 12) followed by hydrolysis gave the desired product as an off-white solid. ¹H NMR (300 MHz, DMSO-d₆): δ ppm 13.65 (s, 0.5H), 13.55 (s, 0.5H), 12.1 (s, 1H), 9.52 (s,

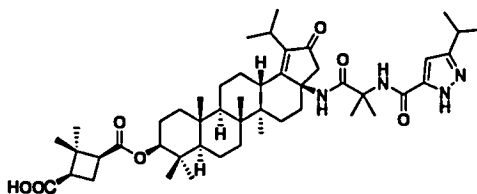
1H), 8.85-8.79 (m, 2H), 8.42 (s, 0.5H), 8.22-8.17 (m, 1H), 8.09 (s, 0.5H), 7.86-7.76 (m, 1H), 7.58 (d, $J = 8.4$ Hz, 1H), 4.38-4.30 (m, 1H), 3.14-3.06 (m, 1H), 2.87-2.72 (m, 3H), 2.35-2.22 (m, 3H), 2.14-2.05 (m, 2H), 1.95-1.72 (m, 4H), 1.70-1.55 (m, 3H), 1.48 (s, 3H), 1.46 (s, 3H), 1.44-1.30 (m, 5H), 1.28-1.20 (m, 3H), 1.26 (s, 3H), 1.16-1.10 (m, 6H), 1.05-0.95 (m, 1H), 0.90 (s, 3H), 0.86 (m, 6H), 0.82-0.75 (m, 10H); ESI-MS: m/z 903.5 ($M+H$)⁺; HPLC: 96.6%.

Example 16: Preparation of (1R,3S)-3-((((3aR,5aR,5bR,7aR,9S,11aR,11bR,13aS)-1-iso propyl-5a,5b,8,8,11a-pentamethyl-3a-(2-methyl-2-(1-methyl-1H-imidazole-2-carboxamido) propanamido)-2-oxo-3,3a,4,5,5a,5b,6,7,7a,8,9,10,11,11a,11b,12,13,13a-octadecahydro-2H-cyclopenta[a]chrysen-9-yl)oxy)carbonyl)-2,2-dimethylcyclobutane-1-carboxylic acid:



Intermediate 1 was coupled with 1-methyl-1H-imidazole-2-carboxylic acid followed by hydrolysis gave the desired product as an off-white solid. ¹H NMR (300 MHz, CDCl₃): δ ppm 7.61 (m, 1H), 7.04 (s, 1H), 7.0 (d, $J = 6.6$ Hz, 1H), 4.46 (dd, $J = 11.1, 4.5$ Hz, 1H), 4.02 (s, 3H), 3.20-3.08 (m, 1H), 2.88-2.52 (m, 5H), 2.43-2.22 (m, 2H), 2.10-2.0 (m, 1H), 1.98-1.82 (m, 4H), 1.82-1.40 (m, 14H), 1.37 (s, 3H), 1.36-1.18 (m, 9H), 1.07 (s, 3H), 1.05-1.0 (m, 1H), 0.95 (s, 3H), 0.92 (s, 3H), 0.89-0.83 (m, 9H), 0.78 (m, 1H); ESI-MS: m/z 789.7 ($M+H$)⁺; HPLC: 93.5%.

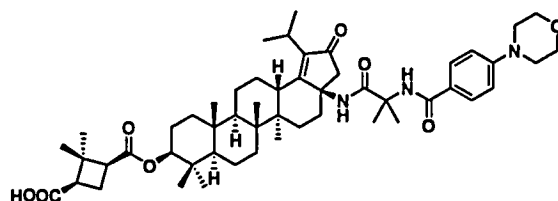
Example 17: Preparation of (1R,3S)-3-((((3aR,5aR,5bR,7aR,9S,11aR,11bR,13aS)-1-iso propyl-3a-(2-(3-isopropyl-1H-pyrazole-5-carboxamido)-2-methylpropanamido)-5a,5b,8,8,11a-pentamethyl-2-oxo-3,3a,4,5,5a,5b,6,7,7a,8,9,10,11,11a,11b,12,13,13a-octadecahydro-2H-cyclopenta[a]chrysen-9-yl)oxy)carbonyl)-2,2-dimethylcyclobutane-1-carboxylic acid:



Intermediate 1 was coupled with 3-isopropyl-1H-pyrazole-5-carboxylic acid followed by hydrolysis gave the desired product as an off-white solid. ¹H NMR (300 MHz, CDCl₃): δ ppm 7.79 (s, 1H), 7.14 (s, 1H), 6.58 (s, 1H), 4.46 (dd, $J = 11.1, 4.5$ Hz, 1H), 3.18-3.10 (m, 1H), 3.10-2.90 (m, 1H), 2.90-2.75 (m, 3H), 2.75-2.52 (m, 2H), 2.40-2.20 (m, 2H), 2.10-2.0 (m, 1H), 2.0-1.85 (m, 4H), 1.78-1.69 (m, 2H), 1.65 (s, 3H), 1.60 (s, 3H), 1.58-1.40 (m, 6H), 1.37 (s,

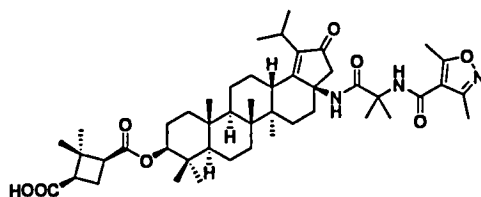
3H), 1.32 (s, 3H), 1.29 (s, 3H), 1.27-1.20 (m, 9H), 1.17-1.10 (m, 1H), 1.07 (s, 3H), 0.99 (s, 3H), 0.92 (s, 3H), 0.88-0.77 (m, 10H); ESI-MS: m/z 817.7 ($M+H$)⁺; HPLC: 96.5%.

Example 18: Preparation of (1R,3S)-3-((((3aR,5aR,5bR,7aR,9S,11aR,11bR,13aS)-1-isopropyl-5a,5b,8,8,11a-pentamethyl-3a-(2-methyl-2-(4-morpholinobenzamido)propanamido)-2-oxo-3,3a,4,5,5a,5b,6,7,7a,8,9,10,11,11a,11b,12,13,13a-octadecahydro-2H-cyclopenta[a]chrysen-9-yl)oxy)carbonyl)-2,2-dimethylcyclobutane-1-carboxylic acid:



Intermediate 1 was coupled with 4-morpholinobenzoic acid followed by hydrolysis gave the desired product as an off-white solid. ¹H NMR (300 MHz, CDCl₃): δ ppm 7.69 (d, J = 8.4 Hz, 2H), 6.89 (d, J = 9.0 Hz, 2H), 6.43 (s, 1H), 4.46 (dd, J = 11.1, 4.5 Hz, 1H), 3.90-3.83 (m, 4H), 3.30-3.23 (m, 4H), 3.20-3.09 (m, 1H), 2.90-2.75 (m, 3H), 2.70-2.52 (m, 2H), 2.38-2.23 (m, 2H), 2.10-2.0 (m, 1H), 2.0-1.82 (m, 3H), 1.82-1.70 (m, 2H), 1.67 (s, 3H), 1.63 (s, 3H), 1.61-1.54 (m, 2H), 1.54-1.40 (m, 3H), 1.39-1.29 (m, 3H), 1.37 (s, 3H), 1.28-1.17 (m, 9H), 1.06 (s, 3H), 1.02 (s, 3H), 0.93 (s, 3H), 0.89-0.82 (m, 9H), 0.78 (m, 1H); ESI-MS: m/z 892.76 ($M+Na$)⁺; HPLC: 98.1%.

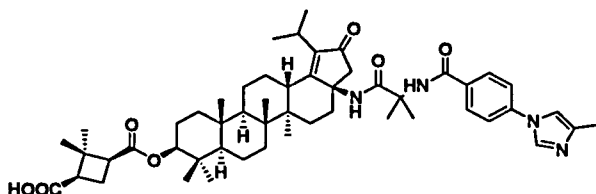
Example 19: Preparation of (1R,3S)-3-((((3aR,5aR,5bR,7aR,9S,11aR,11bR,13aS)-3a-(2-(3,5-dimethylisoxazole-4-carboxamido)-2-methylpropanamido)-1-isopropyl-5a,5b,8,8,11a-pentamethyl-2-oxo-3,3a,4,5,5a,5b,6,7,7a,8,9,10,11,11a,11b,12,13,13a-octadecahydro-2H-cyclopenta[a]chrysen-9-yl)oxy)carbonyl)-2,2-dimethylcyclobutane-1-carboxylic acid:



Intermediate 1 was coupled with 3,5-dimethylisoxazole-4-carboxylic acid followed by hydrolysis gave the desired product as an off-white solid. ¹H NMR (300 MHz, CDCl₃): δ ppm 6.75 (s, 1H), 6.48 (s, 1H), 4.46 (dd, J = 11.1, 4.5 Hz, 1H), 3.20-3.10 (m, 1H), 2.89-2.51 (m, 5H), 2.60 (s, 3H), 2.42 (s, 3H), 2.40-2.27 (m, 2H), 2.10-2.0 (m, 1H), 1.98-1.80 (m, 3H), 1.78-1.72 (m, 2H), 1.69 (s, 3H), 1.66 (s, 3H), 1.63-1.51 (m, 3H), 1.50-1.39 (m, 3H), 1.36 (s, 3H), 1.35-1.31 (m, 2H), 1.29-1.18 (m, 8H), 1.12 (s, 3H), 1.05 (s, 3H), 1.01 (m, 1H), 0.95 (s, 3H),

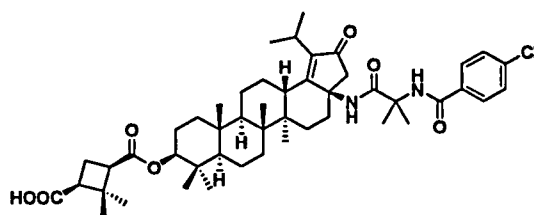
0.90 (s, 3H), 0.87 (s, 3H), 0.85 (s, 3H), 0.80 (m, 1H); ESI-MS: m/z 804.52 ($M+H$)⁺; HPLC: 97.6%.

Example 20: Preparation of (1R,3S)-3-((((3aR,5aR,5bR,7aR,9S,11aR,11bR,13aS)-1-isopropyl-5a,5b,8,8,11a-pentamethyl-3a-(2-methyl-2-(4-(4-methyl-1H-imidazol-1-yl)benz
amido)propanamido)-2-oxo-3,3a,4,5,5a,5b,6,7,7a,8,9,10,11,11a,11b,12,13,13a-octadeca
hydro-2H-cyclopenta[a]chrysen-9-yl)oxy)carbonyl)-2,2-dimethylcyclobutane-1-carboxylic
acid:



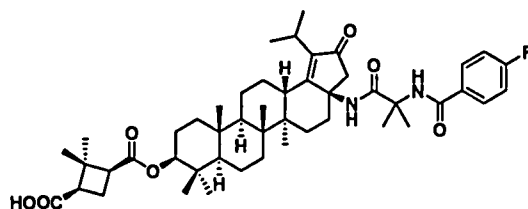
Intermediate 1 was coupled with 4-(4-methyl-1H-imidazol-1-yl)benzoic acid
 (Intermediate 13) followed by hydrolysis gave the desired product as an off-white solid. ¹H
 NMR (300 MHz, CDCl₃): δ ppm 7.89 (d, J = 8.4 Hz, 2H), 7.43 (d, J = 8.4 Hz, 2H), 7.08-6.97
 (m, 2H), 4.46 (dd, J = 11.1, 4.5 Hz, 1H), 3.22-3.11 (m, 1H), 2.90-2.53 (m, 5H), 2.35-2.27 (m,
 2H), 2.30 (s, 3H), 2.10-1.84 (m, 4H), 1.78-1.68 (m, 7H), 1.67-1.18 (m, 17H), 1.37 (s, 3H),
 1.12-1.05 (m, 7H), 0.95 (s, 3H), 0.87 (s, 3H), 0.85 (s, 3H), 0.84 (s, 3H), 0.79 (m, 1H); ESI-MS:
 m/z 865.72 ($M+H$)⁺; HPLC: 96.8%.

Example 21: Preparation of (1S,3R)-3-((((3aR,5aR,5bR,7aR,9S,11aR,11bR,13aS)-3a-(2-(4-
chlorobenzamido)-2-methylpropanamido)-1-isopropyl-5a,5b,8,8,11a-pentamethyl-2-oxo-3,
3a,4,5,5a,5b,6,7,7a,8,9,10,11,11a,11b,12,13,13a-octadecahydro-2H-cyclopenta[a]chrysen-9-
yl)oxy)carbonyl)-2,2-dimethylcyclobutane-1-carboxylic acid:

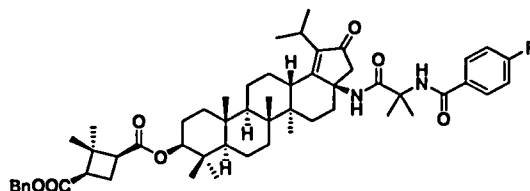


Intermediate 2 was coupled with 4-chlorobenzoic acid followed by hydrolysis gave the
 desired product as a white solid. ¹H NMR (300 MHz, CDCl₃): δ ppm 7.72 (d, J = 8.1 Hz, 2H),
 7.42 (d, J = 7.8 Hz, 2H), 7.07 (s, 1H), 6.78 (s, 1H), 4.47 (dd, J = 11.4, 4.5 Hz, 1H), 3.23-3.10
 (m, 1H), 2.86-2.76 (m, 3H), 2.72-2.50 (m, 2H), 2.40-2.25 (m, 2H), 2.13-2.04 (m, 1H), 2.04-
 1.82 (m, 4H), 1.80-1.66 (m, 7H), 1.64-1.45 (m, 6H), 1.44-1.41 (m, 1H), 1.40-1.31 (m, 2H),
 1.36 (s, 3H), 1.30-1.20 (m, 7H), 1.20-1.09 (m, 1H), 1.04 (s, 6H), 0.95 (s, 3H), 0.88 (s, 3H),
 0.857 (s, 3H), 0.851 (s, 3H), 0.79 (m, 1H); ESI-MS: m/z 841.52 ($M+Na$)⁺; HPLC: 94.19%.

Example 22: Preparation of (1R,3S)-3-(((3aR,5aR,5bR,7aR,9S,11aR,11bR,13aS)-3a-(2-(4-fluorobenzamido)-2-methylpropanamido)-1-isopropyl-5a,5b,8,8,11a-pentamethyl-2-oxo-3,3a,4,5,5a,5b,6,7,7a,8,9,10,11,11a,11b,12,13,13a-octadecahydro-2H-cyclopenta[a]chrysen-9-yl)oxy)carbonyl)-2,2-dimethylcyclobutane-1-carboxylic acid:



Step 1: Synthesis of 1-benzyl 3-(((3aR,5aR,5bR,7aR,9S,11aR,11bR,13aS)-3a-(2-(4-fluorobenzamido)-2-methylpropanamido)-1-isopropyl-5a,5b,8,8,11a-pentamethyl-2-oxo-3,3a,4,5,5a,5b,6,7,7a,8,9,10,11,11a,11b,12,13,13a-octadecahydro-2H-cyclopenta[a]chrysen-9-yl) (1R,3S)-2,2-dimethylcyclobutane-1,3-dicarboxylate:



To a stirred solution of 4-fluorobenzoic acid (0.54 g, 3.89 mmol, 1.5 eq) in DMF (20 ml) at 0 °C under nitrogen atmosphere was added EDCI (0.99 g, 5.18 mmol, 2 eq), HOBT (0.52 g, 3.89 mmol, 1.5 eq), DMAP (0.15 g, 1.29 mmol, 0.5eq) and added Triethylamine (1.08 ml, 7.78 mmol, 3 eq) and stirred it for about 30 minutes. Then added 1-(((3aR,5aR,5bR,7aR,9S,11aR,11bR,13aS)-3a-(2-amino-2-methylpropanamido)-1-isopropyl-5a,5b,8,8,11a-pentamethyl-2-oxo-3,3a,4,5,5a,5b,6,7,7a,8,9,10,11,11a,11b,12,13,13a-octadecahydro-2H-cyclopenta[a]chrysen-9-yl) 3-benzyl (1S,3R)-2,2-dimethylcyclobutane-1,3-dicarboxylate (Intermediate 1, 2.0 g, 2.59 mmol, 1 eq). The reaction mixture was stirred at room temperature for about 14 hours. TLC indicated starting material was consumed and the desired product was observed. The reaction mixture was quenched with ice cold water, filtered through Buchner funnel. The solid was separated, was dissolved in DCM, washed with sodium bicarbonate, water, brine solution then dried over sodium sulfate and concentrated under reduced pressure to give a crude compound. The crude compound was purified by flash silica column chromatography (100-200 silica gel) using 2% MeOH in DCM as an eluent gave the desired product (1.5 g, yield: 65.21%) as an off-white solid. ¹H NMR (300 MHz, CDCl₃): δ ppm 8.16 (s, 1H), 7.94-7.98 (m, 2H), 7.35 (m, 5H), 7.27-7.34 (m, 3H), 5.15, 5.10 (ABq, J_{AB} = 12.3 Hz, 2H), 4.32-4.36 (t, 1H), 3.07-3.10 (t, 1H), 2.75-2.88 (m, 4H), 2.39-2.43 (m, 1H), 2.27-2.30 (m,

2H), 2.04-2.09 (m, 1H), 1.84-1.90 (m, 3H), 1.48-1.75 (m, 6H), 1.41-1.42 (m, 6H), 1.23-1.32 (m, 9H), 1.11-1.13 (m, 5H), 0.90-1.05 (m, 3H), 0.87 (s, 3H), 0.85 (s, 3H), 0.83 (s, 3H), 0.79-0.80 (m, 9H); ESI-MS: m/z 915.54 ($M+Na$)⁺.

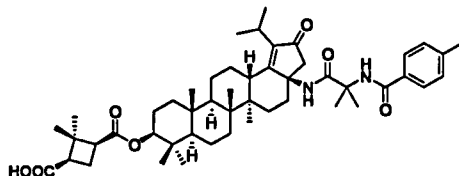
Step 2: Synthesis of (1R,3S)-3-((((3aR,5aR,5bR,7aR,9S,11aR,11bR,13aS)-3a-(2-(4-fluorobenzamido)-2-methylpropanamido)-1-isopropyl-5a,5b,8,8,11a-pentamethyl-2-oxo-3,3a,4,5,5a,5b,6,7,7a,8,9,10,11,11a,11b,12,13,13a-octadecahydro-2H-cyclopenta[a]chrysen-9-yl)oxy)carbonyl)-2,2-dimethylcyclobutane-1-carboxylic acid:

To a stirred solution of 1-benzyl 3-((((3aR,5aR,5bR,7aR,9S,11aR,11bR,13aS)-3a-(2-(4-fluorobenzamido)-2-methylpropanamido)-1-isopropyl-5a,5b,8,8,11a-pentamethyl-2-oxo-3,3a,4,5,5a,5b,6,7,7a,8,9,10,11,11a,11b,12,13,13a-octadecahydro-2H-cyclopenta[a]chrysen-9-yl)oxy)carbonyl)-2,2-dimethylcyclobutane-1,3-dicarboxylate (step 1, 1.5 g, 0.541 mmol, 1.0 eq) in MeOH (15 ml) and THF (15 ml) was added aqueous 2.5 N KOH solution (3.35 ml, 8.39 mmol, 5 eq). The reaction mixture was stirred at room temperature for overnight. TLC indicated starting material was consumed and the desired product was observed. The organic phase was evaporated under reduced pressure, the reaction mixture was diluted with water (10 ml), cooled to 0 °C, pH adjusted to 5.0 with 1N HCl and extracted with DCM (2x75 ml). The combined organic extracts were washed with water (50 ml), dried over sodium sulfate, filtered and evaporated under reduced pressure. The residue was purified by silicagel column chromatography by using 0-5% methanol in dichloromethane gradient. The fractions containing the expected product were combined and concentrated under reduced pressure to obtain the solid. The solid compound was dissolved in MTBE (10 ml) and added Hexane (30 ml) then precipitate was formed, and filtered through Buchner funnel. The solid was washed with MTBE: Hexane (1:3, 10 ml) and dried under vacuum to obtain the desired product (200 mg, yield: 15.38%) as a white solid. ¹H NMR (400 MHz, DMSO-d₆): δ ppm 12.14 (s, 1H), 8.16 (s, 1H), 7.94-7.98 (m, 2H), 7.27-7.34 (m, 3H), 4.32-4.36 (t, 1H), 3.07-3.10 (t, 1H), 2.75-2.88 (m, 4H), 2.39-2.43 (m, 1H), 2.27-2.30 (m, 2H), 2.04-2.09 (m, 1H), 1.84-1.90 (m, 3H), 1.48-1.75 (m, 6H), 1.41-1.42 (m, 6H), 1.23-1.32 (m, 9H), 1.11-1.13 (m, 5H), 0.90-1.05 (m, 3H), 0.87 (s, 3H), 0.85 (s, 3H), 0.83 (s, 3H), 0.79-0.80 (m, 9H); ESI-MS: m/z 803.47 ($M+H$)⁺; HPLC: 92.89 %.

The below examples 23-50 were prepared by the procedure similar (including reagents and reaction conditions) to the above described in the synthesis of example-22 using with their appropriate intermediates.

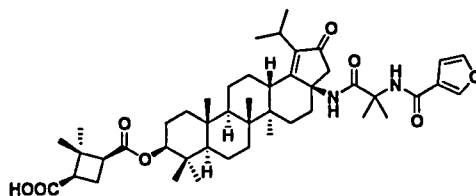
Example 23: Preparation of (1R,3S)-3-((((3aR,5aR,5bR,7aR,9S,11aR,11bR,13aS)-1-isopropyl-5a,5b,8,8,11a-pentamethyl-3a-(2-methyl-2-(4-methylbenzamido)propanamido)-2-oxo-

3,3a,4, 5,5a,5b,6,7,7a,8,9,10,11,11a,11b,12,13,13a-octadecahydro-2H-cyclopenta[a]chrysen-9-yl) oxy)carbonyl)-2,2-dimethylcyclobutane-1-carboxylic acid:



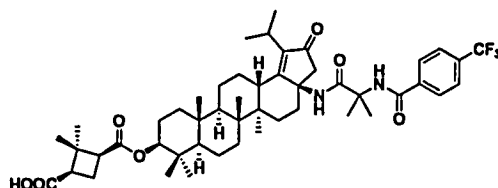
Intermediate 1 was coupled with 4-methylbenzoic acid followed by hydrolysis gave the
 5 desired product as a white solid. ¹H NMR (400 MHz, DMSO-d₆): δ ppm 12.13 (s, 1H), 8.03 (s, 1H), 7.78 (d, *J* = 8.0 Hz, 2H), 7.31 (s, 1H), 7.25 (d, *J* = 8.0 Hz, 2H), 4.32-4.36 (m, 1H), 3.07-3.10 (m, 1H), 2.73-2.81 (m, 3H), 2.39-2.44 (m, 1H), 2.35 (s, 3H), 2.25-2.30 (m, 2H), 2.04-2.08 (m, 1H), 1.86-1.95 (m, 3H), 1.51-1.75 (m, 6H), 1.425 (d, *J* = 8.0 Hz, 6H), 1.23-1.29 (m, 8H), 1.11-1.13 (m, 7H), 0.95-1.02 (m, 3H), 0.91 (s, 3H), 0.865 (d, *J* = 8.0 Hz, 6H), 0.80-0.81 (m,
 10 9H); ESI-MS: *m/z* 799.42 (M+H)⁺; HPLC: 91.77%.

Example 24: Preparation of (1R,3S)-3-(((3aR,5aR,5bR,7aR,9S,11aR,11bR,13aS)-3a-(2-(furan-3-carboxamido)-2-methylpropanamido)-1-isopropyl-5a,5b,8,8,11a-pentamethyl-2-oxo-3,3a,4,5,5a,5b,6,7,7a,8,9,10,11,11a,11b,12,13,13a-octadecahydro-2H-cyclopenta[a]chrysen-9-yl) oxy)carbonyl)-2,2-dimethylcyclobutane-1-carboxylic acid:



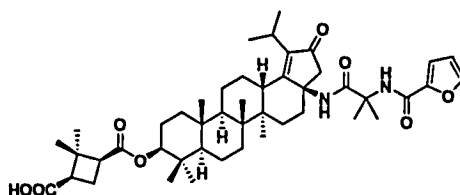
Intermediate 1 was coupled with furan-3-carboxylic acid followed by hydrolysis gave the desired product as a white solid. ¹H NMR (300 MHz, DMSO-d₆): δ ppm 12.15 (s, 1H), 8.215 (d, *J* = 3 Hz, 1H), 7.83 (s, 1H), 7.715 (d, *J* = 3 Hz, 1H), 7.35 (s, 1H), 6.835 (d, *J* = 3 Hz, 1H), 4.33-4.38 (m, 1H), 3.07-3.11 (m, 1H), 2.73-2.83 (m, 3H), 2.28-2.43 (m, 3H), 2.03-2.10 (m, 1H), 1.86-1.90 (m, 3H), 1.40-1.76 (m, 6H), 1.34-1.38 (m, 6H), 1.23-1.30 (m, 8H), 1.11-1.19 (m, 9H), 1.01 (m, 2H), 0.95 (s, 3H), 0.87-0.91 (s, 3H), 0.81-0.85 (m, 11H); ESI-MS: *m/z* 797.42 (M+Na)⁺; HPLC: 92.55%.

Example 25: Preparation of (1R,3S)-3-(((3aR,5aR,5bR,7aR,9S,11aR,11bR,13aS)-1-isopropyl-5a,5b,8,8,11a-pentamethyl-3a-(2-methyl-2-(4-(trifluoromethyl)benzamido)propanamido)-2-oxo-3,3a,4,5,5a,5b,6,7,7a,8,9,10,11,11a,11b,12,13,13a-octadecahydro-2H-cyclopenta[a]chrysen-9-yl)oxy)carbonyl)-2,2-dimethylcyclobutane-1-carboxylic acid:



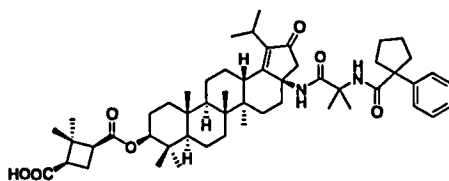
Intermediate 1 was coupled with 4-(trifluoromethyl)benzoic acid followed by hydrolysis gave the desired product as an off white solid. ¹H NMR (300 MHz, DMSO): δ ppm 12.13 (s, 1H), 8.39 (s, 1H), 8.10 (d, *J* = 8.4 Hz, 2H), 7.85 (d, *J* = 8.4 Hz, 2H), 7.39 (s, 1H), 4.31-4.36 (t, 1H), 3.07-3.11 (t, 1H), 2.72-2.82 (m, 3H), 2.27-2.31 (m, 3H), 2.05-2.11 (m, 2H), 1.76-1.89 (m, 5H), 1.56-1.63 (m, 4H), 1.43-1.44 (m, 9H), 1.26-1.30 (m, 8H), 1.11-1.13 (m, 6H), 0.98-1.03 (m, 3H), 0.85-0.90 (m, 6H), 0.76-0.80 (m, 9H); ESI-MS: *m/z* 853.43 (M+H)⁺. HPLC: 97.60%.

Example 26: Preparation of (1R,3S)-3-((((3aR,5aR,5bR,7aR,9S,11aR,11bR,13aS)-3a-(2-(furan-2-carboxamido)-2-methylpropanamido)-1-isopropyl-5a,5b,8,8,11a-pentamethyl-2-oxo-3,3a,4,5,5a,5b,6,7,7a,8,9,10,11,11a,11b,12,13,13a-octadecahydro-2H-cyclopenta[a]chrysen-9-yl) oxy)carbonyl)-2,2-dimethylcyclobutane-1-carboxylic acid:



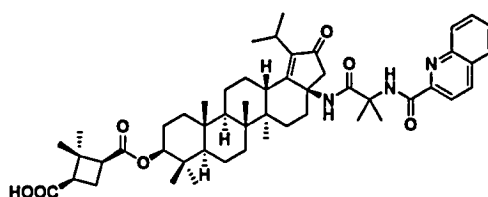
Intermediate 1 was coupled with furan-2-carboxylic acid followed by hydrolysis gave the desired product as a white solid. ¹H NMR (300 MHz, DMSO-d₆): δ ppm 12.13 (s, 1H), 7.83-7.91 (m, 2H), 7.45 (s, 1H), 7.08-7.10 (m, 1H), 6.61-6.63 (m, 1H), 4.33-4.38 (m, 1H), 3.07-3.11 (m, 1H), 2.73-2.83 (m, 3H), 2.28-2.43 (m, 3H), 2.03-2.10 (m, 1H), 1.86-1.90 (m, 3H), 1.40-1.76 (m, 6H), 1.34-1.38 (m, 6H), 1.23-1.30 (m, 8H), 1.11-1.19 (m, 9H), 1.01 (m, 2H), 0.95 (s, 3H), 0.87-0.91 (s, 3H), 0.81-0.85 (m, 11H); ESI-MS: *m/z* 797.42 (M+Na)⁺; HPLC: 92.65%.

Example 27: Preparation of (1R,3S)-3-((((3aR,5aR,5bR,7aR,9S,11aR,11bR,13aS)-1-isopropyl-5a,5b,8,8,11a-pentamethyl-3a-(2-methyl-2-(1-phenylcyclopentane-1-carboxamido)propanamido)-2-oxo-3,3a,4,5,5a,5b,6,7,7a,8,9,10,11,11a,11b,12,13,13a-octadecahydro-2H-cyclopenta[a]chrysen-9-yl)oxy)carbonyl)-2,2-dimethylcyclobutane-1-carboxylic acid:



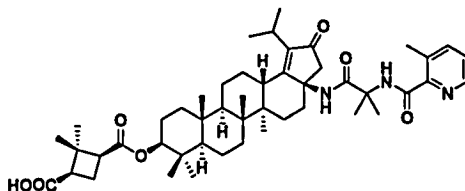
Intermediate 1 was coupled with 1-phenylcyclopentane-1-carboxylic acid followed by hydrolysis gave the desired product as a white solid. ¹H NMR (300 MHz, DMSO-d₆): δ ppm 12.03 (brs, 1H), 7.20-7.36 (m, 6H), 6.48 (s, 1H), 4.33-4.38 (m, 1H), 3.07-3.09 (m, 1H), 2.70-2.82 (m, 3H), 2.28-2.31 (m, 2H), 1.50-2.03 (m, 16H), 1.27-1.36 (m, 15H), 1.03-1.10 (m, 14H), 0.81-0.96 (m, 16H); ESI-MS: m/z 853.56 (M+H)⁺; HPLC: 98.50%.

Example 28: Preparation of (1R,3S)-3-((((3aR,5aR,5bR,7aR,9S,11aR,11bR,13aS)-1-iso propyl-5a,5b,8,8,11a-pentamethyl-3a-(2-methyl-2-(quinoline-2-carboxamido)propanamido)-2-oxo-3,3a,4,5,5a,5b,6,7,7a,8,9,10,11,11a,11b,12,13,13a-octadecahydro-2H-cyclopenta[a] chrysen-9-yl)oxy)carbonyl)-2,2-dimethylcyclobutane-1-carboxylic acid:



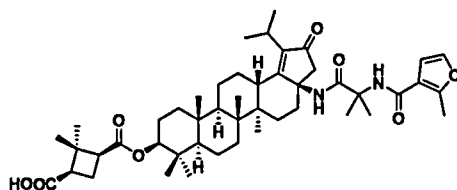
Intermediate 1 was coupled with quinoline-2-carboxylic acid followed by hydrolysis gave the desired product as a white solid. ¹H NMR (300 MHz, DMSO-d₆): δ ppm 12.13 (s, 1H), 8.98 (s, 1H), 8.59 (d, J = 8.7 Hz, 1H), 8.16 (d, J = 8.7 Hz, 1H), 8.119-8.092 (m, 2H), 7.90-7.85 (m, 1H), 7.75-7.70 (m, 2H), 4.37-4.32 (t, 1H), 3.12-3.07 (m, 2H), 2.85-2.73 (m, 3H), 2.40-2.12 (m, 5H), 1.92-1.79 (m, 5H), 1.60 (m, 9H), 1.31-1.26 (m, 6H), 1.17-1.10 (m, 8H), 0.91-0.88 (m, 11H), 0.81-0.79 (m, 10H); ESI-MS: m/z 858.55 (M+Na)⁺. HPLC: 97.06%.

Example 29: Preparation of (1R,3S)-3-((((3aR,5aR,5bR,7aR,9S,11aR,11bR,13aS)-1-iso propyl-5a,5b,8,8,11a-pentamethyl-3a-(2-methyl-2-(3-methylpicolinamido)propanamido)-2-oxo-3,3a,4,5,5a,5b,6,7,7a,8,9,10,11,11a,11b,12,13,13a-octadecahydro-2H-cyclopenta[a] chrysen-9-yl)oxy)carbonyl)-2,2-dimethylcyclobutane-1-carboxylic acid:



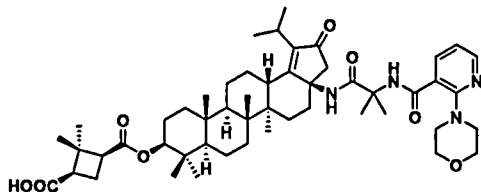
Intermediate 1 was coupled with 3-methylpicolinic acid followed by hydrolysis gave the desired product as a white solid. ¹H NMR (300 MHz, DMSO-d₆): δ ppm 12.18 (brs, 1H), 8.66 (s, 1H), 8.47-8.45 (m, 1H), 7.76-7.73 (m, 1H), 7.51-7.45 (m, 2H), 4.37-4.32 (m, 1H), 3.12-3.07 (m, 2H), 2.84-2.73 (m, 4H), 2.53 (brs, 3H), 2.42 (brs, 1H), 2.34-2.23 (m, 2H), 2.15 (brs, 1H), 2.09 (brs, 1H), 1.92-1.83 (m, 3H), 1.52-1.49 (m, 8H), 1.36 (m, 4H), 1.26-1.23 (m, 3H), 1.14-1.10 (m, 9H), 1.03-1.00 (m, 2H), 0.90-0.89 (m, 9H), 0.81-0.79 (m, 10H); ESI-MS: m/z 799.73 (M+H)⁺; HPLC: 99.31%.

Example 30: Preparation of (1R,3S)-3-((((3aR,5aR,5bR,7aR,9S,11aR,11bR,13aS)-1-iso propyl-5a,5b,8,8,11a-pentamethyl-3a-(2-methyl-2-(2-methylfuran-3-carboxamido)propan amido)-2-oxo-3,3a,4,5,5a,5b,6,7,7a,8,9,10,11,11a,11b,12,13,13a-octadecahydro-2H-cyclo penta[a]chrysen-9-yl)oxy)carbonyl)-2,2-dimethylcyclobutane-1-carboxylic acid:



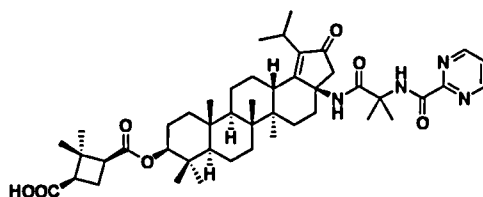
Intermediate 1 was coupled with 2-methylfuran-3-carboxylic acid followed by hydrolysis gave the desired product as a white solid. ¹H NMR (300 MHz, DMSO-d₆): δ ppm 12.14 (brs, 1H), 7.64 (s, 1H), 7.519 (d, *J*_{AB} = 1.5 Hz, 1H), 7.29 (s, 1H), 6.915 (d, *J*_{AB} = 1.5 Hz, 1H), 4.38-4.33 (m, 1H), 3.11-3.07 (m, 1H), 2.88-2.67 (m, 5H), 2.48-2.46 (m, 4H), 2.40-2.15 (m, 4H), 2.09-2.03 (m, 1H), 1.92-1.58 (m, 10H), 1.40-1.36 (m, 6H), 1.28-1.17 (m, 5H), 1.16-1.10 (m, 8H), 1.06-0.97 (m, 3H), 0.95-0.80 (m, 15H); ESI-MS: *m/z* 788.73 (M+H)⁺; HPLC: 99.08%.

Example 31: Preparation of (1R,3S)-3-((((3aR,5aR,5bR,7aR,9S,11aR,11bR,13aS)-1-iso propyl-5a,5b,8,8,11a-pentamethyl-3a-(2-methyl-2-(2-morpholinonicotinamido)propan amido)-2-oxo-3,3a,4,5,5a,5b,6,7,7a,8,9,10,11,11a,11b,12,13,13a-octadecahydro-2H-cyclo penta[a]chrysen-9-yl)oxy)carbonyl)-2,2-dimethylcyclobutane-1-carboxylic acid:



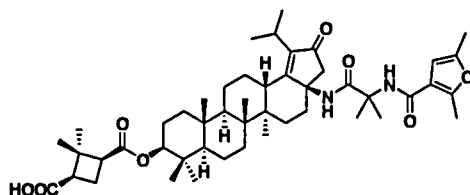
Intermediate 1 was coupled with 2-morpholinonicotinic acid followed by hydrolysis gave the desired product as a white solid. ¹H NMR (300 MHz, DMSO-d₆): δ ppm 12.09-12.06 (brs, 1H), 9.06 (s, 1H), 8.31-8.29 (m, 1H), 7.96-7.93 (m, 1H), 7.63 (s, 1H), 7.05-7.01 (m, 1H), 4.36 (m, 1H), 3.69 (brs, 4H), 3.13-3.07 (m, 6H), 2.79-2.72 (m, 4H), 2.40-2.12 (m, 6H), 1.96-1.78 (m, 5H), 1.61-1.55 (m, 11H), 1.39-1.26 (m, 10H), 1.15-1.04 (m, 12H), 0.91-0.81 (m, 9H); ESI-MS: *m/z* 871.78 (M+H)⁺; HPLC: 93.74%.

Example 32: Preparation of (1R,3S)-3-((((3aR,5aR,5bR,7aR,9S,11aR,11bR,13aS)-1-iso propyl-5a,5b,8,8,11a-pentamethyl-3a-(2-methyl-2-(pyrimidine-2-carboxamido)propanamido)-2-oxo-3,3a,4,5,5a,5b,6,7,7a,8,9,10,11,11a,11b,12,13,13a-octadecahydro-2H-cyclopenta[a] chrysen-9-yl)oxy)carbonyl)-2,2-dimethylcyclobutane-1-carboxylic acid:



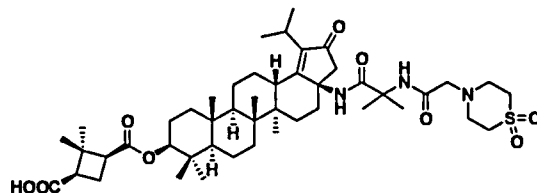
Intermediate 1 was coupled with pyrimidine-2-carboxylic acid followed by hydrolysis gave the desired product as a white solid. ¹H NMR (300 MHz, DMSO-d₆): δ ppm 12.12 (brs, 1H) 8.98-8.97 (m, 3H), 7.72-7.67 (m, 2H), 4.35 (m, 1H), 3.13-3.07 (m, 1H), 2.82-2.73 (m, 4H), 2.44-2.12 (m, 4H), 1.92-1.85 (m, 3H), 1.83-1.63 (m, 3H), 1.48 (m, 3H), 1.35-1.26 (m, 9H), 1.15-1.10 (m, 8H), 1.03-0.99 (m, 2H), 0.902-0.88 (m, 10H), 0.81-0.80 (m, 12H); ESI-MS: m/z 787.62 (M+H)⁺; HPLC: 92.90%.

Example 33: Preparation of (1R,3S)-3-((((3aR,5aR,5bR,7aR,9S,11aR,11bR,13aS)-3a-(2-(2,5-dimethylfuran-3-carboxamido)-2-methylpropanamido)-1-isopropyl-5a,5b,8,8,11a-pentamethyl-2-oxo-3,3a,4,5,5a,5b,6,7,7a,8,9,10,11,11a,11b,12,13,13a-octadecahydro-2H-cyclopenta[a]chrysen-9-yl)oxy)carbonyl)-2,2-dimethylcyclobutane-1-carboxylic acid:



Intermediate 1 was coupled with 2,5-dimethylfuran-3-carboxylic acid followed by hydrolysis gave the desired product as a white solid. ¹H NMR (300 MHz, DMSO-d₆): δ ppm 12.17 (brs, 1H), 7.51 (s, 1H), 7.27 (s, 1H), 6.49 (s, 1H), 4.38-4.32 (m, 1H), 3.11-3.07 (m, 1H), 2.87-2.73 (m, 3H), 2.44-2.38 (m, 4H), 2.31-2.22 (m, 5H), 2.09-2.03 (m, 1H), 1.92-1.83 (m, 3H), 1.75-1.58 (m, 5H), 1.38-1.37 (m, 9H), 1.30-1.26 (m, 5H), 1.13-1.10 (m, 9H), 1.02 (m, 2H), 0.95-0.81 (m, 18H); ESI-MS: m/z 803.59 (M+H)⁺; HPLC: 95.83%.

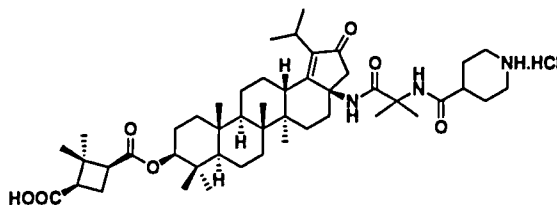
Example 34: Preparation of (1R,3S)-3-((((3aR,5aR,5bR,7aR,9S,11aR,11bR,13aS)-3a-(2-(2-(1,1-dioxidothiomorpholino)acetamido)-2-methylpropanamido)-1-isopropyl-5a,5b,8,8,11a-pentamethyl-2-oxo-3,3a,4,5,5a,5b,6,7,7a,8,9,10,11,11a,11b,12,13,13a-octadecahydro-2H-cyclopenta[a]chrysen-9-yl)oxy)carbonyl)-2,2-dimethylcyclobutane-1-carboxylic acid:



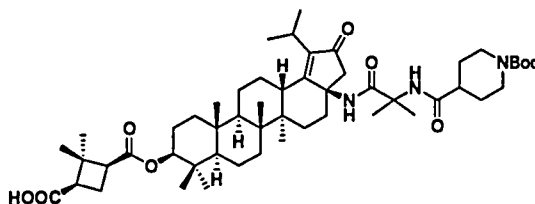
Intermediate 1 was coupled with 4-(carboxymethyl)thiomorpholin-4-ium 1,1-dioxide 2,2,2-trifluoroacetate (Intermediate 22) followed by hydrolysis gave the desired product as a

white solid. ^1H NMR (300 MHz, DMSO- d_6): δ ppm 12.19 (brs, 1H), 7.15 (s, 1H), 6.73 (brs, 1H), 4.38-4.33 (m, 1H), 3.11-3.07 (m, 1H), 2.86-2.73 (m, 3H), 2.39-2.27 (m, 3H), 2.17-1.99 (m, 2H), 1.92-1.87 (m, 3H), 1.69-1.56 (m, 8H), 1.39-1.27 (m, 21H), 1.14-1.09 (m, 12H), 0.91-0.81 (m, 16H); HPLC: 94.66%.

- 5 **Example 35: Preparation of (1R,3S)-3-((((3aR,5aR,5bR,7aR,9S,11aR,11bR,13aS)-1-isopropyl-5a,5b,8,8,11a-pentamethyl-3a-(2-methyl-2-(piperidine-4-carboxamido)propanamido)-2-oxo-3,3a,4,5,5a,5b,6,7,7a,8,9,10,11,11a,11b,12,13,13a-octadecahydro-2H-cyclopenta[a]chrysen-9-yl)oxy)carbonyl)-2,2-dimethylcyclobutane-1-carboxylic acid hydrochloride:**



- 10 **Step 1: Synthesis of (1R,3S)-3-((((3aR,5aR,5bR,7aR,9S,11aR,11bR,13aS)-3a-(2-(1-(tert-butoxycarbonyl)piperidine-4-carboxamido)-2-methylpropanamido)-1-isopropyl-5a,5b,8,8,11a-pentamethyl-2-oxo-3,3a,4,5,5a,5b,6,7,7a,8,9,10,11,11a,11b,12,13,13a-octadecahydro-2H-cyclopenta[a]chrysen-9-yl)oxy)carbonyl)-2,2-dimethylcyclobutane-1-carboxylic acid:**



- 15 Intermediate 1 was coupled with 1-(tert-butoxycarbonyl) piperidine-4-carboxylic acid followed by hydrolysis gave the desired product as a white solid. ^1H NMR (300 MHz, DMSO- d_6): δ ppm 12.16 (brs, 1H), 7.14 (s, 1H), 6.09 (s, 1H), 4.47-4.42 (m, 1H), 4.11 (brs, 2H), 3.15 (m, 1H), 3.02-2.57 (m, 8H), 2.28-2.22 (m, 3H), 2.05-1.83 (m, 3H), 1.67-1.62 (m, 4H), 1.56-1.54 (m, 7H), 1.45-1.40 (m, 13H), 1.36-1.34 (s, 6H), 1.28-1.20 (m, 9H), 1.13 (s, 3H), 0.96-0.91 (m, 11H), 0.85 (m, 7H); ESI-MS: m/z 892.53 ($M+H$) $^+$.

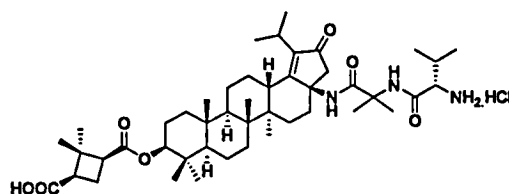
- 20 **Step 2: Synthesis of (1R,3S)-3-((((3aR,5aR,5bR,7aR,9S,11aR,11bR,13aS)-1-isopropyl-5a,5b,8,8,11a-pentamethyl-3a-(2-methyl-2-(piperidine-4-carboxamido)propanamido)-2-oxo-3,3a,4,5,5a,5b,6,7,7a,8,9,10,11,11a,11b,12,13,13a-octadecahydro-2H-cyclopenta[a]chrysen-9-yl)oxy)carbonyl)-2,2-dimethylcyclobutane-1-carboxylic acid hydrochloride:**

- 25 To a stirred solution of (1R,3S)-3-((((3aR,5aR,5bR,7aR,9S,11aR,11bR,13aS)-3a-(2-(1-(tert-butoxycarbonyl)piperidine-4-carboxamido)-2-methylpropanamido)-1-isopropyl-5a,5b,8,8,11a-pentamethyl-2-oxo-3,3a,4,5,5a,5b,6,7,7a,8,9,10,11,11a,11b,12,13,13a-octadeca

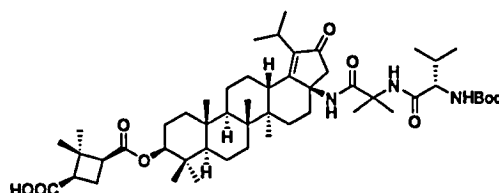
hydro-2H-cyclopenta[a]chrysen-9-yl)oxy)carbonyl)-2,2-dimethylcyclobutane-1-carboxylic acid (step 1, 0.52 g, 0.58 mmol, 1.0 eq) in DCM (15 ml) then cooled to 0 °C and added 1,4-Dioxane.Hcl (10 ml) then the reaction mixture was stirred at room temperature for about 14 hours. TLC indicated starting material was consumed and the desired product was observed.

- 5 The organic phase was evaporated under reduced pressure to get the solid compound, that solid compound was stirred in MTBE for about 1 hour and filtered through Buchner funnel then the solid was washed with n-pentane then the solid compound was filtered through the Buchner funnel to obtain the desired product (210 mg, yield: 43.75%) as a white solid. ¹H NMR (300 MHz, DMSO-d₆): δ ppm 12.16 (brs, 1H), 8.91-8.88 (m, 1H), 8.43-8.37 (m, 1H), 7.88 (s, 1H), 7.24 (s, 1H), 4.38-4.33 (m, 1H), 3.26-3.22 (m, 2H), 3.07 (s, 2H), 2.85-2.83 (m, 3H), 2.39-2.31 (m, 2H), 2.06-1.58 (m, 14H), 1.48-1.32 (m, 14H), 1.27-1.10 (m, 16H), 1.07-0.81 (m, 15H); ESI-MS: m/z 792.57 (M+H)⁺; HPLC: 91.08%, Chloride content is 4.2%.

- 10 Example 36: Preparation of (1R,3S)-3-((((3aR,5aR,5bR,7aR,9S,11aR,11bR,13aS)-3a-(2-((S)-2-amino-3-methylbutanamido)-2-methylpropanamido)-1-isopropyl-5a,5b,8,8,11a-penta
methyl-2-oxo-3,3a,4,5,5a,5b,6,7,7a,8,9,10,11,11a,11b,12,13,13a-octadecahydro-2H-cyclo
penta[a]chrysen-9-yl)oxy)carbonyl)-2,2-dimethylcyclobutane-1-carboxylic acid
hydrochloride:



- 20 *Step 1: Synthesis of (1R,3S)-3-((((3aR,5aR,5bR,7aR,9S,11aR,11bR,13aS)-3a-(2-((S)-2-((tert-butoxycarbonyl)amino)-3-methylbutanamido)-2-methylpropanamido)-1-isopropyl-5a,5b,8,8,11a-pentamethyl-2-oxo-3,3a,4,5,5a,5b,6,7,7a,8,9,10,11,11a,11b,12,13,13a-octadecahydro-2H-cyclopenta[a]chrysen-9-yl)oxy)carbonyl)-2,2-dimethylcyclobutane-1-carboxylic acid:*

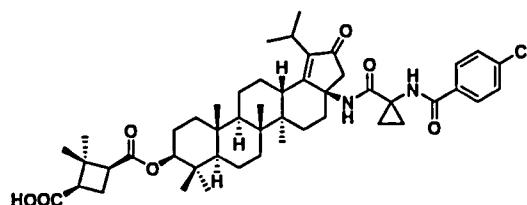


- 25 Intermediate 1 was coupled with (tert-butoxycarbonyl)-L-valine followed by hydrolysis gave the desired product as a white solid. ¹H NMR (300 MHz, DMSO-d₆): δ ppm 12.09 (brs, 1H), 7.98-6.91 (m, 3H), 4.38-4.33 (m, 1H), 3.67-3.54 (m, 1H), 3.11-3.07 (m, 2H), 2.83-2.79 (m, 2H), 2.39-2.09 (m, 2H), 2.01-1.86 (m, 6H), 1.75-1.49 (m, 7H), 1.38-1.26 (m, 24H), 1.13-1.107 (m, 12H), 0.91-0.82 (m, 20H); ESI-MS: m/z 880.48 (M+H)⁺.

Step 2: Synthesis of (1R,3S)-3-((((3aR,5aR,5bR,7aR,9S,11aR,11bR,13aS)-3a-(2-((S)-2-amino-3-methylbutanamido)-2-methylpropanamido)-1-isopropyl-5a,5b,8,8,11a-pentamethyl-2-oxo-3,3a,4,5,5a,5b,6,7,7a,8,9,10,11,11a,11b,12,13,13a-octadecahydro-2H-cyclopenta[a]chrysen-9-yl)oxy)carbonyl)-2,2-dimethylcyclobutane-1-carboxylic acid hydrochloride:

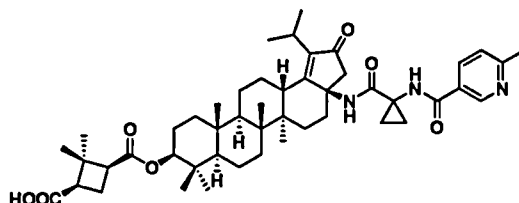
5 To a stirred solution of (1R,3S)-3-((((3aR,5aR,5bR,7aR,9S,11aR,11bR,13aS)-3a-(2-((S)-2-((tert-butoxycarbonyl)amino)-3-methylbutanamido)-2-methylpropanamido)-1-isopropyl-5a,5b,8,8,11a-pentamethyl-2-oxo-3,3a,4,5,5a,5b,6,7,7a,8,9,10,11,11a,11b,12,13,13a-octadecahydro-2H-cyclopenta[a]chrysen-9-yl)oxy)carbonyl)-2,2-dimethylcyclobutane-1-carboxylic acid (step 1, 0.52 g, 0.58 mmol, 1.0 eq) in DCM (15 ml) then cool to 0 °C and added
10 1,4-Dioxane.Hcl (10 ml) then the reaction was stirred at room temperature for about 14 hours. TLC indicated starting material was consumed and the desired product was observed. The organic phase was evaporated under reduced pressure to get the solid compound, that solid compound was stirred in MTBE for about 1 hour and filtered through Buchner funnel then the solid was washed with n-pentane then the solid compound was filtered through the Buchner
15 funnel to obtain the desired product (55 mg, yield: 14.86%) as a white solid. ¹H NMR (300 MHz, DMSO-d₆): δ ppm 12.08 (brs, 1H), 8.56-8.40 (m, 3H), 7.32-7.26 (m, 1H), 4.38-4.36 (m, 1H), 3.62 (brs, 1H), 3.17-3.07 (m, 2H), 2.82-2.73 (m, 3H), 2.39-2.03 (m, 5H), 1.92-1.86 (m, 3H), 1.77-1.65 (m, 7H), 1.46-1.34 (m, 12H), 1.26 (s, 4H), 1.13-1.06 (m, 12H), 0.90-0.81 (m, 19H); ESI-MS: m/z 802.68 (M+Na)⁺; HPLC: 95.54%, Chloride content 4.65%.

20 Example 37: Preparation of (1R,3S)-3-((((3aR,5aR,5bR,7aR,9S,11aR,11bR,13aS)-3a-(1-(4-chlorobenzamido)cyclopropane-1-carboxamido)-1-isopropyl-5a,5b,8,8,11a-pentamethyl-2-oxo-3,3a,4,5,5a,5b,6,7,7a,8,9,10,11,11a,11b,12,13,13a-octadecahydro-2H-cyclopenta[a]chrysen-9-yl)oxy)carbonyl)-2,2-dimethylcyclobutane-1-carboxylic acid:



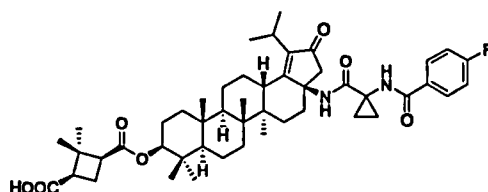
25 Intermediate 3 was coupled with 4-chlorobenzoic acid followed by hydrolysis gave the desired product as a white solid. ¹H NMR (300 MHz, DMSO-d₆): δ ppm 12.14 (s, 1H), 8.85 (s, 1H), 7.93 (d, J = 6.0 Hz, 2H), 7.57 (d, J = 6.0 Hz, 2H), 7.48 (s, 1H), 4.36-4.31 (m, 1H), 3.11-3.07 (m, 2H), 2.83-2.67 (m, 5H), 2.38-2.12 (m, 6H), 1.89-1.83 (m, 3H), 1.71-1.63 (m, 4H), 1.57-1.47 (m, 8H), 1.43-1.39 (m, 11H), 1.29-1.26 (m, 6H), 1.12-0.80 (m, 12H); ESI-MS:
30 m/z 817.45 (M+H)⁺; HPLC: 97.69%.

Example 38: Preparation of (1R,3S)-3-((((3aR,5aR,5bR,7aR,9S,11aR,11bR,13aS)-1-isopropyl-5a,5b,8,8,11a-pentamethyl-3a-(1-(6-methylnicotinamido)cyclopropane-1-carboxamido)-2-oxo-3,3a,4,5,5a,5b,6,7,7a,8,9,10,11,11a,11b,12,13,13a-octadecahydro-2H-cyclopenta[a]chrysen-9-yl)oxy)carbonyl)-2,2-dimethylcyclobutane-1-carboxylic acid:



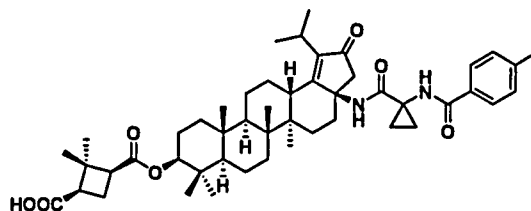
Intermediate 3 was coupled with 6-methylnicotinic acid followed by hydrolysis gave the desired product as a white solid. ¹H NMR (300 MHz, DMSO-d₆): δ ppm 12.16 (brs, 1H), 8.95-8.86 (m, 2H), 8.14-8.11 (m, 1H), 7.50-7.36 (m, 2H), 4.37-4.31 (m, 1H), 3.11-3.07 (m, 1H), 2.83-2.76 (m, 2H), 2.45-2.07 (m, 6H), 1.89-1.83 (m, 2H), 1.71-1.47 (m, 9H), 1.44-1.26 (m, 20H), 1.29-1.07 (m, 4H), 1.03-0.80 (m, 16H); ESI-MS: m/z 820.44 (M+H)⁺ HPLC: 96.39%.

Example 39: Preparation of (1R,3S)-3-((((3aR,5aR,5bR,7aR,9S,11aR,11bR,13aS)-3a-(1-(4-fluorobenzamido)cyclopropane-1-carboxamido)-1-isopropyl-5a,5b,8,8,11a-pentamethyl-2-oxo-3,3a,4,5,5a,5b,6,7,7a,8,9,10,11,11a,11b,12,13,13a-octadecahydro-2H-cyclopenta[a]chrysen-9-yl)oxy)carbonyl)-2,2-dimethylcyclobutane-1-carboxylic acid:



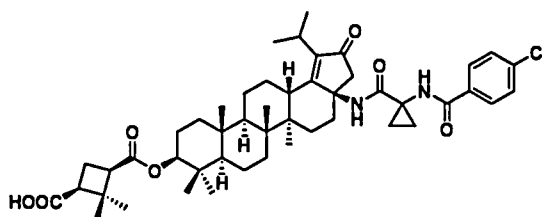
Intermediate 3 was coupled with 4-fluorobenzoic acid followed by hydrolysis gave the desired product as a white solid. ¹H NMR (300 MHz, DMSO-d₆): δ ppm 12.14 (s, 1H), 8.81-8.00 (s, 1H), 7.98-7.96 (m, 2H), 7.49 (s, 1H), 7.36-7.30 (m, 2H), 4.36-4.31 (m, 1H), 3.17-3.07 (m, 2H), 2.83-2.76 (m, 2H), 2.45-2.12 (m, 5H), 1.89-1.83 (m, 2H), 1.73-1.57 (m, 9H), 1.47-1.43 (m, 11H), 1.26-1.12 (m, 9H), 1.10-1.03 (m, 5H), 1.00-0.90 (m, 12H); ESI-MS: m/z 823.35 (M+Na)⁺; HPLC: 99.10%.

Example 40: Preparation of (1R,3S)-3-((((3aR,5aR,5bR,7aR,9S,11aR,11bR,13aS)-1-isopropyl-5a,5b,8,8,11a-pentamethyl-3a-(1-(4-methylbenzamido)cyclopropane-1-carboxamido)-2-oxo-3,3a,4,5,5a,5b,6,7,7a,8,9,10,11,11a,11b,12,13,13a-octadecahydro-2H-cyclopenta[a]chrysen-9-yl)oxy)carbonyl)-2,2-dimethylcyclobutane-1-carboxylic acid:



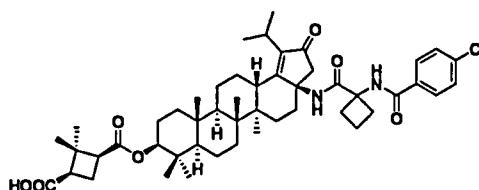
Intermediate 3 was coupled with 4-methylbenzoic acid followed by hydrolysis gave the desired product as a white solid. ^1H NMR (300 MHz, DMSO- d_6): δ ppm 12.03 (brs, 1H), 8.74 (s, 1H), 7.80 (d, $J = 6.0$ Hz, 2H), 7.43 (s, 1H), 7.28 (d, $J = 6.0$ Hz, 2H), 4.36-4.31 (m, 1H), 3.11-3.07 (m, 1H), 2.82-2.73 (m, 3H), 2.45 (m, 1H), 2.39-2.12 (m, 8H), 1.92-1.83 (m, 2H), 1.71-1.40 (m, 9H), 1.26 (m, 8H), 1.12-1.10 (m, 9H), 1.02-1.00 (m, 4H), 0.90-0.87 (m, 5H), 0.84-0.80 (m, 10H); ESI-MS: m/z 819.16 ($M+\text{Na}$) $^+$; HPLC: 98.11%.

Example 41: Preparation of (1S,3R)-3-((((3aR,5aR,5bR,7aR,9S,11aR,11bR,13aS)-3a-(1-(4-chlorobenzamido)cyclopropane-1-carboxamido)-1-isopropyl-5a,5b,8,8,11a-pentamethyl-2-oxo-3,3a,4,5,5a,5b,6,7,7a,8,9,10,11,11a,11b,12,13,13a-octadecahydro-2H-cyclopenta[a]chrysen-9-yl)oxy)carbonyl)-2,2-dimethylcyclobutane-1-carboxylic acid:



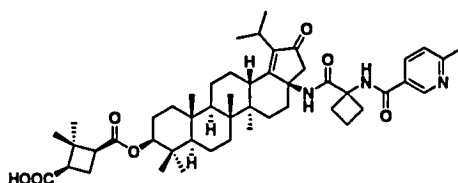
Intermediate 4 was coupled with 4-chlorobenzoic acid followed by hydrolysis gave the desired product as a white solid. ^1H NMR (300 MHz, DMSO- d_6): δ ppm 12.14 (s, 1H), 8.85 (s, 1H), 7.93 (d, $J = 6.0$ Hz, 2H), 7.57 (d, $J = 6.0$ Hz, 2H), 7.48 (s, 1H), 4.36-4.31 (m, 1H), 3.11-3.07 (m, 1H), 2.87-2.73 (m, 3H), 2.45-2.38 (m, 1H), 2.33-2.22 (m, 2H), 2.18-2.12 (m, 1H), 1.98-1.82 (m, 2H), 1.73-1.40 (m, 8H), 1.29-1.26 (m, 10H), 1.17-1.10 (m, 7H), 1.01-0.93 (m, 4H), 0.89 (s, 3H), 0.84 (s, 3H), 0.79 (s, 12H); ESI-MS: m/z 817.50 ($M+\text{H}$) $^+$; HPLC: 93.55%.

Example 42: Preparation of (1R,3S)-3-((((3aR,5aR,5bR,7aR,9S,11aR,11bR,13aS)-3a-(1-(4-chlorobenzamido)cyclobutane-1-carboxamido)-1-isopropyl-5a,5b,8,8,11a-pentamethyl-2-oxo-3,3a,4,5,5a,5b,6,7,7a,8,9,10,11,11a,11b,12,13,13a-octadecahydro-2H-cyclopenta[a]chrysen-9-yl)oxy) carbonyl)-2,2-dimethylcyclobutane-1-carboxylic acid:



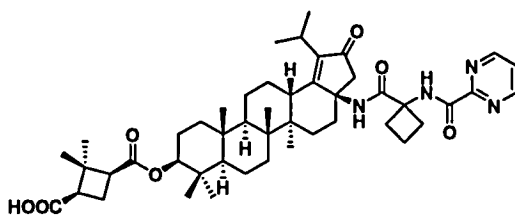
Intermediate 5 was coupled with 4-chlorobenzoic acid followed by hydrolysis gave the desired product as a white solid. ¹H NMR (300 MHz, DMSO-d₆): δ ppm 12.14 (brs, 1H), 8.79 (s, 1H), 7.955 (d, *J* = 9.0 Hz, 2H), 7.565 (d, *J* = 9.0 Hz, 2H), 7.44 (s, 1H), 4.35–4.30 (m, 1H), 3.11–3.04 (m, 1H), 2.82–2.66 (m, 3H), 2.44–2.38 (m, 1H), 2.30–2.19 (m, 6H), 1.92–1.38 (m, 12H), 1.26 (brs, 8H), 1.15–1.10 (m, 7H), 0.98 (s, 3H), 0.90 (s, 3H), 0.83 (s, 3H), 0.79–0.77 (m, 6H), 0.72 (s, 3H), 0.58 (s, 3H); ESI-MS: *m/z* 853.62 (M+Na)⁺; HPLC: 98.95%.

Example 43: Preparation of (1R,3S)-3-((((3aR,5aR,5bR,7aR,9S,11aR,11bR,13aS)-1-isopropyl-5a,5b,8,8,11a-pentamethyl-3a-(1-(6-methylnicotinamido)cyclobutane-1-carboxamido)-2-oxo-3,3a,4,5,5a,5b,6,7,7a,8,9,10,11,11a,11b,12,13,13a-octadecahydro-2H-cyclopenta[a]chrysen-9-yl)oxy)carbonyl)-2,2-dimethylcyclobutane-1-carboxylic acid:



Intermediate 5 was coupled with 6-methylnicotinic acid followed by hydrolysis gave the desired product as a white solid. ¹H NMR (300 MHz, DMSO-d₆): δ ppm 12.09 (brs, 1H), 8.98–8.83 (m, 2H), 8.17–8.13 (m, 1H), 7.46–7.36 (m, 2H), 4.35–4.30 (m, 1H), 3.11–3.07 (m, 1H), 2.94–2.68 (m, 4H), 2.59–2.56 (m, 2H), 2.44–2.13 (m, 6H), 1.89–1.76 (m, 13H), 1.26–1.23 (m, 8H), 1.15–1.11 (m, 7H), 0.97 (m, 3H), 0.90–0.71 (m, 15H), 0.58 (s, 3H); ESI-MS: *m/z* 812.52 (M+H)⁺; HPLC: 94.64%.

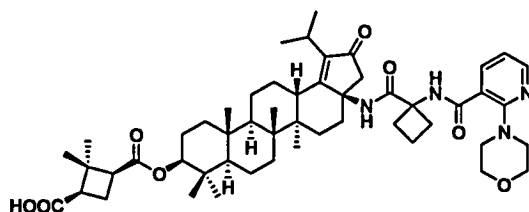
Example 44: Preparation of (1R,3S)-3-((((3aR,5aR,5bR,7aR,9S,11aR,11bR,13aS)-1-isopropyl-5a,5b,8,8,11a-pentamethyl-2-oxo-3a-(1-(pyrimidine-2-carboxamido)cyclobutane-1-carboxamido)-3,3a,4,5,5a,5b,6,7,7a,8,9,10,11,11a,11b,12,13,13a-octadecahydro-2H-cyclopenta[a]chrysen-9-yl)oxy)carbonyl)-2,2-dimethylcyclobutane-1-carboxylic acid:



Intermediate 5 was coupled with pyrimidine-2-carboxylic acid followed by hydrolysis gave the desired product as a white solid. ¹H NMR (300 MHz, DMSO-d₆): δ ppm 12.12 (brs, 1H), 9.31 (s, 1H), 9.00–8.99 (m, 2H), 7.74–7.70 (m, 1H), 7.51 (s, 1H), 4.35–4.29 (m, 1H), 3.10–3.06 (m, 1H), 2.82–2.75 (m, 2H), 2.72–2.63 (m, 3H), 2.34–2.18 (m, 6H), 1.92–1.36 (m, 12H),

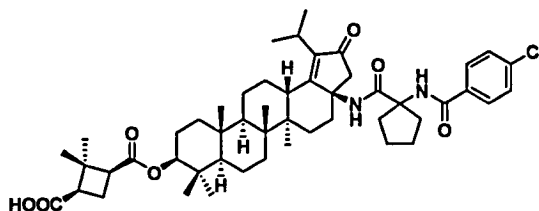
1.26-1.11 (m, 15H), 1.01-0.97 (m, 2H), 0.90 (brs, 3H), 0.82-0.68 (m, 12H), 0.42 (brs, 3H); ESI-MS: m/z 799.79 ($M+H$)⁺; HPLC: 98.35%.

Example 45: Preparation of (1R,3S)-3-((((3aR,5aR,5bR,7aR,9S,11aR,11bR,13aS)-1-isopropyl-5a,5b,8,8,11a-pentamethyl-3a-(1-(2-morpholinonicotinamido)cyclobutane-1-carboxamido)-2-oxo-3,3a,4,5,5a,5b,6,7,7a,8,9,10,11,11a,11b,12,13,13a-octadecahydro-2H-cyclopenta[a] chrysen-9-yl)oxy)carbonyl)-2,2-dimethylcyclobutane-1-carboxylic acid:



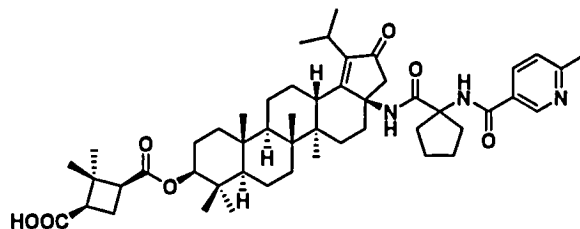
Intermediate 5 was coupled with 2-morpholinonicotinic acid followed by hydrolysis gave the desired product as a white solid. ¹H NMR (300 MHz, DMSO- d_6): δ ppm 12.15 (brs, 1H), 8.94 (s, 1H), 8.27-8.25 (m, 1H), 7.86-7.83 (m, 1H), 7.48 (s, 1H), 6.95-6.91 (m, 1H), 4.37-4.32 (m, 1H), 3.67 (brs, 4H), 3.25 (bs, 2H), 3.11-3.07 (m, 2H), 2.79-2.73 (m, 3H), 2.50 (m, 2H), 2.41-2.14 (m, 6H), 1.91-1.78 (m, 7H), 1.57-1.46 (m, 6H), 1.31-1.26 (m, 6H), 1.14-1.10 (m, 9H), 0.90-0.88 (m, 10H), 0.81-0.80 (m, 10H); ESI-MS: m/z 905.84 ($M+Na$)⁺; HPLC: 97.06%.

Example 46: Preparation of (1R,3S)-3-((((3aR,5aR,5bR,7aR,9S,11aR,11bR,13aS)-3a-(1-(4-chlorobenzamido) cyclopentane-1-carboxamido)-1-isopropyl-5a,5b,8,8,11a-pentamethyl-2-oxo-3,3a,4,5,5a,5b,6,7,7a,8,9,10,11,11a,11b,12,13,13a-octadecahydro-2H-cyclopenta[a] chrysen-9-yl)oxy)carbonyl)-2,2-dimethylcyclobutane-1-carboxylic acid:



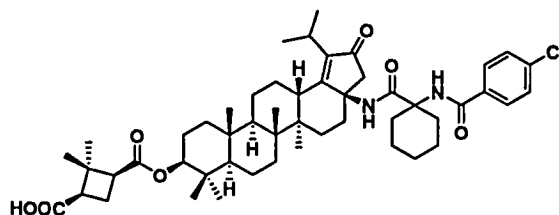
Intermediate 6 was coupled with 4-chlorobenzoic acid followed by hydrolysis gave the desired product as a white solid. ¹H NMR (300 MHz, DMSO- d_6): δ ppm 12.08 (brs, 1H), 8.31 (s, 1H), 7.93 (d, J = 9.0 Hz, 2H), 7.54 (d, J = 9.0 Hz, 2H), 7.43 (s, 1H), 4.36-4.30 (m, 1H), 3.10-3.07 (m, 1H), 2.79 (m, 3H), 2.38-2.23 (m, 3H), 2.16-2.08 (m, 3H), 1.95-1.82 (m, 4H), 1.76-1.57 (m, 8H), 1.43-1.39 (m, 2H), 1.26 (brs, 8H), 1.03-1.10 (m, 8H), 1.04-0.96 (m, 2H), 0.90 (brs, 3H), 0.83-0.76 (m, 12H), 0.69 (brs, 3H); ESI-MS: m/z 845.21 ($M+H$)⁺; HPLC: 95.88%.

Example 47: Preparation of (1R,3S)-3-((((3aR,5aR,5bR,7aR,9S,11aR,11bR,13aS)-1-isopropyl-5a,5b,8,8,11a-pentamethyl-3a-(1-(6-methylnicotinamido)cyclopentane-1-carboxamido)-2-oxo-3,3a,4,5,5a,5b,6,7,7a,8,9,10,11,11a,11b,12,13,13a-octadecahydro-2H-cyclopenta[a] chrysen-9-yl)oxy)carbonyl)-2,2-dimethylcyclobutane-1-carboxylic acid:



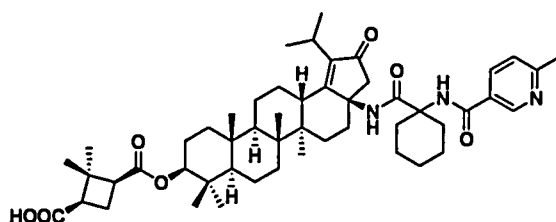
Intermediate 6 was coupled with 6-methylnicotinic acid followed by hydrolysis gave the desired product as a white solid. ^1H NMR (300 MHz, DMSO-d_6): δ ppm 12.16 (brs, 1H), 8.95 (s, 1H), 8.34 (s, 1H), 8.15-8.11 (m, 1H), 7.43 (s, 1H), 7.37-7.34 (m, 1H), 4.36-4.31 (m, 1H), 3.11-3.06 (m, 1H), 2.79-2.76 (m, 1H), 2.39 (m, 1H), 2.16-2.07 (m, 4H), 1.95-1.43 (m, 16H), 1.39-1.25 (m, 11H), 1.14-1.12 (m, 7H), 1.04-0.99 (m, 2H), 0.96-0.86 (m, 18H), 0.84 (brs, 3H); ESI-MS: m/z 848.44 ($\text{M}+\text{Na}^+$); HPLC: 99.78%.

Example 48: Preparation of (1R,3S)-3-((((3aR,5aR,5bR,7aR,9S,11aR,11bR,13aS)-3a-(1-(4-chlorobenzamido) cyclohexane-1-carboxamido)-1-isopropyl-5a,5b,8,8,11a-pentamethyl-2-oxo-3,3a,4,5, 5a,5b,6,7,7a,8,9,10,11,11a,11b,12,13,13a-octadecahydro-2H-cyclopenta[a] chrysen-9-yl)oxy)carbonyl)-2,2-dimethylcyclobutane-1-carboxylic acid:



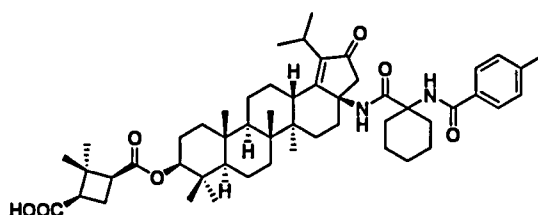
Intermediate 7 was coupled with 4-chlorobenzoic acid followed by hydrolysis gave the desired product as a white solid. ^1H NMR (300 MHz, DMSO-d_6): δ ppm 12.17 (brs, 1H), 7.90 (d, $J = 8.4$ Hz, 2H), 7.87 (s, 1H), 7.55 (d, $J = 8.4$ Hz, 2H), 7.30 (s, 1H), 4.37-4.31 (m, 1H), 3.11-3.07 (m, 1H), 2.82-2.76 (m, 3H), 2.31-2.06 (m, 6H), 1.89-1.71 (m, 8H), 1.63-1.39 (s, 10H), 1.31 (m, 10H), 1.26-1.10 (m, 9H), 1.01-0.90 (m, 2H), 0.85-0.80 (m, 14H); ESI-MS: m/z 859.30 ($\text{M}+\text{H}^+$); HPLC: 98.57%.

Example 49: Preparation of (1R,3S)-3-((((3aR,5aR,5bR,7aR,9S,11aR,11bR,13aS)-1-isopropyl-5a,5b,8,8,11a-pentamethyl-3a-(1-(6-methylnicotinamido)cyclohexane-1-carboxamido)-2-oxo-3,3a,4,5,5a,5b,6,7,7a,8,9,10,11,11a,11b,12,13,13a-octadecahydro-2H-cyclopenta[a] chrysen-9-yl)oxy)carbonyl)-2,2-dimethylcyclobutane-1-carboxylic acid:



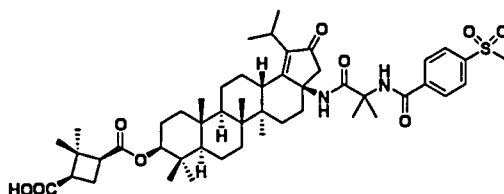
Intermediate 7 was coupled with 6-methylnicotinic acid followed by hydrolysis gave the desired product as a white solid. ^1H NMR (300 MHz, DMSO- d_6): δ ppm 12.16 (brs, 1H), 8.926-8.920 (m, 1H), 8.12-8.09 (m, 1H), 7.93 (s, 1H), 7.37-7.31 (m, 2H), 4.37-4.31 (m, 1H), 3.07-2.75 (brs, 3H), 2.41-2.35 (m, 2H), 2.21-2.06 (m, 2H), 1.89-1.75 (m, 5H), 1.52 (brs, 10H), 1.42-1.26 (m, 8H), 1.13-1.10 (m, 10H), 1.06-0.96 (m, 4H), 0.90-0.79 (m, 22H); ESI-MS: m/z 840.52 ($M+H$) $^+$; HPLC: 99.89%.

Example 50: Preparation of (1R,3S)-3-((((3aR,5aR,5bR,7aR,9S,11aR,11bR,13aS)-1-isopropyl-5a,5b,8,8,11a-pentamethyl-3a-(1-(4-methylbenzamido)cyclohexane-1-carboxamido)-2-oxo-3,3a,4,5,5a,5b,6,7,7a,8,9,10,11,11a,11b,12,13,13a-octadecahydro-2H-cyclopenta[a]chrysen-9-yl)oxy)carbonyl)-2,2-dimethylcyclobutane-1-carboxylic acid:

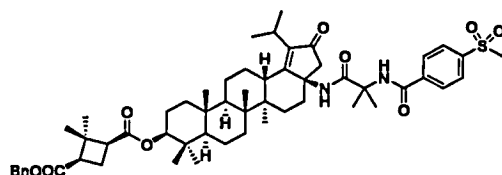


Intermediate 7 was coupled with 4-methylbenzoic acid followed by hydrolysis gave the desired product as a white solid. ^1H NMR (300 MHz, DMSO- d_6): δ ppm 12.18 (brs, 1H), 8.74 (s, 1H), 7.757 (d, J = 13.2 Hz, 2H), 7.34 (s, 1H), 7.291 (d, J = 13.2, Hz, 2H), 4.37-4.32 (m, 1H), 3.11-3.06 (m, 1H), 2.82-2.76 (m, 1H), 2.43-2.36 (m, 6H), 2.16-2.06 (m, 6H), 1.89-1.64 (m, 7H), 1.51 (brs, 9H), 1.32-1.26 (m, 10H), 1.13-1.11 (m, 8H), 1.06-1.02 (m, 4H), 0.90-0.86 (m, 14H); ESI-MS: m/z 839.46 ($M+H$) $^+$; HPLC: 92.98%.

Example 51: Preparation of (1R,3S)-3-((((3aR,5aR,5bR,7aR,9S,11aR,11bR,13aS)-1-isopropyl-5a,5b,8,8,11a-pentamethyl-3a-(2-methyl-2-(4-(methylsulfonyl)benzamido)propanamido)-2-oxo-3,3a,4,5,5a,5b,6,7,7a,8,9,10,11,11a,11b,12,13,13a-octadecahydro-2H-cyclopenta[a] chrysen-9-yl)oxy)carbonyl)-2,2-dimethylcyclobutane-1-carboxylic acid:



Step 1: Synthesis of 1-benzyl 3-((3aR,5aR,5bR,7aR,9S,11aR,11bR,13aS)-1-isopropyl-5a,5b,8,8,11a-pentamethyl-3a-(2-methyl-2-(4-(methylsulfonyl)benzamido)propanamido)-2-oxo-3,3a,4,5,5a,5b,6,7,7a,8,9,10,11,11a,11b,12,13,13a-octadecahydro-2H-cyclopenta[a]chrysen-9-yl) (1R,3S)-2,2-dimethylcyclobutane-1,3-dicarboxylate:



To a stirred solution of 4-(methylsulfonyl)benzoic acid (0.778 g, 3.889 mmol, 3.0 eq) in DMF (10 ml) was added HBTU (1.475 g, 3.889 mmol, 3.0 eq) followed by triethylamine (1.08 ml, 7.776 mmol, 6.0 eq). The reaction mixture was stirred at room temperature for about 30 minutes then 1-((3aR,5aR,5bR,7aR,9S,11aR,11bR,13aS)-3a-(2-amino-2-methylpropanamido)-1-isopropyl-5a,5b,8,8,11a-pentamethyl-2-oxo-3,3a,4,5,5a,5b,6,7,7a,8,9,10,11,11a,11b,12,13,13a-octadecahydro-2H-cyclopenta[a]chrysen-9-yl) 3-benzyl (1S,3R)-2,2-dimethylcyclobutane-1,3-dicarboxylate (Intermediate 1, 1.0 g, 1.296 mmol, 1.0 eq) was added and stirred at room temperature for overnight. TLC indicated starting material was consumed and the desired product was observed. The reaction mixture was diluted with water (120 ml) and extracted with ethyl acetate (2x50 ml). The combined organic extracts were washed with water (70 ml), dried over Na₂SO₄, filtered and evaporated under reduced pressure. The residue was purified by silicagel column chromatography by using 0-2% methanol in dichloromethane gradient. The fractions containing the expected product were combined and concentrated under reduced pressure to obtain the desired product (0.75 g, yield: 60.97%) as a white solid. ¹H NMR (300 MHz, CDCl₃): δ ppm 8.0 (d, *J* = 6.9 Hz, 2H), 7.96 (d, *J* = 6.9 Hz, 2H), 7.34 (m, 5H), 7.18 (s, 1H), 6.70 (s, 1H), 5.15, 5.09 (ABq, *J*_{AB} = 12.3 Hz, 2H), 4.45 (dd, *J* = 11.1, 4.5 Hz, 1H), 3.22-3.11 (m, 1H), 3.06 (s, 3H), 2.84-2.72 (m, 3H), 2.70-2.60 (m, 2H), 2.38-2.26 (m, 2H), 2.09-1.98 (m, 1H), 1.97-1.83 (m, 3H), 1.72 (brs, 6H), 1.71-1.40 (m, 9H), 1.40-1.29 (m, 2H), 1.34 (s, 3H), 1.27-1.17 (m, 8H), 1.08 (s, 3H), 0.96 (s, 3H), 0.95 (s, 3H), 0.89 (s, 3H), 0.85 (s, 3H), 0.84 (s, 3H), 0.79 (m, 1H); ESI-MS: *m/z* 976.15 (M+Na)⁺.

Step 2: Synthesis of (1R,3S)-3-(((3aR,5aR,5bR,7aR,9S,11aR,11bR,13aS)-1-isopropyl-5a,5b,8,8,11a-pentamethyl-3a-(2-methyl-2-(4-(methylsulfonyl)benzamido)propanamido)-2-oxo-3,3a,4,5,5a,5b,6,7,7a,8,9,10,11,11a,11b,12,13,13a-octadecahydro-2H-cyclopenta[a]chrysen-9-yl)oxy)carbonyl)-2,2-dimethylcyclobutane-1-carboxylic acid:

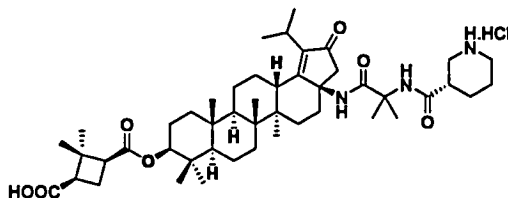
To a stirred solution of 1-benzyl 3-((3aR,5aR,5bR,7aR,9S,11aR,11bR,13aS)-1-isopropyl-5a,5b,8,8,11a-pentamethyl-3a-(2-methyl-2-(4-(methylsulfonyl)benzamido)propan

amido)-2-oxo-3,3a,4,5,5a,5b,6,7,7a,8,9,10,11,11a,11b,12,13,13a-octadecahydro-2H-cyclopenta[a]chrysen-9-yl) (1*R*,3*S*)-2,2-dimethylcyclobutane-1,3-dicarboxylate (step 1, 0.750 g, 0.786 mmol, 1.0 eq) in MeOH (7.5 ml) and THF (7.5 ml) was added aqueous 2.5N KOH solution (2.36 ml, 5.89 mmol, 7.5 eq). The reaction mixture was stirred at room temperature for overnight. TLC indicated starting material was consumed and the desired product was observed. The organic phase was evaporated under reduced pressure, the reaction mixture was diluted with water (10 ml), cooled to 0 °C, pH adjusted to 5.0 with 1N HCl and extracted with DCM (2x50 ml). The combined organic extracts were washed with water (30 ml), dried over sodium sulfate, filtered and evaporated under reduced pressure. The residue was purified by silicagel column chromatography by using 0-5% methanol in dichloromethane gradient. The fractions containing the expected product were combined and concentrated under reduced pressure to obtain the solid. To this solid compound, CH₃CN: EtOAc (4:1, 10 ml) was added and heated to reflux for about 30 minutes. The mixture was cooled to 0 °C, solid was filtered and dried under vacuum to obtain the desired product (0.275 g, yield: 40.48%) as a white solid.

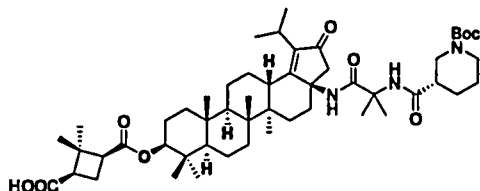
¹H NMR (300 MHz, CDCl₃): δ ppm 8.02 (d, *J* = 8.4 Hz, 2H), 7.96 (d, *J* = 8.4 Hz, 2H), 7.10 (s, 1H), 6.63 (s, 1H), 4.46 (dd, *J* = 11.1, 4.5 Hz, 1H), 3.22-3.11 (m, 1H), 3.06 (s, 3H), 2.86-2.75 (m, 3H), 2.71-2.52 (m, 2H), 2.40-2.26 (m, 2H), 2.10-2.01 (m, 1H), 2.0-1.78 (m, 3H), 1.72 (brs, 6H), 1.69-1.40 (m, 9H), 1.40-1.32 (m, 2H), 1.37 (s, 3H), 1.26-1.20 (m, 8H), 1.08 (s, 3H), 1.06 (s, 3H), 0.96 (s, 3H), 0.89 (s, 3H), 0.86 (s, 3H), 0.85 (s, 3H), 0.79 (m, 1H); ESI-MS: *m/z* 863.6 (M+H)⁺; HPLC: 97.9%.

The below examples 52-58 were prepared by the procedure similar (including reagents and reaction conditions) to the above described in the synthesis of example-51 using with their appropriate intermediates.

Example 52: Preparation of (1*R*,3*S*)-3-((((3*aR*,5*aR*,5*bR*,7*aR*,9*S*,11*aR*,11*bR*,13*aS*)-1-isopropyl-5*a*,5*b*,8,8,11*a*-pentamethyl-3*a*-(2-methyl-2-((*S*)-piperidine-3-carboxamido)propanamido)-2-oxo-3,3*a*,4,5,5*a*,5*b*,6,7,7*a*,8,9,10,11,11*a*,11*b*,12,13,13*a*-octadecahydro-2H-cyclopenta[a]chrysen-9-yl)oxy)carbonyl)-2,2-dimethylcyclobutane-1-carboxylic acid hydrochloride:



Step 1: Synthesis of (1R,3S)-3-((((3aR,5aR,5bR,7aR,9S,11aR,11bR,13aS)-3a-(2-((S)-1-(tert-butoxycarbonyl)piperidine-3-carboxamido)-2-methylpropanamido)-1-isopropyl-5a,5b,8,8,11a-pentamethyl-2-oxo-3,3a,4,5,5a,5b,6,7,7a,8,9,10,11,11a,11b,12,13,13a-octadecahydro-2H-cyclopenta[a] chrysen-9-yl)oxy)carbonyl)-2,2-dimethylcyclobutane-1-carboxylic acid:

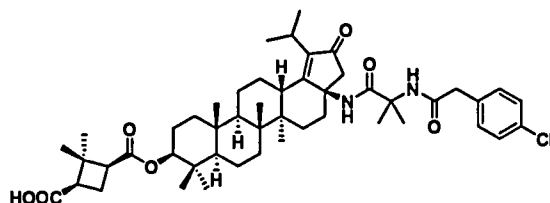


Intermediate 1 was coupled with (S)-1-(tert-butoxycarbonyl)piperidine-3-carboxylic acid followed by hydrolysis gave the desired product as a white solid. ¹H NMR (300 MHz, CDCl₃): δ ppm 4.47 (dd, *J* = 11.1, 4.5 Hz, 1H), 3.83-3.50 (m, 2H), 3.40-3.02 (m, 3H), 3.0-2.73 (m, 4H), 2.68-2.53 (m, 2H), 2.38-2.20 (m, 4H), 2.10-1.65 (m, 15H), 1.58-1.53 (m, 4H), 1.53 (s, 3H), 1.46 (s, 9H), 1.37 (m, 4H), 1.35-1.32 (m, 2H), 1.25-1.18 (m, 7H), 1.14 (s, 3H), 1.07 (s, 3H), 0.93 (s, 3H), 0.92 (s, 3H), 0.87 (s, 3H), 0.85 (s, 3H), 0.83 (m, 1H); ESI-MS: *m/z* 914.71 (M+Na)⁺.

Step 2: Synthesis of (1R,3S)-3-((((3aR,5aR,5bR,7aR,9S,11aR,11bR,13aS)-1-isopropyl-5a,5b,8,8,11a-pentamethyl-3a-(2-methyl-2-((S)-piperidine-3-carboxamido)propanamido)-2-oxo-3,3a,4,5,5a,5b,6,7,7a,8,9,10,11,11a,11b,12,13,13a-octadecahydro-2H-cyclopenta[a]chrysen-9-yl)oxy)carbonyl)-2,2-dimethylcyclobutane-1-carboxylic acid hydrochloride:

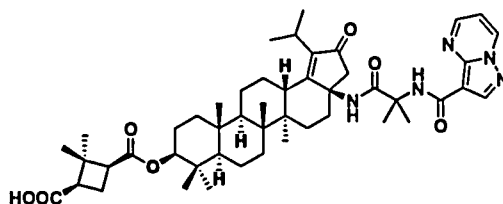
A solution of (1R,3S)-3-((((3aR,5aR,5bR,7aR,9S,11aR,11bR,13aS)-3a-(2-((S)-1-(tert-butoxycarbonyl)piperidine-3-carboxamido)-2-methylpropanamido)-1-isopropyl-5a,5b,8,8,11a-pentamethyl-2-oxo-3,3a,4,5,5a,5b,6,7,7a,8,9,10,11,11a,11b,12,13,13a-octadecahydro-2H-cyclopenta[a]chrysen-9-yl)oxy)carbonyl)-2,2-dimethylcyclobutane-1-carboxylic acid (step 1, 0.500 g, 0.560 mmol, 1.0 eq) and 3N HCl in 1,4-dioxane (10 ml) was stirred at room temperature for overnight. TLC indicated starting material was consumed and the desired product was observed. The reaction mixture was evaporated under reduced pressure, MTBE (10 ml) was added and heated to reflux for about 30 minutes. The reaction mixture was cooled to 0 °C, filtered, solid was washed with MTBE (10 ml) and dried under vacuum to obtain the desired product (0.220 g, yield: 47.4%) as a white solid. ¹H NMR (300 MHz, CD₃OD): δ ppm 8.02 (s, 1H), 7.15 (s, 1H), 4.32-4.23 (m, 1H), 3.07-2.85 (m, 6H), 2.80-2.55 (m, 4H), 2.50-2.21 (m, 3H), 2.21-1.93 (m, 2H), 1.93-1.76 (m, 4H), 1.76-1.58 (m, 5H), 1.58-1.40 (m, 4H), 1.40-1.36 (m, 2H), 1.36-1.21 (m, 11H), 1.17 (s, 3H), 1.15-1.10 (m, 1H), 1.08-1.0 (m, 9H), 0.96-0.89 (m, 1H), 0.87-0.78 (m, 7H), 0.72 (brs, 6H); ESI-MS: *m/z* 792.58 (M-HCl+H)⁺; HPLC: 90.7%; chloride content by Ion chromatography: 6.8%.

Example 53: Preparation of (1R,3S)-3-((((3aR,5aR,5bR,7aR,9S,11aR,11bR,13aS)-3a-(2-(2-(4-chlorophenyl)acetamido)-2-methylpropanamido)-1-isopropyl-5a,5b,8,8,11a-pentamethyl-2-oxo-3,3a,4,5,5a,5b,6,7,7a,8,9,10,11,11a,11b,12,13,13a-octadecahydro-2H-cyclopenta[a]chrysen-9-yl)oxy)carbonyl)-2,2-dimethylcyclobutane-1-carboxylic acid:



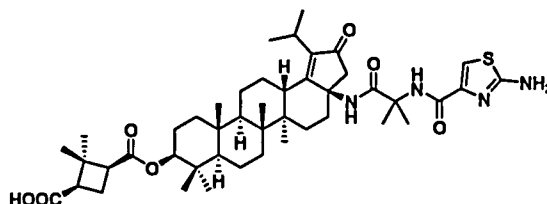
Intermediate 1 was coupled with 2-(4-chlorophenyl)acetic acid followed by hydrolysis gave the desired product as a white solid. ¹H NMR (300 MHz, CDCl₃): δ ppm 7.33 (d, *J* = 8.1 Hz, 2H), 7.19 (d, *J* = 8.4 Hz, 2H), 7.11 (brs, 1H), 5.84 (brs, 1H), 4.47 (dd, *J* = 11.1, 4.5 Hz, 1H), 3.50 (s, 2H), 3.20-3.08 (m, 1H), 2.87-2.70 (m, 3H), 2.67-2.53 (m, 2H), 2.29-2.02 (m, 3H), 1.98-1.65 (m, 6H), 1.55-1.47 (m, 4H), 1.51 (s, 3H), 1.49 (s, 3H), 1.42-1.35 (m, 2H), 1.37 (s, 3H), 1.28-1.18 (m, 9H), 1.13-1.03 (m, 1H), 1.10 (s, 3H), 1.07 (s, 3H), 0.93 (s, 3H), 0.91 (s, 3H), 0.89-0.78 (m, 7H); ESI-MS: *m/z* 855.6 (M+Na)⁺; HPLC: 89.2% + 9% isomer.

Example 54: Preparation of (1R,3S)-3-((((3aR,5aR,5bR,7aR,9S,11aR,11bR,13aS)-1-isopropyl-5a,5b,8,8,11a-pentamethyl-3a-(2-methyl-2-(pyrazolo[1,5-a]pyrimidine-3-carboxamido)propanamido)-2-oxo-3,3a,4,5,5a,5b,6,7,7a,8,9,10,11,11a,11b,12,13,13a-octadecahydro-2H-cyclopenta[a]chrysen-9-yl)oxy)carbonyl)-2,2-dimethylcyclobutane-1-carboxylic acid:



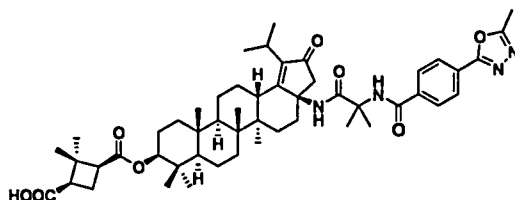
Intermediate 1 was coupled with pyrazolo[1,5-a]pyrimidine-3-carboxylic acid followed by hydrolysis gave the desired product as an off-white solid. ¹H NMR (300 MHz, CDCl₃): δ ppm 11.74 (brs, 1H), 9.02 (dd, *J* = 7.2, 1.5 Hz, 1H), 8.75 (dd, *J* = 4.2, 1.5 Hz, 1H), 8.57 (s, 1H), 8.27 (s, 1H), 7.66 (m, 1H), 7.16 (dd, *J* = 6.9, 4.2 Hz, 1H), 4.40 (dd, *J* = 10.5, 4.5 Hz, 1H), 3.20-3.10 (m, 1H), 2.97-2.83 (m, 1H), 2.81-2.70 (m, 2H), 2.62-2.58 (m, 2H), 2.42-2.12 (m, 2H), 2.07-1.87 (m, 4H), 1.80-1.50 (m, 6H), 1.66 (s, 3H), 1.62 (s, 3H), 1.47-1.31 (m, 4H), 1.34 (s, 3H), 1.23-1.15 (m, 8H), 1.05-0.97 (m, 1H), 1.02 (s, 3H), 0.99 (s, 3H), 0.92 (s, 3H), 0.88-0.78 (m, 10H); ESI-MS: *m/z* 826.7 (M+H)⁺; HPLC: 91%.

Example 55: Preparation of (1R,3S)-3-((((3aR,5aR,5bR,7aR,9S,11aR,11bR,13aS)-3a-(2-(2-aminothiazole-4-carboxamido)-2-methylpropanamido)-1-isopropyl-5a,5b,8,8,11a-pentamethyl-2-oxo-3,3a,4,5,5a,5b,6,7,7a,8,9,10,11,11a,11b,12,13,13a-octadecahydro-2H-cyclopenta[a]chrysen-9-yl)oxy)carbonyl)-2,2-dimethylcyclobutane-1-carboxylic acid:



Intermediate 1 was coupled with 2-aminothiazole-4-carboxylic acid (Intermediate 14) followed by hydrolysis gave the desired product as an off-white solid. ¹H NMR (300 MHz, DMSO-d₆): δ ppm 12.18 (brs, 1H), 7.95 (s, 1H), 7.66 (s, 1H), 7.20 (brs, 2H), 7.13 (s, 1H), 4.40-4.32 (m, 1H), 3.18-3.07 (m, 1H), 2.85-2.72 (m, 3H), 2.40-2.22 (m, 3H), 2.13 (d, *J* = 18.3 Hz, 1H), 2.0-1.82 (m, 3H), 1.80-1.61 (m, 3H), 1.60-1.44 (m, 2H), 1.52 (brs, 6H), 1.43-1.30 (m, 5H), 1.30-1.23 (m, 2H), 1.26 (s, 3H), 1.18-1.10 (m, 7H), 1.08-0.98 (m, 1H), 1.0 (s, 3H), 0.91 (s, 3H), 0.89 (s, 3H), 0.88-0.72 (m, 10H); ESI-MS: *m/z* 829.54 (M+Na)⁺; HPLC: 91.3%.

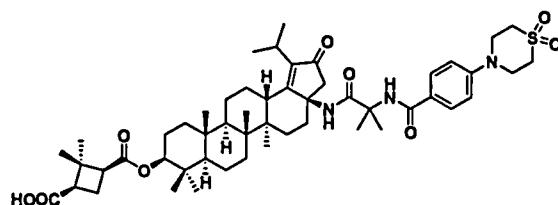
Example 56: Preparation of (1R,3S)-3-((((3aR,5aR,5bR,7aR,9S,11aR,11bR,13aS)-1-isopropyl-5a,5b,8,8,11a-pentamethyl-3a-(2-methyl-2-(4-(5-methyl-1,3,4-oxadiazol-2-yl)benzamido)propanamido)-2-oxo-3,3a,4,5,5a,5b,6,7,7a,8,9,10,11,11a,11b,12,13,13a-octadecahydro-2H-cyclopenta[a]chrysen-9-yl)oxy)carbonyl)-2,2-dimethylcyclobutane-1-carboxylic acid:



Intermediate 1 was coupled with 4-(5-methyl-1,3,4-oxadiazol-2-yl)benzoic acid (Intermediate 15) followed by hydrolysis gave the desired product as a white solid. ¹H NMR (300 MHz, CDCl₃): δ ppm 8.11 (d, *J* = 8.4 Hz, 2H), 7.91 (d, *J* = 8.4 Hz, 2H), 6.98 (s, 1H), 6.92 (s, 1H), 4.46 (dd, *J* = 11.1, 4.5 Hz, 1H), 3.22-3.10 (m, 1H), 2.88-2.70 (m, 4H), 2.65 (s, 3H), 2.61-2.52 (m, 1H), 2.38-2.27 (m, 2H), 2.10-1.83 (m, 5H), 1.80-1.67 (m, 1H), 1.72 (s, 3H), 1.71 (s, 3H), 1.65-1.42 (m, 7H), 1.40-1.31 (m, 2H), 1.36 (s, 3H), 1.28-1.20 (m, 7H), 1.08-1.04 (m, 7H), 0.95 (s, 3H), 0.90-0.78 (m, 10H); ESI-MS: *m/z* 889.67 (M+Na)⁺; HPLC: 93.3%.

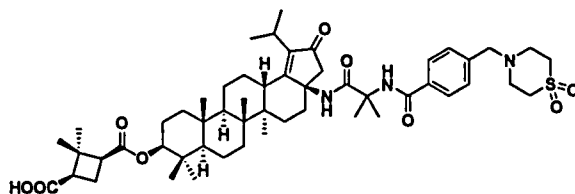
Example 57: Preparation of (1R,3S)-3-((((3aR,5aR,5bR,7aR,9S,11aR,11bR,13aS)-3a-(2-(4-(1,1-dioxidothiomorpholino)benzamido)-2-methylpropanamido)-1-isopropyl-5a,5b,8,8,11a-

penta methyl-2-oxo-3,3a,4,5,5a,5b,6,7,7a,8,9,10,11,11a,11b,12,13,13a-octadecahydro-2H-cyclopenta[a]chrysen-9-yl)oxy)carbonyl)-2,2-dimethylcyclobutane-1-carboxylic acid:



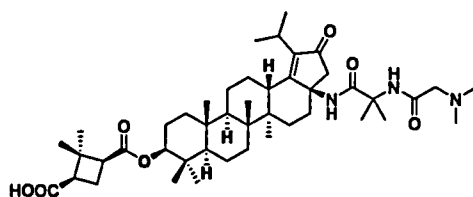
Intermediate 1 was coupled with 4-(1,1-dioxidothiomorpholino)benzoic acid (Intermediate 16) followed by hydrolysis gave the desired product as an off-white solid. ¹H NMR (300 MHz, DMSO-d₆): δ ppm 12.10 (s, 1H), 7.92 (s, 1H), 7.80 (d, *J* = 8.4 Hz, 2H), 7.31 (s, 1H), 7.07 (d, *J* = 8.7 Hz, 2H), 4.40-4.30 (m, 1H), 3.90 (m, 4H), 3.09 (m, 5H), 2.87-2.70 (m, 3H), 2.48-2.18 (m, 4H), 2.06 (d, *J* = 18.3 Hz, 1H), 1.98-1.80 (m, 3H), 1.80-1.48 (m, 6H), 1.42 (s, 3H), 1.40 (s, 3H), 1.38-1.20 (m, 6H), 1.26 (s, 3H), 1.18-1.10 (m, 6H), 0.93-0.75 (m, 20H); ESI-MS: *m/z* 940.72 (M+Na)⁺; HPLC: 92.4%.

Example 58: Preparation of (1R,3S)-3-(((3aR,5aR,5bR,7aR,9S,11aR,11bR,13aS)-3a-(2-((1,1-dioxidothiomorpholino)methyl)benzamido)-2-methylpropanamido)-1-isopropyl-5a,5b,8,8,11a-pentamethyl-2-oxo-3,3a,4,5,5a,5b,6,7,7a,8,9,10,11,11a,11b,12,13,13a-octadecahydro-2H-cyclopenta[a]chrysen-9-yl)oxy)carbonyl)-2,2-dimethylcyclobutane-1-carboxylic acid:

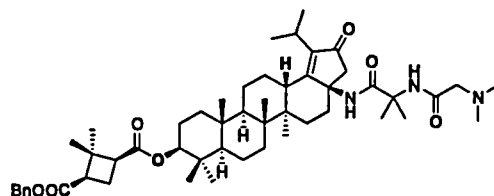


Intermediate 1 was coupled with 4-((1,1-dioxidothiomorpholino)methyl)benzoic acid (Intermediate 17) followed by hydrolysis gave the desired product as a white solid. ¹H NMR (300 MHz, DMSO-d₆): δ ppm 11.8 (brs, 1H), 8.13 (s, 1H), 7.86 (d, *J* = 7.8 Hz, 2H), 7.42 (d, *J* = 7.8 Hz, 2H), 7.36 (s, 1H), 4.38-4.31 (m, 1H), 3.73 (s, 2H), 3.11 (m, 5H), 2.92-2.70 (m, 7H), 2.48-2.18 (m, 3H), 2.12-1.98 (m, 2H), 1.96-1.80 (m, 3H), 1.80-1.51 (m, 5H), 1.50-1.38 (m, 1H), 1.43 (s, 3H), 1.41 (s, 3H), 1.38-1.24 (m, 4H), 1.26 (s, 3H), 1.20-1.06 (m, 8H), 1.05-0.96 (m, 2H), 0.90 (s, 3H), 0.86 (m, 6H), 0.79 (m, 9H); ESI-MS: *m/z* 954.75 (M+Na)⁺; HPLC: 92.9%.

Example 59: Preparation of (1R,3S)-3-(((3aR,5aR,5bR,7aR,9S,11aR,11bR,13aS)-3a-(2-(2-(dimethylamino)acetamido)-2-methylpropanamido)-1-isopropyl-5a,5b,8,8,11a-pentamethyl-2-oxo-3,3a,4,5,5a,5b,6,7,7a,8,9,10,11,11a,11b,12,13,13a-octadecahydro-2H-cyclopenta[a]chrysen-9-yl)oxy)carbonyl)-2,2-dimethylcyclobutane-1-carboxylic acid:



Step 1: Synthesis of 1-benzyl 3-((3aR,5aR,5bR,7aR,9S,11aR,11bR,13aS)-3a-(2-(2-(dimethylamino)acetamido)-2-methylpropanamido)-1-isopropyl-5a,5b,8,8,11a-pentamethyl-2-oxo-3,3a,4,5,5a,5b,6,7,7a,8,9,10,11,11a,11b,12,13,13a-octadecahydro-2H-cyclopenta[a]chrysen-9-yl) (1R,3S)-2,2-dimethylcyclobutane-1,3-dicarboxylate:



To a stirred solution of dimethyl glycine hydrochloride (0.543 g, 3.893 mmol, 3.0 eq) in DMF (10 ml) was added HATU (0.980 g, 2.59 mmol, 2.0 eq) followed by DIPEA (1.34 ml, 7.78 mmol, 6.0 eq). The reaction mixture was stirred at room temperature for about 30 minutes then 1-((3aR,5aR,5bR,7aR,9S,11aR,11bR,13aS)-3a-(2-amino-2-methylpropan amido)-1-isopropyl-5a,5b,8,8,11a-pentamethyl-2-oxo-3,3a,4,5,5a,5b,6,7,7a,8,9,10,11,11a,11b,12,13,13a-octadecahydro-2H-cyclopenta[a]chrysen-9-yl) 3-benzyl (1S,3R)-2,2-dimethylcyclobutane-1,3-dicarboxylate (Intermediate 1, 1.0 g, 1.297 mmol, 1.0 eq) was added and stirred at the same temperature for overnight. TLC indicated starting material was consumed and the desired product was observed. The reaction mixture was diluted with water (150 ml) and extracted with DCM (3x20 ml). The combined organic extracts were washed with water (20 ml), dried over Na₂SO₄, filtered and evaporated under reduced pressure. The residue was purified by silicagel column chromatography by using 0-3% MeOH in DCM gradient. The fractions containing the product were combined and concentrated under reduced pressure to give the desired product (0.5 g, yield: 45.4%) as a white solid. ¹H NMR (300 MHz, CDCl₃): δ ppm 7.99 (s, 1H), 7.46 (s, 1H), 7.35 (m, 5H), 5.15, 5.09 (ABq, J_{AB} = 12.3 Hz, 2H), 4.45 (dd, J = 11.4, 4.8 Hz, 1H), 3.20-3.10 (m, 1H), 2.97 (s, 2H), 2.87-2.73 (m, 3H), 2.70-2.60 (m, 2H), 2.33 (s, 6H), 2.30-2.22 (m, 2H), 2.08-1.99 (m, 2H), 1.98-1.83 (m, 2H), 1.80-1.72 (m, 2H), 1.60-1.53 (m, 2H), 1.56 (s, 3H), 1.51 (s, 3H), 1.49-1.38 (m, 4H), 1.38-1.30 (m, 2H), 1.34 (s, 3H), 1.27-1.18 (m, 8H), 1.13 (s, 3H), 1.10-0.98 (m, 1H), 0.96 (s, 3H), 0.93 (s, 3H), 0.92 (s, 3H), 0.85 (s, 3H), 0.84 (s, 3H), 0.78 (m, 1H); ESI-MS: m/z 856.4 (M+H)⁺.

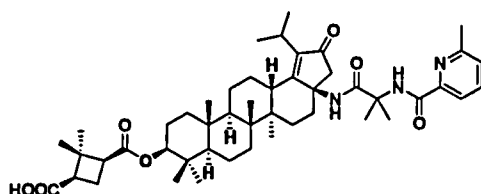
Step 2: Synthesis of (1R,3S)-3-(((3aR,5aR,5bR,7aR,9S,11aR,11bR,13aS)-3a-(2-(2-(dimethylamino)acetamido)-2-methylpropanamido)-1-isopropyl-5a,5b,8,8,11a-pentamethyl-2-oxo-3,

3a,4,5,5a,5b,6,7,7a,8,9,10,11,11a,11b,12,13,13a-octadecahydro-2H-cyclopenta[a]chrysen-9-yl)oxy)carbonyl)-2,2-dimethylcyclobutane-1-carboxylic acid:

To a stirred solution of 1-benzyl 3-(((3aR,5aR,5bR,7aR,9S,11aR,11bR,13aS)-3a-(2-(2-(dimethylamino)acetamido)-2-methylpropanamido)-1-isopropyl-5a,5b,8,8,11a-pentamethyl-2-oxo-3,3a,4,5,5a,5b,6,7,7a,8,9,10,11,11a,11b,12,13,13a-octadecahydro-2H-cyclopenta[a]chrysen-9-yl) (1R,3S)-2,2-dimethylcyclobutane-1,3-dicarboxylate (step 1, 0.5 g, 0.584 mmol, 1.0 eq) in MeOH (10 ml) and THF (10 ml) was added aqueous 2.5N KOH solution (1.85 ml). The reaction mixture was stirred at room temperature for overnight. TLC indicated starting material was consumed and the desired product was observed. The organic phase was evaporated under reduced pressure, the reaction mixture was diluted with water (15 ml), cooled to 0°C, acidified with 1N HCl to pH 5.0 and extracted with DCM (3x25 ml). The combined organic extracts were washed with water (10 ml), dried over sodium sulfate, filtered and evaporated under reduced pressure. The residue was purified by silicagel column chromatography by using 0-10% MeOH in DCM gradient. The fractions containing the product were combined and concentrated under reduced pressure to give a solid. To this solid compound, acetonitrile (15 ml) was added and heated to reflux for about 30 minutes. The mixture was cooled to 0°C, the solids formed were collected by filtration and were washed with n-hexane (10 ml) and dried under vacuum to obtain the desired product (0.266 g, yield: 59.5%) as a white solid. ¹H NMR (300 MHz, CDCl₃): δ ppm 8.01 (s, 1H), 7.53 (s, 1H), 4.47 (dd, *J* = 11.1, 4.5 Hz, 1H), 3.20-3.10 (m, 1H), 2.96 (s, 2H), 2.86-2.75 (m, 3H), 2.68-2.40 (m, 2H), 2.32 (s, 6H), 2.30-2.22 (m, 2H), 2.12-2.0 (m, 1H), 1.99-1.83 (m, 3H), 1.82-1.67 (m, 2H), 1.65-1.58 (m, 2H), 1.56 (s, 3H), 1.51 (s, 3H), 1.49-1.40 (m, 3H), 1.40-1.30 (m, 3H), 1.37 (s, 3H), 1.30-1.15 (m, 8H), 1.13 (s, 3H), 1.07 (s, 3H), 1.01 (m, 1H), 0.93 (s, 3H), 0.91 (s, 3H), 0.86 (s, 3H), 0.85 (s, 3H), 0.80 (m, 1H); ESI-MS: *m/z* 766.49 (M+H)⁺; HPLC: 97.5%.

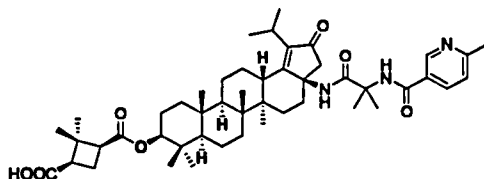
The below examples 60-61 were prepared by the procedure similar (including reagents and reaction conditions) to the above described in the synthesis of example-59 using with their appropriate intermediates.

Example 60: Preparation of (1R,3S)-3-((((3aR,5aR,5bR,7aR,9S,11aR,11bR,13aS)-1-isopropyl-5a,5b,8,8,11a-pentamethyl-3a-(2-methyl-2-(6-methylpicolinamido)propanamido)-2-oxo-3,3a,4,5,5a,5b,6,7,7a,8,9,10,11,11a,11b,12,13,13a-octadecahydro-2H-cyclopenta[a]chrysen-9-yl) oxy)carbonyl)-2,2-dimethylcyclobutane-1-carboxylic acid:



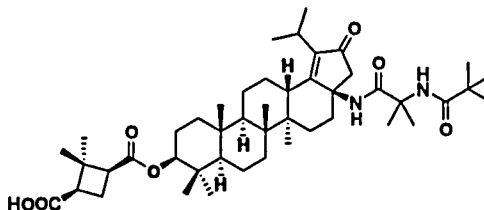
Intermediate 1 was coupled with 6-methylpicolinic acid followed by hydrolysis gave the desired product as a white solid. ^1H NMR (300 MHz, DMSO- d_6): δ ppm 12.13 (brs, 1H), 8.76 (s, 1H), 7.90-7.80 (m, 2H), 7.62 (s, 1H), 7.47 (d, $J = 6.9$ Hz, 1H), 4.39-4.31 (m, 1H), 3.18-3.06 (m, 1H), 2.88-2.70 (m, 3H), 2.55 (s, 3H), 2.48-2.38 (m, 2H), 2.27-2.22 (m, 2H), 2.14 (d, $J = 18.3$ Hz, 1H), 2.0-1.62 (m, 6H), 1.55 (brs, 6H), 1.62-1.50 (m, 3H), 1.50-1.38 (m, 2H), 1.38-1.20 (m, 2H), 1.33 (s, 3H), 1.20-0.99 (m, 9H), 0.98-0.80 (m, 19H); ESI-MS: m/z 800.79 ($M+H$) $^+$; HPLC: 96.27%.

Example 61: Preparation of (1R,3S)-3-((((3aR,5aR,5bR,7aR,9S,11aR,11bR,13aS)-1-isopropyl-5a,5b,8,8,11a-pentamethyl-3a-(2-methyl-2-(6-methylnicotinamido)propanamido)-2-oxo-3,3a,4,5,5a,5b,6,7,7a,8,9,10,11,11a,11b,12,13,13a-octadecahydro-2H-cyclopenta[a]chrysen-9-yl)oxy)carbonyl)-2,2-dimethylcyclobutane-1-carboxylic acid:

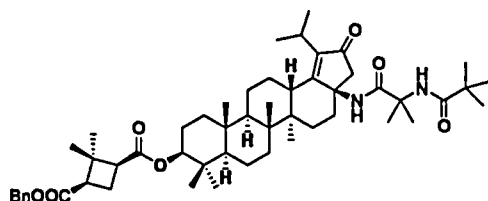


Intermediate 1 was coupled with 6-methylnicotinic acid followed by hydrolysis gave the desired product as a white solid. ^1H NMR (300 MHz, CDCl_3): δ ppm 8.90 (d, $J = 1.8$ Hz, 1H), 7.99 (dd, $J = 8.1, 2.4$ Hz, 1H), 7.26 (d, 1H), 6.98 (brs, 1H), 6.80 (brs, 1H), 4.48 (dd, $J = 11.1, 4.5$ Hz, 1H), 3.23-3.12 (m, 1H), 2.88-2.70 (m, 4H), 2.64 (s, 3H), 2.63-2.57 (m, 1H), 2.38-2.27 (m, 2H), 2.13-2.02 (m, 1H), 2.01-1.76 (m, 5H), 1.71 (brs, 6H), 1.66-1.43 (m, 8H), 1.39 (s, 3H), 1.37-1.20 (m, 8H), 1.20-1.15 (m, 1H), 1.08 (s, 3H), 1.07 (s, 3H), 0.96 (s, 3H), 0.90 (s, 3H), 0.88 (s, 3H), 0.86 (s, 3H), 0.80 (m, 1H); ESI-MS: m/z 800.6 ($M+H$) $^+$; HPLC: 95.4%.

Example 62: Preparation of (1R,3S)-3-((((3aR,5aR,5bR,7aR,9S,11aR,11bR,13aS)-1-isopropyl-5a,5b,8,8,11a-pentamethyl-3a-(2-methyl-2-pivalamidopropanamido)-2-oxo-3,3a,4,5,5a,5b,6,7,7a,8,9,10,11,11a,11b,12,13,13a-octadecahydro-2H-cyclopenta[a]chrysen-9-yl)oxy) carbonyl)-2,2-dimethylcyclobutane-1-carboxylic acid:



Step 1: Synthesis of 1-benzyl 3-(((3aR,5aR,5bR,7aR,9S,11aR,11bR,13aS)-1-isopropyl-5a,5b,8,8,11a-pentamethyl-3a-(2-methyl-2-pivalamidopropanamido)-2-oxo-3,3a,4,5,5a,5b,6,7,7a,8,9,10,11,11a,11b,12,13,13a-octadecahydro-2H-cyclopenta[a]chrysen-9-yl) (1R,3S)-2,2-dimethylcyclobutane-1,3-dicarboxylate:



To a stirred solution of 1-(((3aR,5aR,5bR,7aR,9S,11aR,11bR,13aS)-3a-(2-amino-2-methylpropanamido)-1-isopropyl-5a,5b,8,8,11a-pentamethyl-2-oxo-3,3a,4,5,5a,5b,6,7,7a,8,9,10,11,11a,11b,12,13,13a-octadecahydro-2H-cyclopenta[a]chrysen-9-yl) 3-benzyl (1S,3R)-2,2-dimethylcyclobutane-1,3-dicarboxylate (Intermediate 1, 0.800 g, 1.037 mmol, 1.0 eq) in DCM (10 ml) at 0 °C was added triethyl amine (0.72 ml, 5.187 mmol, 5.0 eq) followed by pivaloyl chloride (0.192 ml, 1.556 mmol, 1.5 eq). The reaction mixture was allowed to stir at room temperature for overnight. TLC indicated starting material was consumed and the desired product was observed. The reaction mixture was diluted with water (50 ml) and extracted with DCM (3x30 ml). The combined organic extracts were washed with 0.5N HCl (10 ml), water (20 ml), dried over sodium sulfate, filtered and evaporated under reduced pressure. The residue was purified by silicagel column chromatography by using 0-3% methanol in dichloromethane gradient. The fractions containing the expected product were combined and concentrated under reduced pressure to obtain the desired product (0.800 g, yield: 90.19%) as a white solid. ¹H NMR (300 MHz, CDCl₃): δ ppm 7.35 (m, 5H), 5.97 (s, 1H), 5.15, 5.09 (ABq, J_{AB} = 12.3 Hz, 2H), 4.45 (dd, J = 11.4, 4.8 Hz, 1H), 3.20-3.10 (m, 1H), 2.87-2.73 (m, 3H), 2.71-2.57 (m, 2H), 2.36-2.22 (m, 2H), 2.09-2.0 (m, 1H), 1.98-1.82 (m, 3H), 1.78-1.60 (m, 5H), 1.55 (s, 3H), 1.53 (s, 3H), 1.50-1.38 (m, 4H), 1.37-1.30 (m, 3H), 1.34 (s, 3H), 1.26-1.20 (m, 6H), 1.18 (s, 9H), 1.14 (s, 3H), 1.10-1.0 (m, 1H), 0.96 (s, 3H), 0.95-0.89 (m, 1H), 0.93 (s, 3H), 0.91 (s, 3H), 0.85 (s, 3H), 0.84 (s, 3H), 0.81-0.77 (m, 1H); ESI-MS: m/z 855.56 (M+H)⁺.

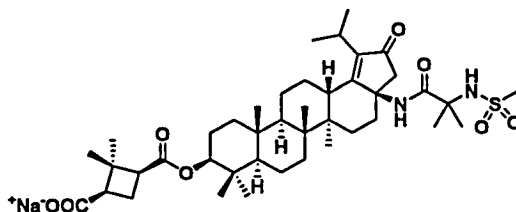
Step 2: Synthesis of (1R,3S)-3-(((3aR,5aR,5bR,7aR,9S,11aR,11bR,13aS)-1-isopropyl-5a,5b,8,8,11a-pentamethyl-3a-(2-methyl-2-pivalamidopropanamido)-2-oxo-3,3a,4,5,5a,5b,6,7,7a,8,9,10,11,11a,11b,12,13,13a-octadecahydro-2H-cyclopenta[a]chrysen-9-yl)oxy)carbonyl)-2,2-dimethylcyclobutane-1-carboxylic acid:

To a stirred solution of 1-benzyl 3-(((3aR,5aR,5bR,7aR,9S,11aR,11bR,13aS)-1-isopropyl-5a,5b,8,8,11a-pentamethyl-3a-(2-methyl-2-pivalamidopropanamido)-2-oxo-3,3a,4,5,

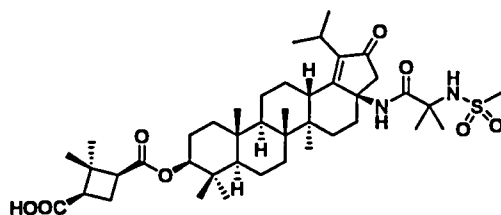
5a,5b,6,7,7a,8,9,10,11,11a,11b,12,13,13a-octadecahydro-2H-cyclopenta[a]chrysen-9-yl)
 (1R,3S)-2,2-dimethylcyclobutane-1,3-dicarboxylate (step 1, 0.800 g, 0.935 mmol, 1.0 eq) in
 MeOH (8 ml) and THF (8 ml) was added aqueous 2.5N KOH solution (2.8 ml, 7.015 mmol,
 7.5 eq). The reaction mixture was stirred at room temperature for overnight. TLC indicated
 5 starting material was consumed and the desired product was observed. The organic phase was
 evaporated under reduced pressure, the reaction mixture was diluted with water (10 ml), cooled
 to 0 °C, pH adjusted to 5.0 with 1N HCl and extracted with DCM (3x40 ml). The combined
 organic extracts were washed with water (40 ml), dried over sodium sulfate, filtered and
 evaporated under reduced pressure. The residue was purified by silicagel column
 10 chromatography by using 0-4% methanol in dichloromethane gradient. The fractions
 containing the expected product were combined and concentrated under reduced pressure to
 obtain the desired product (0.320 g, yield: 44.71%) as a white solid. ¹H NMR (300 MHz,
 CDCl₃): δ ppm 7.36 (s, 1H), 5.97 (s, 1H), 4.47 (dd, *J* = 8.7, 3.3 Hz, 1H), 3.20-3.11 (m, 1H),
 2.87-2.76 (m, 3H), 2.65-2.57 (m, 2H), 2.34-2.23 (m, 2H), 2.10-2.02 (m, 1H), 1.97-1.82 (m,
 15 3H), 1.80-1.68 (m, 2H), 1.64-1.47 (m, 6H), 1.56 (s, 3H), 1.53 (s, 3H), 1.46-1.30 (m, 4H), 1.37
 (s, 3H), 1.22 (s, 3H), 1.21 (s, 3H), 1.18 (s, 9H), 1.15 (s, 3H), 1.07 (s, 3H), 1.06-1.0 (m, 1H),
 0.93 (s, 3H), 0.92 (s, 3H), 0.87 (s, 3H), 0.86 (s, 3H), 0.84-0.79 (m, 1H); ESI-MS: *m/z* 765.63
 (M+H)⁺; HPLC: 95.2%.

The below examples 63-66 were prepared by the procedure similar (including reagents
 20 and reaction conditions) to the above described in the synthesis of example-62 using with their
 appropriate intermediates.

Example 63: Preparation of sodium (1R,3S)-3-((((3aR,5aR,5bR,7aR,9S,11aR,11bR,13aS)-1-
 iso propyl-5a,5b,8,8,11a-pentamethyl-3a-(2-methyl-2-(methylsulfonamido)propanamido)-2-
 oxo-3,3a,4,5,5a,5b,6,7,7a,8,9,10,11,11a,11b,12,13,13a-octadecahydro-2H-cyclopenta[a]
 25 chrysen-9-yl)oxy)carbonyl)-2,2-dimethylcyclobutane-1-carboxylate:



*Step 1: Synthesis of (1R,3S)-3-((((3aR,5aR,5bR,7aR,9S,11aR,11bR,13aS)-1-isopropyl-5a,5b,
 8,8,11a-pentamethyl-3a-(2-methyl-2-(methylsulfonamido)propanamido)-2-oxo-3,3a,4,5,5a,
 5b,6,7,7a,8,9,10,11,11a,11b,12,13,13a-octadecahydro-2H-cyclopenta[a]chrysen-9-yl)oxy)
 30 carbonyl)-2,2-dimethylcyclobutane-1-carboxylic acid:*



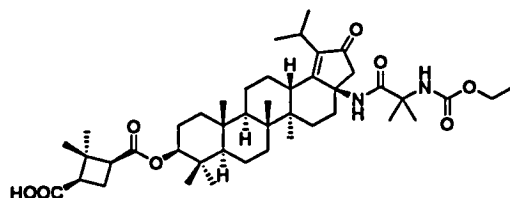
Intermediate 1 was coupled with methanesulfonyl chloride followed by hydrolysis gave the desired product as an off-white solid. ¹H NMR (300 MHz, CDCl₃): δ ppm 6.50 (s, 1H), 4.96 (s, 1H), 4.46 (dd, *J* = 11.1, 4.5 Hz, 1H), 3.22-3.10 (m, 1H), 3.07 (s, 3H), 2.87-2.75 (m, 3H), 2.69-2.53 (m, 2H), 2.35-2.24 (m, 2H), 2.11-2.0 (m, 1H), 1.97-1.82 (m, 3H), 1.79-1.65 (m, 2H), 1.65-1.53 (m, 2H), 1.60 (s, 3H), 1.58 (s, 3H), 1.52-1.43 (m, 3H), 1.42-1.30 (m, 3H), 1.37 (s, 3H), 1.29-1.18 (m, 8H), 1.14 (s, 3H), 1.07 (s, 3H), 1.03-0.97 (m, 1H), 0.94 (s, 3H), 0.92 (s, 3H), 0.86 (s, 3H), 0.85 (s, 3H), 0.79 (m, 1H); ESI-MS: *m/z* 759.51 (M+H)⁺.

Step 2: Synthesis of sodium (1R,3S)-3-((((3aR,5aR,5bR,7aR,9S,11aR,11bR,13aS)-1-isopropyl-5a,5b,8,8,11a-pentamethyl-3a-(2-methyl-2-(methylsulfonamido)propanamido)-2-oxo-3,3a,4,5,5a,5b,6,7,7a,8,9,10,11,11a,11b,12,13,13a-octadecahydro-2H-cyclopenta[a]chrysen-9-yl)oxy)carbonyl)-2,2-dimethylcyclobutane-1-carboxylate:

To a stirred solution of (1R,3S)-3-((((3aR,5aR,5bR,7aR,9S,11aR,11bR,13aS)-1-isopropyl-5a,5b,8,8,11a-pentamethyl-3a-(2-methyl-2-(methylsulfonamido)propanamido)-2-oxo-3,3a,4,5,5a,5b,6,7,7a,8,9,10,11,11a,11b,12,13,13a-octadecahydro-2H-cyclopenta[a]chrysen-9-yl)oxy)carbonyl)-2,2-dimethylcyclobutane-1-carboxylic acid (step 1, 0.320 g, 0.421 mmol, 1.0 eq) in MeOH (3.2 ml) and water (0.15 ml) was added sodium hydroxide (0.0168 g, 0.421 mmol, 1.0 eq). The reaction mixture was stirred at room temperature for about 2 hours and then distilled out 90% of methanol under reduced pressure. Ethyl acetate (5 ml) was added and the reaction mixture was stirred at room temperature for overnight. The reaction mixture was filtered, solid was washed ethyl acetate (5 ml) and then dried under vacuum to obtain the desired product (0.185 g, yield: 56.19%) as an off-white solid. ¹H NMR (300 MHz, CD₃OD): δ ppm 4.47-4.40 (m, 1H), 3.28-3.20 (m, 1H), 3.03 (s, 3H), 2.98-2.92 (m, 1H), 2.72-2.43 (m, 4H), 2.36-2.17 (m, 2H), 2.12-1.85 (m, 5H), 1.83-1.76 (m, 1H), 1.73-1.55 (m, 4H), 1.51 (s, 3H), 1.55-1.38 (m, 3H), 1.49 (s, 3H), 1.38-1.26 (m, 2H), 1.33 (s, 3H), 1.24-1.05 (m, 8H), 1.03 (s, 3H), 1.0 (s, 3H), 0.96 (s, 3H), 0.95-0.85 (m, 10H); ESI-MS: *m/z* 781.46 (M+H)⁺; HPLC: 97.84%; sodium content by Ion chromatography: 3.7%.

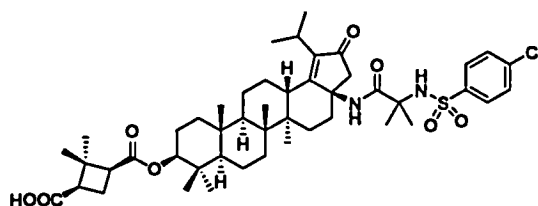
Example 64: Preparation of (1R,3S)-3-((((3aR,5aR,5bR,7aR,9S,11aR,11bR,13aS)-3a-(2-((ethoxycarbonyl)amino)-2-methylpropanamido)-1-isopropyl-5a,5b,8,8,11a-pentamethyl-2-

oxo-3,3a,4,5,5a,5b,6,7,7a,8,9,10,11,11a,11b,12,13,13a-octadecahydro-2H-cyclopenta[a]chrysen-9-yl)oxy)carbonyl)-2,2-dimethylcyclobutane-1-carboxylic acid:



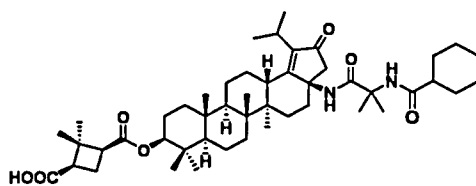
Intermediate 1 was coupled with ethyl carbonochloridate followed by hydrolysis gave the desired product as a white solid. ¹H NMR (300 MHz, CDCl₃): δ ppm 5.48 (s, 1H), 4.50-4.40 (m, 1H), 3.23-3.12 (m, 1H), 2.88-2.76 (m, 2H), 2.67-2.32 (m, 4H), 2.11-1.92 (m, 3H), 1.80-1.50 (m, 11H), 1.50-1.31 (m, 15H), 1.30-1.18 (m, 8H), 1.12-0.98 (m, 1H), 1.07 (s, 3H), 1.03 (s, 3H), 0.99 (s, 3H), 0.89 (s, 3H), 0.86 (s, 3H), 0.85 (s, 3H), 0.79 (m, 1H); ESI-MS: m/z 775.47 (M+Na)⁺; HPLC: 93.5%.

Example 65: Preparation of (1R,3S)-3-((((3aR,5aR,5bR,7aR,9S,11aR,11bR,13aS)-3a-(2-((4-chlorophenyl)sulfonamido)-2-methylpropanamido)-1-isopropyl-5a,5b,8,8,11a-pentamethyl-2-oxo-3,3a,4,5,5a,5b,6,7,7a,8,9,10,11,11a,11b,12,13,13a-octadecahydro-2H-cyclopenta[a]chrysen-9-yl)oxy)carbonyl)-2,2-dimethylcyclobutane-1-carboxylic acid:



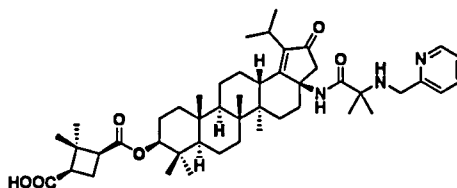
Intermediate 1 was coupled with 4-chlorobenzenesulfonyl chloride followed by hydrolysis gave the desired product as an off-white solid. ¹H NMR (300 MHz, CDCl₃): δ ppm 7.81 (d, *J* = 8.7 Hz, 2H), 7.49 (d, *J* = 8.7 Hz, 2H), 6.58 (brs, 1H), 5.40 (s, 1H), 4.47 (dd, *J* = 11.1, 4.5 Hz, 1H), 3.22-3.10 (m, 1H), 2.88-2.75 (m, 3H), 2.67-2.53 (m, 2H), 2.40-2.26 (m, 2H), 2.11-2.0 (m, 1H), 2.0-1.82 (m, 3H), 1.80-1.68 (m, 3H), 1.68-1.48 (m, 6H), 1.47-1.30 (m, 11H), 1.27-1.20 (m, 7H), 1.15 (s, 3H), 1.07 (s, 3H), 0.97 (s, 3H), 1.05-0.98 (m, 1H), 0.97 (s, 3H), 0.95 (s, 3H), 0.87 (s, 3H), 0.86 (s, 3H), 0.83-0.80 (m, 1H); ESI-MS: m/z 855.6 (M+H)⁺; HPLC: 99.6%.

Example 66: Preparation of (1R,3S)-3-((((3aR,5aR,5bR,7aR,9S,11aR,11bR,13aS)-3a-(2-(cyclohexanecarboxamido)-2-methylpropanamido)-1-isopropyl-5a,5b,8,8,11a-pentamethyl-2-oxo-3,3a,4,5,5a,5b,6,7,7a,8,9,10,11,11a,11b,12,13,13a-octadecahydro-2H-cyclopenta[a]chrysen-9-yl)oxy)carbonyl)-2,2-dimethylcyclobutane-1-carboxylic acid:

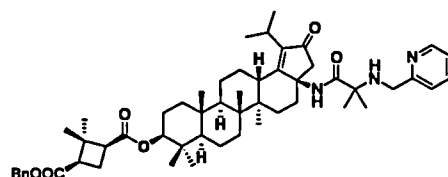


Intermediate 1 was coupled with cyclohexane carbonyl chloride followed by hydrolysis gave the desired product as a white solid. ¹H NMR (300 MHz, CDCl₃): δ ppm 7.51 (s, 1H), 5.78 (s, 1H), 4.47 (dd, *J* = 11.1, 4.8 Hz, 1H), 3.20-3.09 (m, 1H), 2.87-2.77 (m, 3H), 2.65-2.53 (m, 2H), 2.32-2.20 (m, 2H), 2.12-2.0 (m, 2H), 2.0-1.90 (m, 2H), 1.88-1.75 (m, 5H), 1.75-1.65 (m, 4H), 1.56 (s, 3H), 1.52 (s, 3H), 1.55-1.50 (m, 1H), 1.50-1.40 (m, 4H), 1.40-1.37 (m, 2H), 1.37 (s, 3H), 1.36-1.28 (m, 4H), 1.27-1.18 (m, 9H), 1.14 (s, 3H), 1.07 (m, 4H), 0.93 (s, 3H), 0.91 (s, 3H), 0.87 (s, 3H), 0.85 (s, 3H), 0.80 (m, 1H); ESI-MS: *m/z* 813.48 (M+Na)⁺; HPLC: 96.4%

- 10 Example 67: Preparation of (1R,3S)-3-((((3aR,5aR,5bR,7aR,9S,11aR,11bR,13aS)-1-isopropyl-5a,5b,8,8,11a-pentamethyl-3a-(2-methyl-2-((pyridin-2-ylmethyl)amino)propanamido)-2-oxo-3,3a,4,5,5a,5b,6,7,7a,8,9,10,11,11a,11b,12,13,13a-octadecahydro-2H-cyclopenta[a]chrysen-9-yl)oxy)carbonyl)-2,2-dimethylcyclobutane-1-carboxylic acid:



- 15 *Step 1: Synthesis of 1-benzyl 3-((((3aR,5aR,5bR,7aR,9S,11aR,11bR,13aS)-1-isopropyl-5a,5b,8,8,11a-pentamethyl-3a-(2-methyl-2-((pyridin-2-ylmethyl)amino)propanamido)-2-oxo-3,3a,4,5,5a,5b,6,7,7a,8,9,10,11,11a,11b,12,13,13a-octadecahydro-2H-cyclopenta[a]chrysen-9-yl) 3-benzyl (1S,3R)-2,2-dimethylcyclobutane-1,3-dicarboxylate:*



- 20 To a stirred solution of 1-((((3aR,5aR,5bR,7aR,9S,11aR,11bR,13aS)-3a-(2-amino-2-methylpropanamido)-1-isopropyl-5a,5b,8,8,11a-pentamethyl-2-oxo-3,3a,4,5,5a,5b,6,7,7a,8,9,10,11,11a,11b,12,13,13a-octadecahydro-2H-cyclopenta[a]chrysen-9-yl) 3-benzyl (1S,3R)-2,2-dimethylcyclobutane-1,3-dicarboxylate (Intermediate 1, 1.0 g, 1.29 mmol, 1.0 eq) in THF (10 ml) was added picolinaldehyde (0.153 g, 1.42 mmol, 1.1 eq). The reaction mixture was
25 stirred at room temperature for about 30 minutes, then sodiumtriacetoxyborohydride (0.60 g,

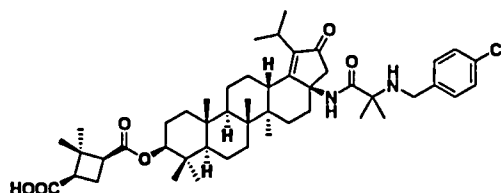
2.83 mmol, 2.2 eq) was added and stirred at same temperature for overnight. TLC indicated starting material was consumed and the desired product was observed. The reaction mixture was cooled to 0 °C, pH adjusted to 7.0 with 1N HCl, diluted with water (20 ml) and extracted with CH₂Cl₂ (3x50 ml). The combined organic extracts were dried over Na₂SO₄, filtered and evaporated under reduced pressure. The residue was purified by silicagel column chromatography by using 5% MeOH in DCM as an eluent to obtain the desired product (0.5 g, yield: 44.7%) as a white solid. ¹H NMR (300 MHz, DMSO-d₆): δ ppm 8.49 (d, *J* = 4.2 Hz, 1H), 8.20 (brs, 1H), 7.75 (td, *J* = 7.5, 1.5 Hz, 1H), 7.43-7.31 (m, 6H), 7.25 (dd, *J* = 6.9, 5.1 Hz, 1H), 5.12, 5.05 (ABq, *J*_{AB} = 12.6 Hz, 2H), 4.38-4.31 (m, 1H), 3.76-3.61 (m, 2H), 3.18-3.05 (m, 1H), 2.98-2.72 (m, 3H), 2.43-2.25 (m, 3H), 2.18 (d, *J* = 18.3 Hz, 1H), 2.0-1.72 (m, 5H), 1.70-1.42 (m, 5H), 1.40-1.20 (m, 13H), 1.18-1.0 (m, 9H), 0.90 (s, 3H), 0.89 (s, 3H), 0.86-0.77 (m, 13H); ESI-MS: *m/z* 862.7 (M+H)⁺.

Step 2: Synthesis of (1R,3S)-3-((((3aR,5aR,5bR,7aR,9S,11aR,11bR,13aS)-1-isopropyl-5a,5b,8,8,11a-pentamethyl-3a-(2-methyl-2-((pyridin-2-ylmethyl)amino)propanamido)-2-oxo-3,3a,4,5,5a,5b,6,7,7a,8,9,10,11,11a,11b,12,13,13a-octadecahydro-2H-cyclopenta[a]chrysen-9-yl)oxy)carbonyl)-2,2-dimethylcyclobutane-1-carboxylic acid:

To a stirred solution of 1-benzyl 3-((((3aR,5aR,5bR,7aR,9S,11aR,11bR,13aS)-1-isopropyl-5a,5b,8,8,11a-pentamethyl-3a-(2-methyl-2-((pyridin-2-ylmethyl)amino)propanamido)-2-oxo-3,3a,4,5,5a,5b,6,7,7a,8,9,10,11,11a,11b,12,13,13a-octadecahydro-2H-cyclopenta[a]chrysen-9-yl) (1R,3S)-2,2-dimethylcyclobutane-1,3-dicarboxylate (step 1, 0.5 g, 0.58 mmol, 1.0 eq) in MeOH (10 ml), THF (10 ml) and water (1.6 ml) was added KOH (0.227 g, 4.06 mmol, 7.0 eq). The reaction mixture was stirred at room temperature for about 16 hours. TLC indicated starting material was consumed and the desired product was observed. The organic phase was evaporated under reduced pressure, the reaction mixture was diluted with water (20 ml), cooled to 0°C, pH adjusted to 7.0 with 1N HCl and extracted with DCM (2x25 ml). The combined organic extracts were dried over sodium sulfate, filtered and evaporated under reduced pressure. The residue was purified by silicagel column chromatography by using 8% MeOH in DCM as an eluent to obtain the desired product (350 mg, yield: 78.1%) as a white solid. ¹H NMR (300 MHz, DMSO-d₆): δ ppm 8.49 (d, *J* = 4.2 Hz, 1H), 8.20 (brs, 1H), 7.79-7.71 (m, 1H), 7.41 (d, *J* = 7.5 Hz, 1H), 7.29-7.22 (m, 1H), 4.38-4.31 (m, 1H), 3.75-3.62 (m, 2H), 3.16-3.06 (m, 1H), 2.83-2.72 (m, 3H), 2.42-2.14 (m, 5H), 1.95-1.70 (m, 5H), 1.69-1.31 (m, 8H), 1.29-1.21 (m, 9H), 1.17-1.02 (m, 9H), 0.94-0.88 (m, 9H), 0.86-0.76 (m, 10H); ESI-MS: *m/z* 772.6 (M+H)⁺; HPLC: 94.9%.

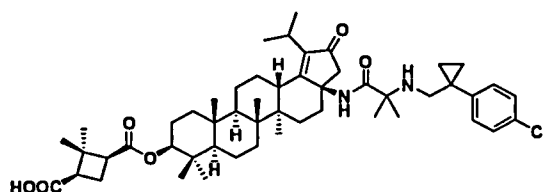
The below example 68 was prepared by the procedure similar (including reagents and reaction conditions) to the above described in the synthesis of example-67 using with their appropriate intermediates.

Example 68: Preparation of (1R,3S)-3-((((3aR,5aR,5bR,7aR,9S,11aR,11bR,13aS)-3a-(2-((4-chlorobenzyl)amino)-2-methylpropanamido)-1-isopropyl-5a,5b,8,8,11a-pentamethyl-2-oxo-3,3a,4,5,5a,5b,6,7,7a,8,9,10,11,11a,11b,12,13,13a-octadecahydro-2H-cyclopenta[a]chrysen-9-yl)oxy)carbonyl)-2,2-dimethylcyclobutane-1-carboxylic acid:

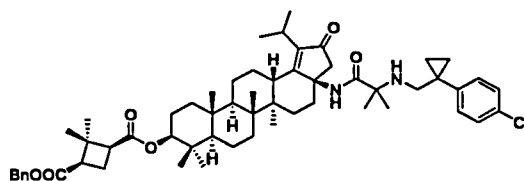


Intermediate 1 was coupled with 4-chlorobenzaldehyde followed by hydrolysis gave the desired product as a white solid. ^1H NMR (300 MHz, CDCl_3): δ ppm 7.62 (s, 1H), 7.25 (d, $J = 8.4$ Hz, 2H), 7.17 (d, $J = 8.7$ Hz, 2H), 4.38 (dd, $J = 11.1, 4.5$ Hz, 1H), 4.17-4.12 (m, 1H), 3.65, 3.58 (ABq, $J_{AB} = 13.5$ Hz, 2H), 3.12-3.02 (m, 1H), 2.92-2.68 (m, 2H), 2.63-2.45 (m, 3H), 2.41-2.23 (m, 2H), 2.04-1.92 (m, 2H), 1.75-1.59 (m, 4H), 1.58-1.40 (m, 4H), 1.40-1.23 (m, 14H), 1.23-1.10 (m, 7H), 1.09-0.93 (m, 1H), 1.0 (s, 3H), 0.93-0.75 (m, 15H), 0.75-0.68 (m, 1H); ESI-MS: m/z 805.4 ($\text{M}+\text{H}$) $^+$; HPLC: 92.56%.

Example 69: Preparation of (1R,3S)-3-((((3aR,5aR,5bR,7aR,9S,11aR,11bR,13aS)-3a-(2-(((1-(4-chlorophenyl)cyclopropyl)methyl)amino)-2-methylpropanamido)-1-isopropyl-5a,5b,8,8,11a-pentamethyl-2-oxo-3,3a,4,5,5a,5b,6,7,7a,8,9,10,11,11a,11b,12,13,13a-octadecahydro-2H-cyclopenta[a]chrysen-9-yl)oxy)carbonyl)-2,2-dimethylcyclobutane-1-carboxylic acid:



Step 1: Synthesis of 1-benzyl 3-((((3aR,5aR,5bR,7aR,9S,11aR,11bR,13aS)-3a-(2-(((1-(4-chlorophenyl)cyclopropyl)methyl)amino)-2-methylpropanamido)-1-isopropyl-5a,5b,8,8,11a-pentamethyl-2-oxo-3,3a,4,5,5a,5b,6,7,7a,8,9,10,11,11a,11b,12,13,13a-octadecahydro-2H-cyclopenta[a]chrysen-9-yl)oxy)carbonyl)-2,2-dimethylcyclobutane-1,3-dicarboxylate:



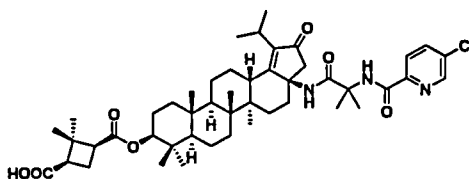
To a stirred solution of 1-((3a*R*,5a*R*,5b*R*,7a*R*,9*S*,11a*R*,11b*R*,13a*S*)-3a-(2-amino-2-methylpropanamido)-1-isopropyl-5a,5b,8,8,11a-pentamethyl-2-oxo-3,3a,4,5,5a,5b,6,7,7a,8,9,10,11,11a,11b,12,13,13a-octadecahydro-2*H*-cyclopenta[*a*]chrysen-9-yl) 3-benzyl (1*S*,3*R*)-2,2-dimethylcyclobutane-1,3-dicarboxylate (Intermediate 1, 1.0 g, 1.297 mmol, 1.0 eq) in 1,2-DCE (10 ml) at 0 °C was added 1-(4-chlorophenyl)cyclopropane-1-carbaldehyde (Intermediate 18, 0.468 g, 2.595 mmol, 2.0 eq), followed by acetic acid (0.116 g, 1.945 mmol, 1.5 eq). The reaction mixture was stirred at 0 °C for about 30 minutes then sodium triacetoxymethylborohydride (1.09 g, 5.18 mmol, 4.0 eq) was added and allowed to stir at room temperature for overnight. TLC indicated starting material was consumed and the desired product was observed. The reaction mixture was cooled to 0 °C, quenched with saturated ammonium chloride solution (10 ml), diluted with water (30 ml) and extracted with DCM (3x30 ml). The combined organic extracts were washed with water (30 ml), dried over sodium sulfate, filtered and evaporated under reduced pressure. The residue was purified by silica gel column chromatography by using 0-5% methanol in dichloromethane gradient. The fractions containing the expected product were combined and concentrated under reduced pressure to obtain the desired product (600 mg, yield: 49.4%) as a white solid. ¹H NMR (300 MHz, CDCl₃): δ ppm 7.37-7.23 (m, 9H), 5.15, 5.09 (ABq, *J*_{AB} = 12.3 Hz, 2H), 4.45 (dd, *J* = 11.1, 4.5 Hz, 1H), 3.16-3.05 (m, 1H), 2.86-2.73 (m, 2H), 2.70-2.44 (m, 5H), 2.12-1.99 (m, 2H), 1.96-1.82 (m, 2H), 1.80-1.65 (m, 3H), 1.57-1.44 (m, 4H), 1.44-1.37 (m, 2H), 1.37-1.32 (m, 2H), 1.34 (s, 3H), 1.31-1.16 (m, 14H), 1.16-1.03 (m, 2H), 0.99 (s, 3H), 0.96 (s, 3H), 0.93-0.84 (m, 12H), 0.83-0.64 (m, 5H); ESI-MS: *m/z* 935.52 (M+H)⁺.

*Step 2: Synthesis of (1*R*,3*S*)-3-(((3a*R*,5a*R*,5b*R*,7a*R*,9*S*,11a*R*,11b*R*,13a*S*)-3a-(2-(((1-(4-chlorophenyl)cyclopropyl)methyl)amino)-2-methylpropanamido)-1-isopropyl-5a,5b,8,8,11a-pentamethyl-2-oxo-3,3a,4,5,5a,5b,6,7,7a,8,9,10,11,11a,11b,12,13,13a-octadecahydro-2*H*-cyclopenta[*a*]chrysen-9-yl)oxy)carbonyl)-2,2-dimethylcyclobutane-1-carboxylic acid:*

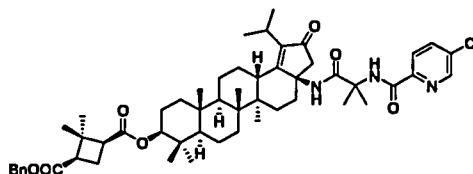
To a stirred solution of 1-benzyl 3-((3a*R*,5a*R*,5b*R*,7a*R*,9*S*,11a*R*,11b*R*,13a*S*)-3a-(2-(((1-(4-chlorophenyl)cyclopropyl)methyl)amino)-2-methylpropanamido)-1-isopropyl-5a,5b,8,8,11a-pentamethyl-2-oxo-3,3a,4,5,5a,5b,6,7,7a,8,9,10,11,11a,11b,12,13,13a-octadecahydro-2*H*-cyclopenta[*a*]chrysen-9-yl) (1*R*,3*S*)-2,2-dimethylcyclobutane-1,3-dicarboxylate (step 1, 0.6 g, 0.641 mmol, 1.0 eq) in MeOH (10 ml) and THF (10 ml) was added aqueous 2.5N KOH solution (1.78 ml, 4.49 mmol, 7.0 eq). The reaction mixture was stirred at room temperature for overnight. TLC indicated starting material was consumed and the desired product was observed. The organic phase was evaporated under reduced pressure, the reaction mixture was diluted with water (30 ml), cooled to 0 °C, pH adjusted to 5.0 with 1N HCl and extracted with

DCM (3x30 ml). The combined organic extracts were washed with water (20 ml), dried over sodium sulfate, filtered and evaporated under reduced pressure. The residue was purified by silicagel column chromatography by using 0-10% methanol in dichloromethane gradient. The fractions containing the expected product were combined and concentrated under reduced pressure to obtain the solid. To this solid compound, MTBE (5 ml) and hexane (5 ml) was added and heated to reflux for about 20 minutes. The mixture was filtered and dried under vacuum to obtain the desired product (90 mg, yield: 16.6%) as a white solid. ¹H NMR (300 MHz, CDCl₃): δ ppm 7.36-7.20 (m, 4H), 4.47 (dd, *J* = 11.1, 4.5 Hz, 1H), 3.18-3.05 (m, 1H), 2.88-2.76 (m, 2H), 2.68-2.60 (m, 1H), 2.60-2.52 (m, 2H), 2.50-2.44 (m, 2H), 2.13-2.0 (m, 2H), 1.92-1.83 (m, 2H), 1.77-1.63 (m, 3H), 1.63-1.41 (m, 6H), 1.38 (s, 3H), 1.37-1.29 (m, 3H), 1.26-1.10 (m, 14H), 1.08 (s, 3H), 1.05 (m, 1H), 1.0 (s, 3H), 0.93-0.84 (m, 12H), 0.83-0.73 (m, 4H), 0.72-0.65 (m, 1H); ESI-MS: *m/z* 845.44 (M+H)⁺; HPLC: 91.5%.

Example 70: Preparation of (1R,3S)-3-((((3aR,5aR,5bR,7aR,9S,11aR,11bR,13aS)-3a-(2-(5-chloropicolinamido)-2-methylpropanamido)-1-isopropyl-5a,5b,8,8,11a-pentamethyl-2-oxo-3,3a,4,5,5a,5b,6,7,7a,8,9,10,11,11a,11b,12,13,13a-octadecahydro-2H-cyclopenta[a]chrysen-9-yl)oxy)carbonyl)-2,2-dimethylcyclobutane-1-carboxylic acid:



Step 1: Synthesis of 1-benzyl 3-((((3aR,5aR,5bR,7aR,9S,11aR,11bR,13aS)-3a-(2-(5-chloropicolinamido)-2-methylpropanamido)-1-isopropyl-5a,5b,8,8,11a-pentamethyl-2-oxo-3,3a,4,5,5a,5b,6,7,7a,8,9,10,11,11a,11b,12,13,13a-octadecahydro-2H-cyclopenta[a]chrysen-9-yl)oxy)carbonyl)-2,2-dimethylcyclobutane-1,3-dicarboxylate:



To a stirred solution of 5-chloropicolinic acid (0.286 g, 1.815 mmol, 2.0 eq) in DMF (7 ml) was added HATU (1.034 g, 2.721 mmol, 3.0 eq) followed by triethylamine (0.89 ml, 6.35 mmol, 7.0 eq). The reaction mixture was stirred at room temperature for about 30 minutes then 1-((((3aR,5aR,5bR,7aR,9S,11aR,11bR,13aS)-3a-(2-amino-2-methylpropanamido)-1-isopropyl-5a,5b,8,8,11a-pentamethyl-2-oxo-3,3a,4,5,5a,5b,6,7,7a,8,9,10,11,11a,11b,12,13,13a-octadecahydro-2H-cyclopenta[a]chrysen-9-yl) 3-benzyl (1S,3R)-2,2-dimethyl

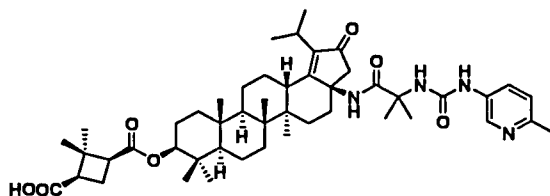
cyclobutane-1,3-dicarboxylate (Intermediate 1, 0.700 g, 0.907 mmol, 1.0 eq) was added and heated at 60 °C for overnight. TLC indicated starting material was consumed and the desired product was observed. The reaction mixture was diluted with water (100 ml) and stirred at room temperature for about 30 minutes. The precipitates formed were collected by filtration, washed with water (100 ml), and dried under vacuum to obtain the solid. The resulting solid was purified by silicagel column chromatography by using 0-2% methanol in dichloromethane gradient. The fractions containing the expected product were combined and concentrated under reduced pressure to obtain the desired product (0.800 g, yield: 96.85%) as a white solid. ¹H NMR (300 MHz, CDCl₃): δ ppm 8.52 (d, *J* = 2.1 Hz, 1H), 8.25 (brs, 1H), 8.13 (d, *J* = 8.4 Hz, 1H), 7.85 (dd, *J* = 8.4, 2.4 Hz, 1H), 7.56 (brs, 1H), 7.35 (m, 5H), 5.15, 5.09 (ABq, *J*_{AB} = 12.3 Hz, 2H), 4.44 (dd, *J* = 11.1, 4.5 Hz, 1H), 3.22-3.10 (m, 1H), 2.87-2.57 (m, 5H), 2.40-2.22 (m, 2H), 2.09-2.0 (m, 1H), 1.98-1.80 (m, 3H), 1.78-1.70 (m, 2H), 1.68 (s, 3H), 1.65 (s, 3H), 1.53-1.40 (m, 4H), 1.37-1.33 (m, 4H), 1.31-1.0 (m, 12H), 0.96 (s, 3H), 0.93 (s, 3H), 0.92 (s, 3H), 0.87-0.76 (m, 10H).

Step 2: Synthesis of (1R,3S)-3-((((3aR,5aR,5bR,7aR,9S,11aR,11bR,13aS)-3a-(2-(5-chloropicolinamido)-2-methylpropanamido)-1-isopropyl-5a,5b,8,8,11a-pentamethyl-2-oxo-3,3a,4,5,5a,5b,6,7,7a,8,9,10,11,11a,11b,12,13,13a-octadecahydro-2H-cyclopenta[a]chrysen-9-yl)oxy)carbonyl)-2,2-dimethylcyclobutane-1-carboxylic acid:

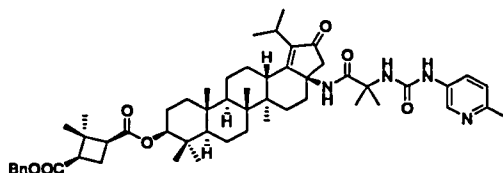
To a stirred solution of 1-benzyl 3-((3aR,5aR,5bR,7aR,9S,11aR,11bR,13aS)-3a-(2-(5-chloropicolinamido)-2-methylpropanamido)-1-isopropyl-5a,5b,8,8,11a-pentamethyl-2-oxo-3,3a,4,5,5a,5b,6,7,7a,8,9,10,11,11a,11b,12,13,13a-octadecahydro-2H-cyclopenta[a]chrysen-9-yl) (1R,3S)-2,2-dimethylcyclobutane-1,3-dicarboxylate (step 1, 0.800 g, 0.878 mmol, 1.0 eq) in MeOH (8 ml) and THF (8 ml) was added aqueous 2.5N KOH solution (2.63 ml, 6.585 mmol, 7.5 eq). The reaction mixture was stirred at room temperature for overnight. TLC indicated starting material was consumed and the desired product was observed. The organic phase was evaporated under reduced pressure, the reaction mixture was diluted with water (10 ml), cooled to 0 °C, pH adjusted to 5.0 with 1N HCl and extracted with DCM (2x50 ml). The combined organic extracts were washed with water (30 ml), dried over sodium sulfate, filtered and evaporated under reduced pressure. The residue was purified by silicagel column chromatography by using 0-5% methanol in dichloromethane gradient. The fractions containing the expected product were combined and concentrated under reduced pressure to obtain the solid. To this solid compound, MTBE (10 ml) was added and heated to reflux for about 30 minutes. The mixture was cooled to 0 °C, solid was filtered and dried under vacuum to obtain the desired product (0.048 g, yield: 6.6%) as an off-white solid. ¹H NMR (300 MHz,

CDCl₃): δ ppm 8.52 (d, J = 2.1 Hz, 1H), 8.24 (brs, 1H), 8.13 (d, J = 8.4 Hz, 1H), 7.85 (dd, J = 8.4, 2.1 Hz, 1H), 7.56 (s, 1H), 4.46 (dd, J = 11.4, 4.8 Hz, 1H), 3.20-3.07 (m, 1H), 2.87-2.75 (m, 3H), 2.72-2.53 (m, 2H), 2.37-2.24 (m, 2H), 2.11-2.0 (m, 1H), 1.98-1.80 (m, 5H), 1.70-1.63 (m, 4H), 1.68 (s, 3H), 1.64 (s, 3H), 1.44-1.36 (m, 5H), 1.37 (s, 3H), 1.25-1.18 (m, 7H), 1.07 (m, 4H), 0.94 (s, 3H), 0.92 (s, 3H), 0.89-0.82 (m, 10H); ESI-MS: m/z 820.78 (M+H)⁺; HPLC: 90.8%.

Example 71: Preparation of (1R,3S)-3-((((3aR,5aR,5bR,7aR,9S,11aR,11bR,13aS)-1-isopropyl-5a,5b,8,8,11a-pentamethyl-3a-(2-methyl-2-(3-(6-methylpyridin-3-yl)ureido)propanamido)-2-oxo-3,3a,4,5,5a,5b,6,7,7a,8,9,10,11,11a,11b,12,13,13a-octadecahydro-2H-cyclopenta[a]chrysen-9-yl)oxy)carbonyl)-2,2-dimethylcyclobutane-1-carboxylic acid:



Step 1: Synthesis of 1-benzyl 3-((((3aR,5aR,5bR,7aR,9S,11aR,11bR,13aS)-1-isopropyl-5a,5b,8,8,11a-pentamethyl-3a-(2-methyl-2-(3-(6-methylpyridin-3-yl)ureido)propanamido)-2-oxo-3,3a,4,5,5a,5b,6,7,7a,8,9,10,11,11a,11b,12,13,13a-octadecahydro-2H-cyclopenta[a]chrysen-9-yl) (1R,3S)-2,2-dimethylcyclobutane-1,3-dicarboxylate:



To a stirred solution of 1-((((3aR,5aR,5bR,7aR,9S,11aR,11bR,13aS)-3a-(2-amino-2-methylpropanamido)-1-isopropyl-5a,5b,8,8,11a-pentamethyl-2-oxo-3,3a,4,5,5a,5b,6,7,7a,8,9,10,11,11a,11b,12,13,13a-octadecahydro-2H-cyclopenta[a]chrysen-9-yl) 3-benzyl (1S,3R)-2,2-dimethylcyclobutane-1,3-dicarboxylate (Intermediate 1, 0.800 g, 1.037 mmol, 1.0 eq) in THF (20 ml) was added DIPEA (0.73 ml, 4.148 mmol, 4.0 eq) and 5-isocyanato-2-methylpyridine (Intermediate 19, 0.139 g, 1.037 mmol, 1.0 eq). The reaction mixture was heated at 60 °C for about 16 hours. TLC indicated starting material was consumed and the desired product was observed. The reaction mixture was diluted with water (15 ml) and extracted with ethyl acetate (3x25 ml). The combined organic extracts were washed with water (25 ml), dried over sodium sulfate, filtered and evaporated under reduced pressure. The residue was purified by silicagel column chromatography by using 3% methanol in dichloromethane as an eluent to obtain the desired product (560 mg, yield: 59.7%) as a white solid. ¹H NMR (300 MHz, CDCl₃): δ ppm

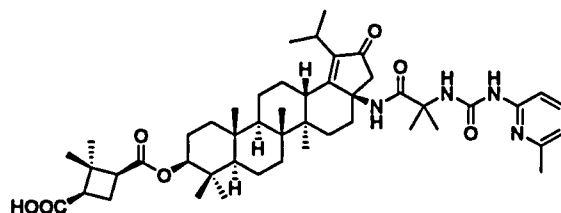
8.30 (d, $J = 1.8$ Hz, 1H), 7.94 (brs, 1H), 7.86 (dd, $J = 8.4, 2.1$ Hz, 1H), 7.54 (s, 1H), 7.35 (m, 5H), 7.03 (d, $J = 8.4$ Hz, 1H), 5.96 (s, 1H), 5.15, 5.09 (ABq, $J_{AB} = 12.3$ Hz, 2H), 4.43 (dd, $J = 10.8, 4.2$ Hz, 1H), 3.20-3.08 (m, 1H), 2.98-2.90 (m, 1H), 2.88-2.72 (m, 2H), 2.70-2.58 (m, 2H), 2.49 (s, 3H), 2.35-2.20 (m, 2H), 2.20-1.83 (m, 8H), 1.63-1.40 (m, 2H), 1.49 (s, 3H), 1.47 (s, 3H), 1.40-1.10 (m, 12H), 1.34 (s, 3H), 1.10-0.75 (m, 20H); ESI MS: m/z 905.58 ($M+H$)⁺.

Step 2: Synthesis of (1R,3S)-3-((((3aR,5aR,5bR,7aR,9S,11aR,11bR,13aS)-1-isopropyl-5a,5b,8,8,11a-pentamethyl-3a-(2-methyl-2-(3-(6-methylpyridin-3-yl)ureido)propanamido)-2-oxo-3,3a,4,5,5a,5b,6,7,7a,8,9,10,11,11a,11b,12,13,13a-octadecahydro-2H-cyclopenta[a]chrysen-9-yl)oxy) carbonyl)-2,2-dimethylcyclobutane-1-carboxylic acid:

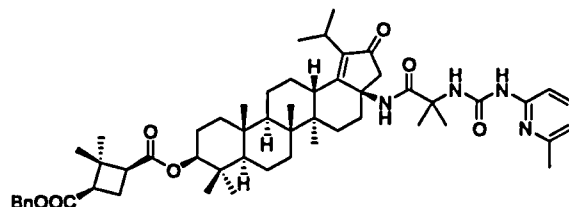
To a stirred solution of 1-benzyl 3-((3aR,5aR,5bR,7aR,9S,11aR,11bR,13aS)-1-isopropyl-5a,5b,8,8,11a-pentamethyl-3a-(2-methyl-2-(3-(6-methylpyridin-3-yl)ureido)propanamido)-2-oxo-3,3a,4,5,5a,5b,6,7,7a,8,9,10,11,11a,11b,12,13,13a-octadecahydro-2H-cyclopenta[a]chrysen-9-yl) (1R,3S)-2,2-dimethylcyclobutane-1,3-dicarboxylate (step 1, 0.700 g, 0.773 mmol, 1.0 eq) in MeOH (14 ml) and THF (14 ml) was added aqueous 2.5 N KOH solution (2.32 ml, 5.80 mmol, 7.5 eq). The reaction mixture was stirred at room temperature for overnight. TLC indicated starting material was consumed and the desired product was observed. The organic phase was evaporated under reduced pressure, the reaction mixture was diluted with water (20 ml), cooled to 0 °C, pH adjusted to 5.0 with 1N HCl and extracted with DCM (3x40 ml). The combined organic extracts were washed with water (40 ml), dried over sodium sulfate, filtered and evaporated under reduced pressure. The residue was purified by silicagel column chromatography by using 0-6% methanol in dichloromethane gradient. The fractions containing the expected product were combined and concentrated under reduced pressure to give a solid. To this solid compound, acetonitrile (15 ml) was added and heated to reflux for about 30 minutes. The mixture was cooled to 0 °C, filtered and dried under vacuum to obtain the desired product (310 mg, yield: 49.1%) as a white solid. ¹H NMR (300 MHz, DMSO- d_6): δ ppm 12.1 (brs, 1H), 8.72 (s, 1H), 8.35 (d, $J = 2.4$ Hz, 1H), 7.74 (dd, $J = 8.4, 2.4$ Hz, 1H), 7.50 (s, 1H), 7.08 (d, $J = 8.7$ Hz, 1H), 6.48 (s, 1H), 4.34 (m, 1H), 3.09 (m, 1H), 2.88-2.72 (m, 3H), 2.45-2.20 (m, 4H), 2.43 (s, 3H), 2.10 (d, $J = 17.7$ Hz, 1H), 2.0-1.80 (m, 3H), 1.80-1.50 (m, 4H), 1.50-1.40 (m, 2H), 1.42 (s, 3H), 1.40 (s, 3H), 1.38-1.18 (m, 5H), 1.26 (s, 3H), 1.18-0.98 (m, 8H), 0.91 (s, 3H), 0.87 (s, 3H), 0.84 (s, 3H), 0.80 (s, 3H), 0.78 (s, 3H), 0.75-0.63 (m, 1H), 0.72 (s, 3H); ESI MS: m/z 815.45 ($M+H$)⁺; HPLC: 95.0%.

Example 72: Preparation of (1R,3S)-3-((((3aR,5aR,5bR,7aR,9S,11aR,11bR,13aS)-1-isopropyl-5a,5b,8,8,11a-pentamethyl-3a-(2-methyl-2-(3-(6-methylpyridin-2-yl)ureido)

propanamido)-2-oxo-3,3a,4,5,5a,5b,6,7,7a,8,9,10,11,11a,11b,12,13,13a-octadecahydro-2H-cyclopenta[a]chrysen-9-yl)oxy)carbonyl)-2,2-dimethylcyclobutane-1-carboxylic acid:



Step 1: Synthesis of 1-benzyl 3-((3aR,5aR,5bR,7aR,9S,11aR,11bR,13aS)-1-isopropyl-5a,5b,8,8,11a-pentamethyl-3a-(2-methyl-2-(3-(6-methylpyridin-2-yl)ureido)propanamido)-2-oxo-3,3a,4,5,5a,5b,6,7,7a,8,9,10,11,11a,11b,12,13,13a-octadecahydro-2H-cyclopenta[a]chrysen-9-yl) (1R,3S)-2,2-dimethylcyclobutane-1,3-dicarboxylate:

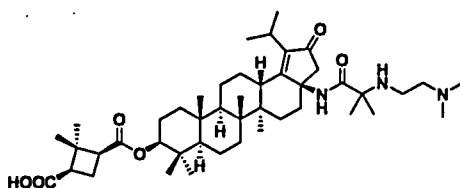


To a stirred solution of 1-((3aR,5aR,5bR,7aR,9S,11aR,11bR,13aS)-3a-(2-amino-2-methylpropanamido)-1-isopropyl-5a,5b,8,8,11a-pentamethyl-2-oxo-3,3a,4,5,5a,5b,6,7,7a,8,9,10,11,11a,11b,12,13,13a-octadecahydro-2H-cyclopenta[a]chrysen-9-yl) 3-benzyl (1S,3R)-2,2-dimethylcyclobutane-1,3-dicarboxylate (Intermediate 1, 0.6 g, 0.778 mmol, 1.0 eq) in THF (6 ml) was added triethylamine (0.54 ml, 3.89 mmol, 5.0 eq) and 2-isocyanato-6-methylpyridine (Intermediate 20, 0.208 g, 1.556 mmol, 2.0 eq). The reaction mixture was stirred at room temperature for overnight. TLC indicated starting material was consumed and the desired product was observed. The reaction mixture was evaporated under reduced pressure, diluted with water (15 ml) and extracted with DCM (2x25 ml). The combined organic extracts were washed with water (25 ml), dried over sodium sulfate, filtered and evaporated under reduced pressure. The residue was purified by silicagel column chromatography by using 0-5% MeOH in DCM gradient. The fractions containing the expected product were combined and concentrated under reduced pressure to obtain the desired product (0.400 g, yield: 57.14%) as a white solid. ¹H NMR (300 MHz, CDCl₃): δ ppm 10.39 (s, 1H), 7.94 (s, 1H), 7.56-7.48 (m, 1H), 7.35 (m, 5H), 6.79 (d, *J* = 7.5 Hz, 1H), 6.48 (d, *J* = 8.1 Hz, 1H), 5.15, 5.09 (ABq, *J*_{AB} = 12.3 Hz, 2H), 4.44 (dd, *J* = 11.4, 4.5 Hz, 1H), 3.20-3.08 (m, 1H), 2.90-2.58 (m, 5H), 2.46 (s, 3H), 2.35-2.23 (m, 2H), 2.09-1.98 (m, 1H), 1.97-1.86 (m, 3H), 1.80-1.67 (m, 2H), 1.64 (s, 3H), 1.61 (s, 3H), 1.55-1.10 (m, 17H), 1.34 (s, 3H), 1.08 (s, 3H), 0.96 (s, 3H), 0.92 (s, 3H), 0.86-0.80 (m, 10H); ESI-MS: *m/z* 905.76 (M+H)⁺.

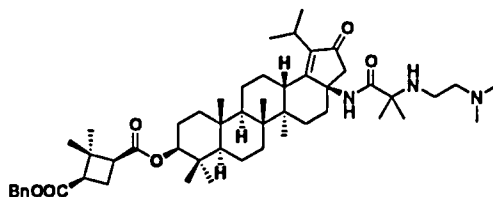
Step 2: Synthesis of (1R,3S)-3-((((3aR,5aR,5bR,7aR,9S,11aR,11bR,13aS)-1-isopropyl-5a,5b,8,8,11a-pentamethyl-3a-(2-methyl-2-(3-(6-methylpyridin-2-yl)ureido)propanamido)-2-oxo-3,3a,4,5,5a,5b,6,7,7a,8,9,10,11,11a,11b,12,13,13a-octadecahydro-2H-cyclopenta[a]chrysen-9-yl)oxy)carbonyl)-2,2-dimethylcyclobutane-1-carboxylic acid:

5 To a stirred solution of 1-benzyl 3-((3aR,5aR,5bR,7aR,9S,11aR,11bR,13aS)-1-isopropyl-5a,5b,8,8,11a-pentamethyl-3a-(2-methyl-2-(3-(6-methylpyridin-2-yl)ureido)propanamido)-2-oxo-3,3a,4,5,5a,5b,6,7,7a,8,9,10,11,11a,11b,12,13,13a-octadecahydro-2H-cyclopenta[a]chrysen-9-yl) (1R,3S)-2,2-dimethylcyclobutane-1,3-dicarboxylate (step 1, 0.4 g, 0.441 mmol, 1.0 eq) in MeOH (4 ml) and THF (4 ml) was added aqueous 2.5N KOH solution (1.23 ml, 3.093 mmol, 7.0 eq). The reaction mixture was stirred at room temperature for overnight. TLC indicated starting material was consumed and the desired product was observed. The organic phase was evaporated under reduced pressure, the reaction mixture was diluted with water (10 ml), cooled to 0 °C, pH adjusted to 5.0 with 1N HCl and extracted with DCM (2x30 ml). The combined organic extracts were washed with water, dried over sodium sulfate, filtered and evaporated under reduced pressure. The residue was purified by silicagel column chromatography by using 0-6% methanol in dichloromethane gradient. The fractions containing the expected product were combined and concentrated under reduced pressure to obtain the solid. To this solid compound, acetonitrile (20 ml) was added and heated to reflux for about 30 minutes. The mixture was cooled to 0 °C, filtered, was washed with acetonitrile (10 ml) and dried under vacuum to obtain the desired product (0.060 g, yield: 16%) as an off-white solid. ¹H NMR (300 MHz, CDCl₃): δ ppm 10.5 (brs, 1H), 9.12 (s, 1H), 8.06 (s, 1H), 7.53 (t, *J* = 7.8 Hz, 1H), 6.80 (d, *J* = 7.2 Hz, 1H), 6.62 (d, *J* = 7.8 Hz, 1H), 4.54-4.47 (m, 1H), 3.21-3.09 (m, 1H), 2.97-2.88 (m, 1H), 2.87-2.77 (m, 2H), 2.73-2.50 (m, 2H), 2.47 (s, 3H), 2.40-2.30 (m, 2H), 2.17-2.05 (m, 1H), 2.0-1.80 (m, 3H), 1.72-1.57 (m, 4H), 1.64 (s, 3H), 1.60 (s, 3H), 1.57-1.48 (m, 3H), 1.45-1.35 (m, 2H), 1.39 (s, 3H), 1.34-1.10 (m, 10H), 1.12 (s, 3H), 1.06 (s, 3H), 0.92 (s, 3H), 0.88 (s, 3H), 0.87-0.80 (m, 7H); ESI-MS: *m/z* 815.70 (*M*+H)⁺; HPLC: 93.1%.

Example 73: Preparation of (1R,3S)-3-((((3aR,5aR,5bR,7aR,9S,11aR,11bR,13aS)-3a-(2-((2-(dimethylamino)ethyl)amino)-2-methylpropanamido)-1-isopropyl-5a,5b,8,8,11a-pentamethyl-2-oxo-3,3a,4,5,5a,5b,6,7,7a,8,9,10,11,11a,11b,12,13,13a-octadecahydro-2H-cyclopenta[a]chrysen-9-yl)oxy)carbonyl)-2,2-dimethylcyclobutane-1-carboxylic acid:



Step 1: Synthesis of 1-benzyl 3-((3aR,5aR,5bR,7aR,9S,11aR,11bR,13aS)-3a-(2-((2-(dimethyl
amino)ethyl)amino)-2-methylpropanamido)-1-isopropyl-5a,5b,8,8,11a-pentamethyl-2-oxo-3,
3a,4,5,5a,5b,6,7,7a,8,9,10,11,11a,11b,12,13,13a-octadecahydro-2H-cyclopenta[a]chrysen-9-
5 yl) (1R,3S)-2,2-dimethylcyclobutane-1,3-dicarboxylate:

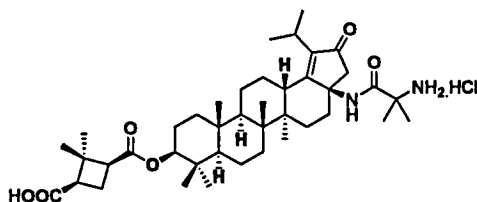


To a stirred solution of 1-((3aR,5aR,5bR,7aR,9S,11aR,11bR,13aS)-3a-(2-amino-2-
methylpropanamido)-1-isopropyl-5a,5b,8,8,11a-pentamethyl-2-oxo-3,3a,4,5,5a,5b,6,7,7a,8,9,
10,11,11a,11b,12,13,13a-octadecahydro-2H-cyclopenta[a]chrysen-9-yl) 3-benzyl (1S,3R)-2,2-
10 -dimethylcyclobutane-1,3-dicarboxylate (Intermediate 1, 1.0 g, 1.298 mmol, 1.0 eq) and
sodium 2-(dimethylamino)-1-hydroxyethane-1-sulfonate (Intermediate 21, 1.241 g, 6.49
mmol, 5.0 eq) in methanol (10 ml) at 0 °C under nitrogen was added TEA (1 ml, 7.139 mmol,
5.5 eq). The reaction mixture was stirred at 0 °C for about 30 minutes then sodium
cyanoborohydride (0.163 g, 2.596 mmol, 2.0 eq) was added and stirred at room temperature
15 for overnight. TLC indicated starting material was consumed and the desired product was
observed. The reaction mixture cooled to 0 °C, pH adjusted to 7.0 with 1N HCl, and evaporated
under reduced pressure. The reaction mixture was diluted with DCM (75 ml), washed with
water (30 ml) and brine solution (20 ml). The combined organic extracts were dried over
Na₂SO₄, filtered and evaporated under reduced pressure. The residue was purified by silicagel
20 column chromatography by using 0-10% methanol in dichloromethane gradient. The fractions
containing the expected product were combined and concentrated under reduced pressure to
obtain the desired product (0.3 g, yield: 27.7%) as a white solid. ¹H NMR (300 MHz, CDCl₃):
δ ppm 7.65 (brs, 1H), 7.38-7.33 (m, 5H), 5.15, 5.09 (ABq, *J*_{AB} = 12.3 Hz, 2H), 4.45 (dd, *J* =
11.1, 4.5 Hz, 1H), 3.23-3.08 (m, 1H), 2.89-2.58 (m, 8H), 2.56-2.41 (m, 7H), 2.36-2.28 (m, 2H),
25 2.09-1.83 (m, 5H), 1.80-1.44 (m, 7H), 1.42-1.29 (m, 12H), 1.27-1.18 (m, 8H), 1.12 (s, 3H),
1.1-1.0 (m, 1H), 0.96 (s, 3H), 0.94 (s, 3H), 0.91 (s, 3H), 0.85 (s, 3H), 0.84 (s, 3H), 0.79 (m,
1H); ESI-MS: *m/z* 862.7 (M+H)⁺ (100%).

Step 2: Synthesis of (1R,3S)-3-((((3aR,5aR,5bR,7aR,9S,11aR,11bR,13aS)-3a-(2-((2-(dimethylamino)ethyl)amino)-2-methylpropanamido)-1-isopropyl-5a,5b,8,8,11a-pentamethyl-2-oxo-3,3a,4,5,5a,5b,6,7,7a,8,9,10,11,11a,11b,12,13,13a-octadecahydro-2H-cyclopenta[a]chrysen-9-yl)oxy)carbonyl)-2,2-dimethylcyclobutane-1-carboxylic acid:

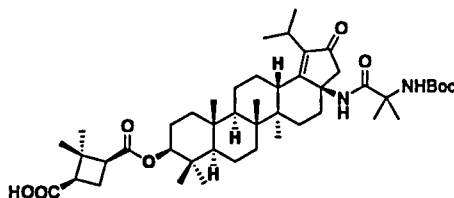
5 To a stirred solution of 1-benzyl 3-((3aR,5aR,5bR,7aR,9S,11aR,11bR,13aS)-3a-(2-((2-(dimethylamino)ethyl)amino)-2-methylpropanamido)-1-isopropyl-5a,5b,8,8,11a-penta
methyl-2-oxo-3,3a,4,5,5a,5b,6,7,7a,8,9,10,11,11a,11b,12,13,13a-octadecahydro-2H-cyclo
penta[a]chrysen-9-yl) (1R,3S)-2,2-dimethylcyclobutane-1,3-dicarboxylate (step 1, 0.3 g, 0.356
10 mmol, 1.0 eq) in MeOH (5 ml) and THF (5 ml) was added aqueous 2.5N KOH solution (1.0
ml, 2.492 mmol, 7.0 eq). The reaction mixture was stirred at room temperature for overnight.
TLC indicated starting material was consumed and the desired product was observed. The
organic phase was evaporated under reduced pressure, the reaction mixture was diluted with
water (15 ml), cooled to 0 °C, pH adjusted to 5.0 with 1N HCl and extracted with DCM (3x15
ml). The combined organic extracts were washed with water (10 ml), dried over sodium sulfate,
15 filtered and evaporated under reduced pressure. The residue was purified by silicagel column
chromatography by using 0-10% methanol in dichloromethane gradient. The fractions
containing the expected product were combined and concentrated under reduced pressure to
give a solid. To this solid, acetonitrile (15 ml) was added and heated to reflux for about 30
minutes. The mixture was filtered through a Buchner funnel and was washed with acetonitrile
20 (10 ml) and dried under vacuum to obtain the desired product (60 mg, yield: 22.3%) as a white
solid. ¹H NMR (300 MHz, Pyridine-d₅): δ ppm 8.43 (s, 1H), 4.82 (dd, *J* = 11.1, 4.2 Hz, 1H),
3.44-3.33 (m, 1H), 3.22-3.04 (m, 5H), 2.80-2.68 (m, 2H), 2.66-2.57 (m, 2H), 2.57-2.47 (m,
3H), 2.29 (s, 6H), 2.22-1.90 (m, 5H), 1.90-1.70 (m, 3H), 1.65 (s, 3H), 1.61-1.50 (m, 18H),
1.48-1.39 (m, 5H), 1.30 (s, 3H), 1.27-1.18 (m, 1H), 1.09 (s, 3H), 1.06 (s, 3H), 1.03 (s, 3H),
25 0.98 (s, 3H), 0.94-0.88 (m, 1H); ESI-MS: *m/z* 752.66 (M+H)⁺; HPLC: 95.77%.

Example 74: Preparation of (1R,3S)-3-((((3aR,5aR,5bR,7aR,9S,11aR,11bR,13aS)-3a-(2-amino-2-methylpropanamido)-1-isopropyl-5a,5b,8,8,11a-pentamethyl-2-oxo-3,3a,4,5,5a,5b,6,7,7a,8,9,10,11,11a,11b,12,13,13a-octadecahydro-2H-cyclopenta[a]chrysen-9-yl)oxy)carbonyl)-2,2-dimethylcyclobutane-1-carboxylic acid hydrochloride:



To a stirred solution of 1-(((3aR,5aR,5bR,7aR,9S,11aR,11bR,13aS)-3a-(2-amino-2-methylpropanamido)-1-isopropyl-5a,5b,8,8,11a-pentamethyl-2-oxo-3,3a,4,5,5a,5b,6,7,7a,8,9,10,11,11a,11b,12,13,13a-octadecahydro-2H-cyclopenta[a]chrysen-9-yl) 3-benzyl (1S,3R)-2,2-dimethylcyclobutane-1,3-dicarboxylate (Intermediate 1, 0.6 g, 0.778 mmol, 1.0 eq) in MeOH (10 ml) and THF (10 ml) was added aqueous 2.5N KOH solution (2.18 ml, 5.44 mmol, 7.0 eq). The reaction mixture was stirred at room temperature for overnight. TLC indicated starting material was consumed and the desired product was observed. The organic phase was evaporated under reduced pressure, the reaction mixture was diluted with water (20 ml), cooled to 0 °C, pH adjusted to 5 with 1N HCl and extracted with DCM (3x15 ml). The combined organic extracts were washed with water (15 ml), dried over sodium sulfate, filtered and evaporated under reduced pressure. The residue was purified by silicagel column chromatography by using 0-10% methanol in dichloromethane gradient, followed by recrystallization over acetonitrile provided the solid. To this solid, 2N HCl in dioxane (5 ml) was added and stirred at room temperature for overnight. The mixture was evaporated under reduced pressure and recrystallization over MTBE gave the desired product (0.44 g, yield: 80%) as a white solid. ¹H NMR (300 MHz, DMSO-d₆): δ ppm 12.16 (s, 1H), 8.17-8.08 (m, 4H), 4.40-4.32 (m, 1H), 3.16-3.06 (m, 1H), 2.84-2.67 (m, 3H), 2.32-2.22 (m, 4H), 2.02-1.83 (m, 3H), 1.80-1.55 (m, 5H), 1.53 (s, 3H), 1.49 (s, 3H), 1.47-1.32 (m, 6H), 1.27 (s, 3H), 1.31-1.23 (m, 1H), 1.22-1.10 (m, 9H), 1.06 (s, 3H), 0.92 (s, 3H), 0.91 (s, 3H), 0.87 (s, 3H), 0.83 (s, 3H), 0.82 (s, 3H); ESI-MS: m/z 681.5 (M-HCl+H)⁺; HPLC: 97.9%; chloride content by Ion chromatography: 4.4%.

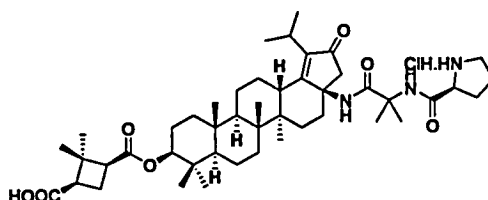
Example 75: Preparation of (1R,3S)-3-((((3aR,5aR,5bR,7aR,9S,11aR,11bR,13aS)-3a-(2-((tert-butoxycarbonyl)amino)-2-methylpropanamido)-1-isopropyl-5a,5b,8,8,11a-pentamethyl-2-oxo-3,3a,4,5,5a,5b,6,7,7a,8,9,10,11,11a,11b,12,13,13a-octadecahydro-2H-cyclopenta[a]chrysen-9-yl)oxy)carbonyl)-2,2-dimethylcyclobutane-1-carboxylic acid:



To a stirred solution of 1-benzyl 3-(((3aR,5aR,5bR,7aR,9S,11aR,11bR,13aS)-3a-(2-((tert-butoxycarbonyl)amino)-2-methylpropanamido)-1-isopropyl-5a,5b,8,8,11a-pentamethyl-2-oxo-3,3a,4,5,5a,5b,6,7,7a,8,9,10,11,11a,11b,12,13,13a-octadecahydro-2H-cyclopenta[a]chrysen-9-yl) (1R,3S)-2,2-dimethylcyclobutane-1,3-dicarboxylate (Intermediate 1-step 12,

0.700 g, 0.803 mmol, 1.0 eq) in MeOH (7 ml) and THF (7 ml) was added aqueous 2.5N KOH solution (2.41 ml, 6.026 mmol, 7.5 eq). The reaction mixture was stirred at room temperature for overnight. TLC indicated starting material was consumed and the desired product was observed. The organic phase was evaporated under reduced pressure, the reaction mixture was diluted with water (10 ml), cooled to 0 °C, pH adjusted to 5.0 with 1N HCl and extracted with DCM (3x40 ml). The combined organic extracts were washed with water (40 ml), dried over sodium sulfate, filtered and evaporated under reduced pressure. The residue was purified by silicagel column chromatography by using 0-4% methanol in dichloromethane gradient. The fractions containing the expected product were combined and concentrated under reduced pressure to obtain the desired product (0.245 g, yield: 39%) as a white solid. ¹H NMR (300 MHz, CDCl₃): δ ppm 4.88 (s, 1H), 4.47 (dd, *J* = 11.1, 4.8 Hz, 1H), 3.20-3.09 (m, 1H), 2.90-2.70 (m, 3H), 2.67-2.50 (m, 2H), 2.40-2.22 (m, 2H), 2.10-2.0 (m, 1H), 1.98-1.85 (m, 3H), 1.80-1.66 (m, 4H), 1.65-1.55 (m, 3H), 1.49 (s, 3H), 1.47 (s, 3H), 1.42 (s, 9H), 1.40-1.35 (m, 4H), 1.35-1.27 (m, 3H), 1.26-1.18 (m, 7H), 1.14 (s, 3H), 1.07 (s, 3H), 1.0-0.98 (m, 1H), 0.93 (s, 3H), 0.92 (s, 3H), 0.87 (s, 3H), 0.86 (s, 3H), 0.83-0.78 (m, 1H); ESI-MS: *m/z* 803.51 (M+Na)⁺.

Example 76: Preparation of (1*R*,3*S*)-3-((((3*aR*,5*aR*,5*bR*,7*aR*,9*S*,11*aR*,11*bR*,13*aS*)-1-isopropyl-5*a*,5*b*,8,8,11*a*-pentamethyl-3*a*-(2-methyl-2-((*S*)-pyrrolidine-2-carboxamido)propanamido)-2-oxo-3,3*a*,4,5,5*a*,5*b*,6,7,7*a*,8,9,10,11,11*a*,11*b*,12,13,13*a*-octadecahydro-2*H*-cyclopenta[*a*]chrysen-9-yl)oxy)carbonyl)-2,2-dimethylcyclobutane-1-carboxylic acid hydrochloride:



A solution of (1*R*,3*S*)-3-((((3*aR*,5*aR*,5*bR*,7*aR*,9*S*,11*aR*,11*bR*,13*aS*)-3*a*-(2-((*S*)-1-(tert-butoxycarbonyl)pyrrolidine-2-carboxamido)-2-methylpropanamido)-1-isopropyl-5*a*,5*b*,8,8,11*a*-pentamethyl-2-oxo-3,3*a*,4,5,5*a*,5*b*,6,7,7*a*,8,9,10,11,11*a*,11*b*,12,13,13*a*-octadecahydro-2*H*-cyclopenta[*a*]chrysen-9-yl)oxy)carbonyl)-2,2-dimethylcyclobutane-1-carboxylic acid (Example 8, 0.400 g, 0.455 mmol, 1.0 eq) and 3N HCl in 1,4-dioxane (5 ml) was stirred at room temperature for overnight. TLC indicated starting material was consumed and the desired product was observed. The mixture was evaporated under reduced pressure, the residue was washed with *n*-hexane (10 ml), MTBE (10 ml) was added and heated to reflux for about 30 minutes. The reaction mixture was cooled to 0 °C, filtered, solid was washed with MTBE (10

ml) and dried under vacuum to obtain the desired product (0.340 g, yield: 91.64%) as a white solid. ¹H NMR (300 MHz, DMSO-d₆): δ ppm 12.16 (brs, 1H), 9.65 (brs, 1H), 8.52 (s, 1H), 8.46 (brs, 1H), 7.32 (s, 1H), 4.39-4.33 (m, 1H), 4.24-4.17 (m, 1H), 3.22-3.06 (m, 3H), 2.82-2.73 (m, 3H), 2.45-2.23 (m, 4H), 2.10 (d, *J* = 13.8 Hz, 1H), 1.98-1.64 (m, 9H), 1.62-1.47 (m, 4H), 1.46-1.41 (m, 1H), 1.43 (s, 3H), 1.40-1.32 (m, 3H), 1.37 (s, 3H), 1.26 (s, 3H), 1.25-1.17 (m, 2H), 1.15-1.10 (m, 6H), 1.09-1.01 (m, 2H), 1.03 (s, 3H), 0.91 (s, 3H), 0.90 (s, 3H), 0.87 (s, 3H), 0.82 (s, 3H), 0.81 (s, 3H); ESI-MS: *m/z* 778.46 (M-HCl+H)⁺; HPLC: 99.6%; chloride content by Ion chromatography: 4.46%.

BIOLOGICAL ACTIVITY

The compounds described herein can be tested for their antiviral activity following procedures known to a person of ordinary skill in the art. For example, the following protocols can be employed for testing the compounds. These protocols are illustrative and do not limit to the scope of the invention.

Example 77: Evaluation of compounds antiviral activity against HIV-1 strain 92HT599 in MT2 cells:

MT2 cells were infected with HIV-1 strain 92HT599 (10 TCID₅₀/ 30000 cells). The infected cells were plated at the concentration of ~30,000 cells per well in 96 well plate. Test compound was added to the micro plate in defined format with the final concentration of DMSO (vehicle) is not more than 1%. Incubation was carried out in CO₂ incubator for ~ 96 hours for viral infection. At the end of incubation period an aliquot from each well was taken for p24 estimation. The quantitation of p24 is an index for antiviral activity of the compound. Percent inhibition was calculated with reference to control values (vehicle controls). p24 estimation was carried out using Advance biosciences kit as per the procedure detailed by supplier.

For 0% serum binding assay, wherein "A" refers to an IC₅₀ value of less than 3 nM, "B" refers to IC₅₀ value in range of 3.01-10 nM, and "C" refers to IC₅₀ values greater than 10 nM.

For 40% serum binding assay, wherein "A" refers to an IC₅₀ value of less than 50 nM, "B" refers to IC₅₀ value in range of 50.01-200 nM, and "C" refers to IC₅₀ values greater than 200 nM. The IC₅₀ (nM) values are set forth in Table-1.

Table-1

Example no	IC ₅₀ 0% serum	IC ₅₀ 40% serum	Example no	IC ₅₀ 0% serum	IC ₅₀ 40% serum
1	A	A	39	A	A

Example no	IC ₅₀ 0% serum	IC ₅₀ 40% serum	Example no	IC ₅₀ 0% serum	IC ₅₀ 40% serum
2	B	A	40	A	A
3	A	A	41	A	A
4	A	A	42	A	A
5	A	B	43	A	A
6	A	B	44	A	B
7	A	A	45	B	A
8	A	A	46	A	A
9	A	C	47	A	A
10	A	A	48	A	A
11	A	B	49	A	A
12	A	B	50	A	A
13	A	A	51	A	A
14	A	A	53	A	A
15	A	A	54	A	A
16	A	B	55	B	B
17	A	A	56	A	A
18	A	A	57	A	A
19	A	A	58	A	A
20	A	A	59	A	B
21	B	A	60	A	A
22	A	A	61	A	A
23	A	A	63	A	A
24	A	B	64	A	A
25	A	A	65	A	A
26	A	B	67	A	A
27	B	B	68	B	A
28	A	A	69	C	B
30	A	A	70	A	A
31	A	A	71	A	B
32	B	C	72	A	A
33	A	A	73	A	A
34	A	A	74	A	A
35	C	C	75	A	A
36	A	B	76	A	B
37	A	A	-	-	-
38	A	A	-	-	-

Example 78: Evaluation of compounds antiviral activity against pNL4-3/WT & V7A strains in MT4 cells:

- 5 MT4 cells were Transfected with HIV-1 Plasmid (pNL4-3-WT & V7A) (Cells were incubating with required number of TCID₅₀ of HIV-1 for 1.5h at 37°C). After infection, the infected cells were plated at the concentration of 3×10^4 cells per well in 96 well plate. Test compound was added to the test plate in defined format with the final concentration of DMSO is not more than 1%. Incubation was carried out in CO₂ incubator for 4 days for viral infection.

At the end of incubation period an aliquot from each well was taken for p24 estimation. p24 estimation was carried out using Advance biosciences kit as per the procedure detailed by supplier.

For pNL4-3 WT assay, IC₅₀ wherein "A" refers to an IC₅₀ value of less than 5 nM, "B" refers to IC₅₀ value in range of 5.01-10 nM, and "C" refers to IC₅₀ values greater than 10 nM;

For pNL4-3 V7A assay, wherein "A" refers to an IC₅₀ value of less than 10 nM, "B" refers to IC₅₀ value in range of 10.01-50 nM, and "C" refers to IC₅₀ values greater than 50 nM. The IC₅₀ (nM) values are set forth in Table-2.

Table-2

Example no	pNL4-3 WT IC ₅₀	pNL4-3 V7A IC ₅₀	Example no	pNL4-3 WT IC ₅₀	pNL4-3 V7A IC ₅₀
1	A	A	39	B	B
5	A	A	40	A	A
7	A	A	41	C	B
14	A	B	42	B	A
15	A	C	44	C	C
16	B	C	45	A	B
17	A	A	47	A	A
18	A	A	51	B	C
19	A	A	53	A	A
20	C	C	54	A	B
25	A	A	55	C	C
28	B	B	56	B	B
29	A	B	57	B	B
30	B	C	58	B	C
31	A	C	61	A	B
32	C	C	63	C	C
33	A	A	64	B	C
34	A	B	65	C	C
37	A	A	70	A	A
38	A	A	72	A	C

Example 79: Evaluation of compounds cyto-toxicity (MTT Assay):

On day 1 calculate the number of cells required for the assay and seed 3 x 10⁴ cells in 200 µl per well. Weigh the compound and dissolve it in DMSO to get 10 mM stock which is further diluted to 3 mM and 1 mM. The drugs from these stocks were added to plate to get final concentration of 100 µM, 30 µM and 10 µM. Add DMSO to controls in a way to obtain final concentration of solvent that is not greater than 1%. Incubate for 4 days in 5% CO₂ incubator at 37°C. On day 4, 100 µl of medium was removed from each well without disturbing the cells. Add 10 µl of MTT reagent and incubate for 4 hours at 5% CO₂ incubator at 37°C for formation

of crystals. Add 200 μ l of 0.1N acidic isopropanol to dissolve the crystals and read the plate at 590nm. The values are mentioned in below Table-3 and Table-3A.

Table-3

Example No.	Cytotoxicity % viability			Example No.	Cytotoxicity % viability		
	1 μ M	0.1 μ M	0.01 μ M		1 μ M	0.1 μ M	0.01 μ M
1	4	10	57	35	77	92	84
2	8	9	42	36	8	15	56
3	7	13	32	37	1	4	26
4	9	12	20	38	2	9	20
5	4	35	74	39	0	2	29
6	4	19	60	40	1	2	26
7	0	9	28	42	4	5	27
8	3	5	28	43	3	26	76
9	14	53	100	46	4	12	52
10	0	1	67	47	4	14	75
11	1	3	41	48	4	12	44
12	3	7	42	49	4	12	56
13	4	10	45	50	0	0	21
14	2	8	44	59	8	15	94
15	2	8	44	60	2	27	77
16	2	11	37	61	2	42	88
21	6	7	36	63	0	16	51
22	3	3	21	64	1	2	26
23	4	8	34	65	2	3	27
24	6	21	69	67	3	21	59
25	2	6	31	69	8	8	42
26	0	20	55	71	3	5	41
27	0	2	52	73	9	11	52
28	6	10	21	74	19	14	61
29	2	3	29	75	2	17	63
30	2	3	30	76	6	6	59
34	1	10	26	-	-	-	-

5

Table-3A

Example No.	Cytotoxicity % viability		
	0.01 μ M	0.003 μ M	0.001 μ M
17	26	62	81
18	29	61	78
19	40	65	79
20	40	85	91
31	54	86	81
44	58	80	84
51	37	85	86

52	59	89	83
72	27	84	98

Example 80: Evaluation of compounds Single dose oral Pharmacokinetic study:

The test item was administered through oral route to animals (rat/mice) at 30mg/kg dose in a suitable vehicle (10% Solutol+ 20%PEG) at 10 ml/kg dose volume. Blood samples (~50µL at each time point) were collected from retro-orbital plexus using K3 EDTA as anticoagulant in eppendorf tubes at defined time intervals 30 minutes, 1 hour, 2 hour, 4 hour, 8 hour, 24 hour & 48 hour under light ether anaesthesia. The samples were centrifuged at 3500×g to separate plasma and stored at -80 °C until analysis. Plasma 25µl for Mice were processed as per described in sample preparation.

- Standard solutions of the test compound 1mg/mL solutions were prepared in DMSO and further dilutions were made in methanol. The calibration curve samples for LCMSMS analysis were prepared by spiking 25µl of Mice plasma with 2.5µl and of the appropriate working standard solution to obtain final concentrations 0.078, 0.156, 0.312, 0.625, 1.25, 2.5, 5, 10, 20 & 40µg/ml. To the test compound plasma extraction was carried out using Acetonitrile precipitation. After reconstitution with solvent (50% Acetonitrile in Buffer) samples were analyzed by LCMSMS to get the concentrations to calculate PK Parameters. The values are set forth in Table-4.

Table-4

Example no	Mice oral PK @30 mg/kg		Example no	Mice oral PK @30 mg/kg	
	C _{max} (µg/ml)	AUC _{0-t} (µg.hr/ml)		C _{max} (µg/ml)	AUC _{0-t} (µg.hr/ml)
2	13.153	165.708	37	38.844	874.12
3	29.61	544.857	38	10.069	113.719
4	8.845	184.919	40	20.255	343.317
5	26.008	289.239	42	22.873	480.991
6	11.099	100.412	43	31.344	320.392
7	41.921	517.02	44	19.807	153.713
10	9.794	69.762	45	21.17	214.252
12	8.54	61.312	46	29.49	835.997
13	2.716	18.218	47	23.578	537.72
14	26.752	377.338	48	20.301	477.13
15	12.843	141.167	50	23.295	454.291
17	28.565	332.923	51	32.327	277.12
18	15.925	235.704	53	9.746	57.84
19	13.875	93.04	54	29.226	402.064
20	18.992	236.062	59	13.92	185.948
21	16.034	191.391	60	20.228	216.625

Example no	Mice oral PK @30 mg/kg		Example no	Mice oral PK @30 mg/kg	
	C _{max} (µg/ml)	AUC _{0-t} (µg.hr/ml)		C _{max} (µg/ml)	AUC _{0-t} (µg.hr/ml)
22	23.6	489.844	61	45.721	615.349
23	29.736	589.886	64	27.378	335.569
24	29.618	427.527	65	7.383	145.21
25	23.997	336.08	67	24.254	86.58
28	16.239	344.768	68	20.045	271.842
30	22.971	477.469	70	36.636	880.717
31	18.68	254.609	71	19.304	129.737
33	11.391	231.111	72	15.266	191.83

References:

1. Antiviral methods and protocols (Eds: D Kinchington and R. F. Schinazi) Humana Press Inc., 2000.
- 5 2. HIV protocols (Eds: N. L. Michael and J. H. Kim) Humana Press Inc, 1999.
3. DAIDS Virology manual from HIV laboratories, Publication NIH-97-3838, 1997.
4. HIV-1 p24 antigen capture assay, enzyme immunoassay for detection of Human immunodeficiency Virus Type 1 (HIV-1) p24 in tissue culture media - Advanced bio science laboratories, Inc kit procedure.
- 10 Although the invention herein has been described with reference to particular embodiments, it is to be understood that these embodiments are merely illustrative of the principles and applications of the present invention. It is therefore to be understood that numerous modifications may be made to the illustrative embodiments and that other arrangements may be devised without departing from the spirit and scope of the present
- 15 invention as described above.

All publications and patent applications cited in this application are herein incorporated by reference to the same extent as if each individual publication or patent application was specifically and individually indicated to be incorporated herein by reference.

;

10

19

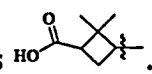
25

unsubstituted heteroaryl or $-S(O)_2R_b$;

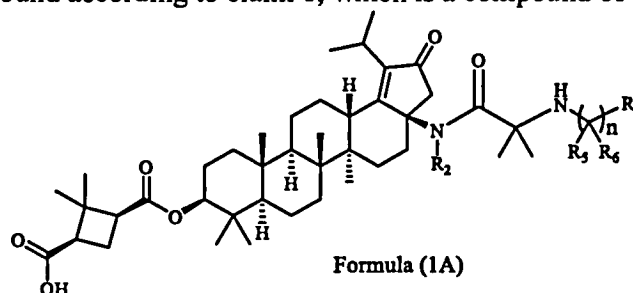
R_b and R_c are independently selected from substituted or unsubstituted C_1 - C_6 alkyl or substituted or unsubstituted C_6 - C_{12} aryl;

'n' is an integer selected from 0, 1 or 2;

pharmaceutically acceptable salts, pharmaceutically acceptable solvates,
5 pharmaceutically acceptable hydrates, tautomers, stereoisomers, ester prodrugs, or combination thereof.

2. The compound of claim 1, wherein R_1 is .

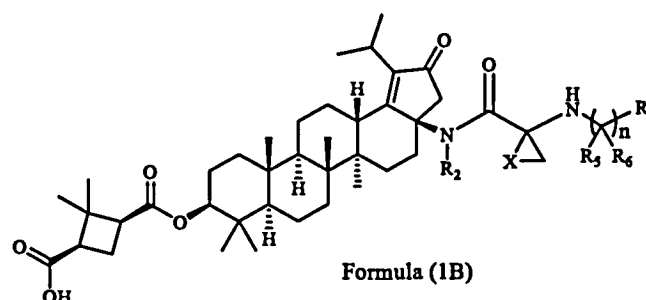
3. The compound according to claim 1, which is a compound of the formula (1A):



10 wherein,

R_2 , R_5 , R_6 , R_7 and 'n' are same as defined in claim 1.

4. The compound according to claim 1, which is a compound of the formula (1B):



wherein,

15 R_2 , R_5 , R_6 , R_7 and 'n' are same as defined in claim 1;

X is selected from -O-, -CH₂O-, -CH₂N-, -or (-CH₂)_m;

'm' is an integer selected from 1, 2, 3 or 4.

5. A compound selected from the group consisting of:

(1R,3S)-3-((((3aR,5aR,5bR,7aR,9S,11aR,11bR,13aS)-3a-(2-(4-chlorobenzamido)-2-methylpropanamido)-1-isopropyl-5a,5b,8,8,11a-pentamethyl-2-oxo-3,3a,4,5,5a,5b,6,7,7a,8,9,10,11,11a,11b,12,13,13a-octadecahydro-2H-cyclopenta[a]chrysen-9-yl)oxy)carbonyl)-2,2-dimethylcyclobutane-1-carboxylic acid,

(1R,3S)-3-((((3aR,5aR,5bR,7aR,9S,11aR,11bR,13aS)-3a-(2-(1-(4-chlorophenyl)cyclopropane-1-carboxamido)-2-methylpropanamido)-1-isopropyl-5a,5b,8,8,11a-pentamethyl

-2-oxo-3,3a,4,5,5a,5b,6,7,7a,8,9,10,11,11a,11b,12,13,13a-octadecahydro-2H-cyclopenta[a]chrysen-9-yl)oxy)carbonyl)-2,2-dimethylcyclobutane-1-carboxylic acid,

(1R,3S)-3-((((3aR,5aR,5bR,7aR,9S,11aR,11bR,13aS)-3a-(2-benzamido-2-methylpropanamido)-1-isopropyl-5a,5b,8,8,11a-pentamethyl-2-oxo-3,3a,4,5,5a,5b,6,7,7a,8,9,10,11,11a,11b,12,13,13a-octadecahydro-2H-cyclopenta[a]chrysen-9-yl)oxy)carbonyl)-2,2-dimethylcyclobutane-1-carboxylic acid,

(1R,3S)-3-((((3aR,5aR,5bR,7aR,9S,11aR,11bR,13aS)-3a-(2-(3,4-dichlorobenzamido)-2-methylpropanamido)-1-isopropyl-5a,5b,8,8,11a-pentamethyl-2-oxo-3,3a,4,5,5a,5b,6,7,7a,8,9,10,11,11a,11b,12,13,13a-octadecahydro-2H-cyclopenta[a]chrysen-9-yl)oxy)carbonyl)-2,2-dimethylcyclobutane-1-carboxylic acid,

(1R,3S)-3-((((3aR,5aR,5bR,7aR,9S,11aR,11bR,13aS)-1-isopropyl-5a,5b,8,8,11a-pentamethyl-3a-(2-methyl-2-(pyrazine-2-carboxamido)propanamido)-2-oxo-3,3a,4,5,5a,5b,6,7,7a,8,9,10,11,11a,11b,12,13,13a-octadecahydro-2H-cyclopenta[a]chrysen-9-yl)oxy)carbonyl)-2,2-dimethylcyclobutane-1-carboxylic acid,

(1R,3S)-3-((((3aR,5aR,5bR,7aR,9S,11aR,11bR,13aS)-3a-(2-(6-aminonicotinamido)-2-methylpropanamido)-1-isopropyl-5a,5b,8,8,11a-pentamethyl-2-oxo-3,3a,4,5,5a,5b,6,7,7a,8,9,10,11,11a,11b,12,13,13a-octadecahydro-2H-cyclopenta[a]chrysen-9-yl)oxy)carbonyl)-2,2-dimethylcyclobutane-1-carboxylic acid,

(1R,3S)-3-((((3aR,5aR,5bR,7aR,9S,11aR,11bR,13aS)-1-isopropyl-5a,5b,8,8,11a-pentamethyl-3a-(2-methyl-2-(5-methylpyrazine-2-carboxamido)propanamido)-2-oxo-3,3a,4,5,5a,5b,6,7,7a,8,9,10,11,11a,11b,12,13,13a-octadecahydro-2H-cyclopenta[a]chrysen-9-yl)oxy)carbonyl)-2,2-dimethylcyclobutane-1-carboxylic acid,

(1R,3S)-3-((((3aR,5aR,5bR,7aR,9S,11aR,11bR,13aS)-3a-(2-((S)-1-(tert-butoxy carbonyl)pyrrolidine-2-carboxamido)-2-methylpropanamido)-1-isopropyl-5a,5b,8,8,11a-pentamethyl-2-oxo-3,3a,4,5,5a,5b,6,7,7a,8,9,10,11,11a,11b,12,13,13a-octadecahydro-2H-cyclopenta[a]chrysen-9-yl)oxy)carbonyl)-2,2-dimethylcyclobutane-1-carboxylic acid,

(1R,3S)-3-((((3aR,5aR,5bR,7aR,9S,11aR,11bR,13aS)-3a-(2-(2-(4-ethylpiperazin-1-yl)acetamido)-2-methylpropanamido)-1-isopropyl-5a,5b,8,8,11a-pentamethyl-2-oxo-3,3a,4,5,5a,5b,6,7,7a,8,9,10,11,11a,11b,12,13,13a-octadecahydro-2H-cyclopenta[a]chrysen-9-yl)oxy)carbonyl)-2,2-dimethylcyclobutane-1-carboxylic acid,

(1R,3S)-3-((((3aR,5aR,5bR,7aR,9S,11aR,11bR,13aS)-1-isopropyl-5a,5b,8,8,11a-pentamethyl-3a-(2-methyl-2-(2-(piperidin-1-yl)acetamido)propanamido)-2-oxo-3,3a,4,5,5a,5b,6,7,7a,8,9,10,11,11a,11b,12,13,13a-octadecahydro-2H-cyclopenta[a]chrysen-9-yl)oxy)carbonyl)-2,2-dimethylcyclobutane-1-carboxylic acid,

(1R,3S)-3-((((3aR,5aR,5bR,7aR,9S,11aR,11bR,13aS)-3a-(2-(2-amino-2-methylpropanamido)-2-methylpropanamido)-1-isopropyl-5a,5b,8,8,11a-pentamethyl-2-oxo-3,3a,4,5,5a,5b,6,7,7a,8,9,10,11,11a,11b,12,13,13a-octadecahydro-2H-cyclopenta[a]chrysen-9-yl)oxy)carbonyl)-2,2-dimethylcyclobutane-1-carboxylic acid hydrochloride,

5 (1R,3S)-3-((((3aR,5aR,5bR,7aR,9S,11aR,11bR,13aS)-3a-(2-(1H-benzo[d]imidazole-5-carboxamido)-2-methylpropanamido)-1-isopropyl-5a,5b,8,8,11a-pentamethyl-2-oxo-3,3a,4,5,5a,5b,6,7,7a,8,9,10,11,11a,11b,12,13,13a-octadecahydro-2H-cyclopenta[a]chrysen-9-yl)oxy)carbonyl)-2,2-dimethylcyclobutane-1-carboxylic acid,

10 (1R,3S)-3-((((3aR,5aR,5bR,7aR,9S,11aR,11bR,13aS)-1-isopropyl-5a,5b,8,8,11a-pentamethyl-3a-(2-methyl-2-(2-(6-methylpyridin-3-yl)-1H-benzo[d]imidazole-5-carboxamido)propanamido)-2-oxo-3,3a,4,5,5a,5b,6,7,7a,8,9,10,11,11a,11b,12,13,13a-octadecahydro-2H-cyclopenta[a]chrysen-9-yl)oxy)carbonyl)-2,2-dimethylcyclobutane-1-carboxylic acid,

15 (1R,3S)-3-((((3aR,5aR,5bR,7aR,9S,11aR,11bR,13aS)-3a-(2-(2,4-dimethylthiazole-5-carboxamido)-2-methylpropanamido)-1-isopropyl-5a,5b,8,8,11a-pentamethyl-2-oxo-3,3a,4,5,5a,5b,6,7,7a,8,9,10,11,11a,11b,12,13,13a-octadecahydro-2H-cyclopenta[a]chrysen-9-yl)oxy)carbonyl)-2,2-dimethylcyclobutane-1-carboxylic acid,

20 (1R,3S)-3-((((3aR,5aR,5bR,7aR,9S,11aR,11bR,13aS)-1-isopropyl-5a,5b,8,8,11a-pentamethyl-3a-(2-methyl-2-(2-(pyrazin-2-yl)-1H-benzo[d]imidazole-5-carboxamido)propanamido)-2-oxo-3,3a,4,5,5a,5b,6,7,7a,8,9,10,11,11a,11b,12,13,13a-octadecahydro-2H-cyclopenta[a]chrysen-9-yl)oxy)carbonyl)-2,2-dimethylcyclobutane-1-carboxylic acid,

25 (1R,3S)-3-((((3aR,5aR,5bR,7aR,9S,11aR,11bR,13aS)-1-isopropyl-5a,5b,8,8,11a-pentamethyl-3a-(2-methyl-2-(1-methyl-1H-imidazole-2-carboxamido)propanamido)-2-oxo-3,3a,4,5,5a,5b,6,7,7a,8,9,10,11,11a,11b,12,13,13a-octadecahydro-2H-cyclopenta[a]chrysen-9-yl)oxy)carbonyl)-2,2-dimethylcyclobutane-1-carboxylic acid,

(1R,3S)-3-((((3aR,5aR,5bR,7aR,9S,11aR,11bR,13aS)-1-isopropyl-3a-(2-(3-isopropyl-1H-pyrazole-5-carboxamido)-2-methylpropanamido)-5a,5b,8,8,11a-pentamethyl-2-oxo-3,3a,4,5,5a,5b,6,7,7a,8,9,10,11,11a,11b,12,13,13a-octadecahydro-2H-cyclopenta[a]chrysen-9-yl)oxy)carbonyl)-2,2-dimethylcyclobutane-1-carboxylic acid,

30 (1R,3S)-3-((((3aR,5aR,5bR,7aR,9S,11aR,11bR,13aS)-1-isopropyl-5a,5b,8,8,11a-pentamethyl-3a-(2-methyl-2-(4-morpholinobenzamido)propanamido)-2-oxo-3,3a,4,5,5a,5b,6,7,7a,8,9,10,11,11a,11b,12,13,13a-octadecahydro-2H-cyclopenta[a]chrysen-9-yl)oxy)carbonyl)-2,2-dimethylcyclobutane-1-carboxylic acid,

(1R,3S)-3-((((3aR,5aR,5bR,7aR,9S,11aR,11bR,13aS)-3a-(2-(3,5-dimethylisoxazole-4-carboxamido)-2-methylpropanamido)-1-isopropyl-5a,5b,8,8,11a-pentamethyl-2-oxo-3,3a,4,5,5a,5b,6,7,7a,8,9,10,11,11a,11b,12,13,13a-octadecahydro-2H-cyclopenta[a]chrysen-9-yl)oxy)carbonyl)-2,2-dimethylcyclobutane-1-carboxylic acid,

5 (1R,3S)-3-((((3aR,5aR,5bR,7aR,9S,11aR,11bR,13aS)-1-isopropyl-5a,5b,8,8,11a-pentamethyl-3a-(2-methyl-2-(4-(4-methyl-1H-imidazol-1-yl)benzamido)propanamido)-2-oxo-3,3a,4,5,5a,5b,6,7,7a,8,9,10,11,11a,11b,12,13,13a-octadecahydro-2H-cyclopenta[a]chrysen-9-yl)oxy)carbonyl)-2,2-dimethylcyclobutane-1-carboxylic acid,

(1S,3R)-3-((((3aR,5aR,5bR,7aR,9S,11aR,11bR,13aS)-3a-(2-(4-chlorobenzamido)-2-methylpropanamido)-1-isopropyl-5a,5b,8,8,11a-pentamethyl-2-oxo-3,3a,4,5,5a,5b,6,7,7a,8,9,10,11,11a,11b,12,13,13a-octadecahydro-2H-cyclopenta[a]chrysen-9-yl)oxy)carbonyl)-2,2-dimethylcyclobutane-1-carboxylic acid,

(1R,3S)-3-((((3aR,5aR,5bR,7aR,9S,11aR,11bR,13aS)-3a-(2-(4-fluorobenzamido)-2-methylpropanamido)-1-isopropyl-5a,5b,8,8,11a-pentamethyl-2-oxo-3,3a,4,5,5a,5b,6,7,7a,8,9,10,11,11a,11b,12,13,13a-octadecahydro-2H-cyclopenta[a]chrysen-9-yl)oxy)carbonyl)-2,2-dimethylcyclobutane-1-carboxylic acid,

15 (1R,3S)-3-((((3aR,5aR,5bR,7aR,9S,11aR,11bR,13aS)-1-isopropyl-5a,5b,8,8,11a-pentamethyl-3a-(2-methyl-2-(4-methylbenzamido)propanamido)-2-oxo-3,3a,4,5,5a,5b,6,7,7a,8,9,10,11,11a,11b,12,13,13a-octadecahydro-2H-cyclopenta[a]chrysen-9-yl)oxy)carbonyl)-2,2-dimethylcyclobutane-1-carboxylic acid,

(1R,3S)-3-((((3aR,5aR,5bR,7aR,9S,11aR,11bR,13aS)-3a-(2-(furan-3-carboxamido)-2-methylpropanamido)-1-isopropyl-5a,5b,8,8,11a-pentamethyl-2-oxo-3,3a,4,5,5a,5b,6,7,7a,8,9,10,11,11a,11b,12,13,13a-octadecahydro-2H-cyclopenta[a]chrysen-9-yl)oxy)carbonyl)-2,2-dimethylcyclobutane-1-carboxylic acid,

25 (1R,3S)-3-((((3aR,5aR,5bR,7aR,9S,11aR,11bR,13aS)-1-isopropyl-5a,5b,8,8,11a-pentamethyl-3a-(2-methyl-2-(4-(trifluoromethyl)benzamido)propanamido)-2-oxo-3,3a,4,5,5a,5b,6,7,7a,8,9,10,11,11a,11b,12,13,13a-octadecahydro-2H-cyclopenta[a]chrysen-9-yl)oxy)carbonyl)-2,2-dimethylcyclobutane-1-carboxylic acid,

(1R,3S)-3-((((3aR,5aR,5bR,7aR,9S,11aR,11bR,13aS)-3a-(2-(furan-2-carboxamido)-2-methylpropanamido)-1-isopropyl-5a,5b,8,8,11a-pentamethyl-2-oxo-3,3a,4,5,5a,5b,6,7,7a,8,9,10,11,11a,11b,12,13,13a-octadecahydro-2H-cyclopenta[a]chrysen-9-yl)oxy)carbonyl)-2,2-dimethylcyclobutane-1-carboxylic acid,

(1R,3S)-3-((((3aR,5aR,5bR,7aR,9S,11aR,11bR,13aS)-1-isopropyl-5a,5b,8,8,11a-pentamethyl-3a-(2-methyl-2-(1-phenylcyclopentane-1-carboxamido)propanamido)-2-oxo-

3,3a,4,5,5a,5b,6,7,7a,8,9,10,11,11a,11b,12,13,13a-octadecahydro-2H-cyclopenta[a]chrysen-9-yl)oxy)carbonyl)-2,2-dimethylcyclobutane-1-carboxylic acid,

(1R,3S)-3-((((3aR,5aR,5bR,7aR,9S,11aR,11bR,13aS)-1-isopropyl-5a,5b,8,8,11a-pentamethyl-3a-(2-methyl-2-(quinoline-2-carboxamido)propanamido)-2-oxo-3,3a,4,5,5a,5b,6,7,7a,8,9,10,11,11a,11b,12,13,13a-octadecahydro-2H-cyclopenta[a]chrysen-9-yl)oxy)carbonyl)-2,2-dimethylcyclobutane-1-carboxylic acid,

(1R,3S)-3-((((3aR,5aR,5bR,7aR,9S,11aR,11bR,13aS)-1-isopropyl-5a,5b,8,8,11a-pentamethyl-3a-(2-methyl-2-(3-methylpicolinamido)propanamido)-2-oxo-3,3a,4,5,5a,5b,6,7,7a,8,9,10,11,11a,11b,12,13,13a-octadecahydro-2H-cyclopenta[a]chrysen-9-yl)oxy)carbonyl)-2,2-dimethylcyclobutane-1-carboxylic acid,

(1R,3S)-3-((((3aR,5aR,5bR,7aR,9S,11aR,11bR,13aS)-1-isopropyl-5a,5b,8,8,11a-pentamethyl-3a-(2-methyl-2-(2-methylfuran-3-carboxamido)propanamido)-2-oxo-3,3a,4,5,5a,5b,6,7,7a,8,9,10,11,11a,11b,12,13,13a-octadecahydro-2H-cyclopenta[a]chrysen-9-yl)oxy)carbonyl)-2,2-dimethylcyclobutane-1-carboxylic acid,

(1R,3S)-3-((((3aR,5aR,5bR,7aR,9S,11aR,11bR,13aS)-1-isopropyl-5a,5b,8,8,11a-pentamethyl-3a-(2-methyl-2-(2-morpholinonicotinamido)propanamido)-2-oxo-3,3a,4,5,5a,5b,6,7,7a,8,9,10,11,11a,11b,12,13,13a-octadecahydro-2H-cyclopenta[a]chrysen-9-yl)oxy)carbonyl)-2,2-dimethylcyclobutane-1-carboxylic acid,

(1R,3S)-3-((((3aR,5aR,5bR,7aR,9S,11aR,11bR,13aS)-1-isopropyl-5a,5b,8,8,11a-pentamethyl-3a-(2-methyl-2-(pyrimidine-2-carboxamido)propanamido)-2-oxo-3,3a,4,5,5a,5b,6,7,7a,8,9,10,11,11a,11b,12,13,13a-octadecahydro-2H-cyclopenta[a]chrysen-9-yl)oxy)carbonyl)-2,2-dimethylcyclobutane-1-carboxylic acid,

(1R,3S)-3-((((3aR,5aR,5bR,7aR,9S,11aR,11bR,13aS)-3a-(2-(2,5-dimethylfuran-3-carboxamido)-2-methylpropanamido)-1-isopropyl-5a,5b,8,8,11a-pentamethyl-2-oxo-3,3a,4,5,5a,5b,6,7,7a,8,9,10,11,11a,11b,12,13,13a-octadecahydro-2H-cyclopenta[a]chrysen-9-yl)oxy)carbonyl)-2,2-dimethylcyclobutane-1-carboxylic acid,

(1R,3S)-3-((((3aR,5aR,5bR,7aR,9S,11aR,11bR,13aS)-3a-(2-(2-(1,1-dioxidothio morpholino)acetamido)-2-methylpropanamido)-1-isopropyl-5a,5b,8,8,11a-pentamethyl-2-oxo-3,3a,4,5,5a,5b,6,7,7a,8,9,10,11,11a,11b,12,13,13a-octadecahydro-2H-cyclopenta[a]chrysen-9-yl)oxy)carbonyl)-2,2-dimethylcyclobutane-1-carboxylic acid,

(1R,3S)-3-((((3aR,5aR,5bR,7aR,9S,11aR,11bR,13aS)-1-isopropyl-5a,5b,8,8,11a-pentamethyl-3a-(2-methyl-2-(piperidine-4-carboxamido)propanamido)-2-oxo-3,3a,4,5,5a,5b,6,7,7a,8,9,10,11,11a,11b,12,13,13a-octadecahydro-2H-cyclopenta[a]chrysen-9-yl)oxy)carbonyl)-2,2-dimethylcyclobutane-1-carboxylic acid hydrochloride,

(1R,3S)-3-((((3aR,5aR,5bR,7aR,9S,11aR,11bR,13aS)-3a-(2-((S)-2-amino-3-methylbutanamido)-2-methylpropanamido)-1-isopropyl-5a,5b,8,8,11a-pentamethyl-2-oxo-3,3a,4,5,5a,5b,6,7,7a,8,9,10,11,11a,11b,12,13,13a-octadecahydro-2H-cyclopenta[a]chrysen-9-yl)oxy)carbonyl)-2,2-dimethylcyclobutane-1-carboxylic acid hydrochloride,

5 (1R,3S)-3-((((3aR,5aR,5bR,7aR,9S,11aR,11bR,13aS)-1-isopropyl-5a,5b,8,8,11a-pentamethyl-3a-(2-methyl-2-(4-(methylsulfonyl)benzamido)propanamido)-2-oxo-3,3a,4,5,5a,5b,6,7,7a,8,9,10,11,11a,11b,12,13,13a-octadecahydro-2H-cyclopenta[a]chrysen-9-yl)oxy)carbonyl)-2,2-dimethylcyclobutane-1-carboxylic acid,

10 (1R,3S)-3-((((3aR,5aR,5bR,7aR,9S,11aR,11bR,13aS)-1-isopropyl-5a,5b,8,8,11a-pentamethyl-3a-(2-methyl-2-((S)-piperidine-3-carboxamido)propanamido)-2-oxo-3,3a,4,5,5a,5b,6,7,7a,8,9,10,11,11a,11b,12,13,13a-octadecahydro-2H-cyclopenta[a]chrysen-9-yl)oxy)carbonyl)-2,2-dimethylcyclobutane-1-carboxylic acid hydrochloride,

15 (1R,3S)-3-((((3aR,5aR,5bR,7aR,9S,11aR,11bR,13aS)-3a-(2-(2-(4-chlorophenyl)acetamido)-2-methylpropanamido)-1-isopropyl-5a,5b,8,8,11a-pentamethyl-2-oxo-3,3a,4,5,5a,5b,6,7,7a,8,9,10,11,11a,11b,12,13,13a-octadecahydro-2H-cyclopenta[a]chrysen-9-yl)oxy)carbonyl)-2,2-dimethylcyclobutane-1-carboxylic acid,

20 (1R,3S)-3-((((3aR,5aR,5bR,7aR,9S,11aR,11bR,13aS)-1-isopropyl-5a,5b,8,8,11a-pentamethyl-3a-(2-methyl-2-(pyrazolo[1,5-a]pyrimidine-3-carboxamido)propanamido)-2-oxo-3,3a,4,5,5a,5b,6,7,7a,8,9,10,11,11a,11b,12,13,13a-octadecahydro-2H-cyclopenta[a]chrysen-9-yl)oxy)carbonyl)-2,2-dimethylcyclobutane-1-carboxylic acid,

(1R,3S)-3-((((3aR,5aR,5bR,7aR,9S,11aR,11bR,13aS)-3a-(2-(2-aminothiazole-4-carboxamido)-2-methylpropanamido)-1-isopropyl-5a,5b,8,8,11a-pentamethyl-2-oxo-3,3a,4,5,5a,5b,6,7,7a,8,9,10,11,11a,11b,12,13,13a-octadecahydro-2H-cyclopenta[a]chrysen-9-yl)oxy)carbonyl)-2,2-dimethylcyclobutane-1-carboxylic acid,

25 (1R,3S)-3-((((3aR,5aR,5bR,7aR,9S,11aR,11bR,13aS)-1-isopropyl-5a,5b,8,8,11a-pentamethyl-3a-(2-methyl-2-(4-(5-methyl-1,3,4-oxadiazol-2-yl)benzamido)propanamido)-2-oxo-3,3a,4,5,5a,5b,6,7,7a,8,9,10,11,11a,11b,12,13,13a-octadecahydro-2H-cyclopenta[a]chrysen-9-yl)oxy)carbonyl)-2,2-dimethylcyclobutane-1-carboxylic acid,

30 (1R,3S)-3-((((3aR,5aR,5bR,7aR,9S,11aR,11bR,13aS)-3a-(2-(4-(1,1-dioxidothiomorpholino)benzamido)-2-methylpropanamido)-1-isopropyl-5a,5b,8,8,11a-pentamethyl-2-oxo-3,3a,4,5,5a,5b,6,7,7a,8,9,10,11,11a,11b,12,13,13a-octadecahydro-2H-cyclopenta[a]chrysen-9-yl)oxy)carbonyl)-2,2-dimethylcyclobutane-1-carboxylic acid,

(1R,3S)-3-((((3aR,5aR,5bR,7aR,9S,11aR,11bR,13aS)-3a-(2-(4-((1,1-dioxidothiomorpholino)methyl)benzamido)-2-methylpropanamido)-1-isopropyl-5a,5b,8,8,11a-penta

methyl-2-oxo-3,3a,4,5,5a,5b,6,7,7a,8,9,10,11,11a,11b,12,13,13a-octadecahydro-2H-cyclopenta[a]chrysen-9-yl)oxy)carbonyl)-2,2-dimethylcyclobutane-1-carboxylic acid,

(1R,3S)-3-((((3aR,5aR,5bR,7aR,9S,11aR,11bR,13aS)-3a-(2-(2-(dimethylamino)acetamido)-2-methylpropanamido)-1-isopropyl-5a,5b,8,8,11a-pentamethyl-2-oxo-3,3a,4,5,5a,5b,6,7,7a,8,9,10,11,11a,11b,12,13,13a-octadecahydro-2H-cyclopenta[a]chrysen-9-yl)oxy)carbonyl)-2,2-dimethylcyclobutane-1-carboxylic acid,

(1R,3S)-3-((((3aR,5aR,5bR,7aR,9S,11aR,11bR,13aS)-1-isopropyl-5a,5b,8,8,11a-pentamethyl-3a-(2-methyl-2-(6-methylpicolinamido)propanamido)-2-oxo-3,3a,4,5,5a,5b,6,7,7a,8,9,10,11,11a,11b,12,13,13a-octadecahydro-2H-cyclopenta[a]chrysen-9-yl)oxy)carbonyl)-2,2-dimethylcyclobutane-1-carboxylic acid,

(1R,3S)-3-((((3aR,5aR,5bR,7aR,9S,11aR,11bR,13aS)-1-isopropyl-5a,5b,8,8,11a-pentamethyl-3a-(2-methyl-2-(6-methylnicotinamido)propanamido)-2-oxo-3,3a,4,5,5a,5b,6,7,7a,8,9,10,11,11a,11b,12,13,13a-octadecahydro-2H-cyclopenta[a]chrysen-9-yl)oxy)carbonyl)-2,2-dimethylcyclobutane-1-carboxylic acid,

(1R,3S)-3-((((3aR,5aR,5bR,7aR,9S,11aR,11bR,13aS)-1-isopropyl-5a,5b,8,8,11a-pentamethyl-3a-(2-methyl-2-pivalamidopropanamido)-2-oxo-3,3a,4,5,5a,5b,6,7,7a,8,9,10,11,11a,11b,12,13,13a-octadecahydro-2H-cyclopenta[a]chrysen-9-yl)oxy)carbonyl)-2,2-dimethylcyclobutane-1-carboxylic acid,

sodium (1R,3S)-3-((((3aR,5aR,5bR,7aR,9S,11aR,11bR,13aS)-1-isopropyl-5a,5b,8,8,11a-pentamethyl-3a-(2-methyl-2-(methylsulfonamido)propanamido)-2-oxo-3,3a,4,5,5a,5b,6,7,7a,8,9,10,11,11a,11b,12,13,13a-octadecahydro-2H-cyclopenta[a]chrysen-9-yl)oxy)carbonyl)-2,2-dimethylcyclobutane-1-carboxylate,

(1R,3S)-3-((((3aR,5aR,5bR,7aR,9S,11aR,11bR,13aS)-3a-(2-((ethoxycarbonyl)amino)-2-methylpropanamido)-1-isopropyl-5a,5b,8,8,11a-pentamethyl-2-oxo-3,3a,4,5,5a,5b,6,7,7a,8,9,10,11,11a,11b,12,13,13a-octadecahydro-2H-cyclopenta[a]chrysen-9-yl)oxy)carbonyl)-2,2-dimethylcyclobutane-1-carboxylic acid,

(1R,3S)-3-((((3aR,5aR,5bR,7aR,9S,11aR,11bR,13aS)-3a-(2-((4-chlorophenyl)sulfonamido)-2-methylpropanamido)-1-isopropyl-5a,5b,8,8,11a-pentamethyl-2-oxo-3,3a,4,5,5a,5b,6,7,7a,8,9,10,11,11a,11b,12,13,13a-octadecahydro-2H-cyclopenta[a]chrysen-9-yl)oxy)carbonyl)-2,2-dimethylcyclobutane-1-carboxylic acid,

(1R,3S)-3-((((3aR,5aR,5bR,7aR,9S,11aR,11bR,13aS)-3a-(2-(cyclohexanecarboxamido)-2-methylpropanamido)-1-isopropyl-5a,5b,8,8,11a-pentamethyl-2-oxo-3,3a,4,5,5a,5b,6,7,7a,8,9,10,11,11a,11b,12,13,13a-octadecahydro-2H-cyclopenta[a]chrysen-9-yl)oxy)carbonyl)-2,2-dimethylcyclobutane-1-carboxylic acid,

(1R,3S)-3-((((3aR,5aR,5bR,7aR,9S,11aR,11bR,13aS)-1-isopropyl-5a,5b,8,8,11a-pentamethyl-3a-(2-methyl-2-((pyridin-2-ylmethyl)amino)propanamido)-2-oxo-3,3a,4,5,5a,5b,6,7,7a,8,9,10,11,11a,11b,12,13,13a-octadecahydro-2H-cyclopenta[a]chrysen-9-yl)oxy)carbonyl)-2,2-dimethylcyclobutane-1-carboxylic acid,

5 (1R,3S)-3-((((3aR,5aR,5bR,7aR,9S,11aR,11bR,13aS)-3a-(2-((4-chlorobenzyl)amino)-2-methylpropanamido)-1-isopropyl-5a,5b,8,8,11a-pentamethyl-2-oxo-3,3a,4,5,5a,5b,6,7,7a,8,9,10,11,11a,11b,12,13,13a-octadecahydro-2H-cyclopenta[a]chrysen-9-yl)oxy)carbonyl)-2,2-dimethylcyclobutane-1-carboxylic acid,

10 (1R,3S)-3-((((3aR,5aR,5bR,7aR,9S,11aR,11bR,13aS)-3a-(2-(((1-(4-chlorophenyl)cyclopropyl)methyl)amino)-2-methylpropanamido)-1-isopropyl-5a,5b,8,8,11a-pentamethyl-2-oxo-3,3a,4,5,5a,5b,6,7,7a,8,9,10,11,11a,11b,12,13,13a-octadecahydro-2H-cyclopenta[a]chrysen-9-yl)oxy)carbonyl)-2,2-dimethylcyclobutane-1-carboxylic acid,

15 (1R,3S)-3-((((3aR,5aR,5bR,7aR,9S,11aR,11bR,13aS)-3a-(2-(5-chloropicolinamido)-2-methylpropanamido)-1-isopropyl-5a,5b,8,8,11a-pentamethyl-2-oxo-3,3a,4,5,5a,5b,6,7,7a,8,9,10,11,11a,11b,12,13,13a-octadecahydro-2H-cyclopenta[a]chrysen-9-yl)oxy)carbonyl)-2,2-dimethylcyclobutane-1-carboxylic acid,

20 (1R,3S)-3-((((3aR,5aR,5bR,7aR,9S,11aR,11bR,13aS)-1-isopropyl-5a,5b,8,8,11a-pentamethyl-3a-(2-methyl-2-(3-(6-methylpyridin-3-yl)ureido)propanamido)-2-oxo-3,3a,4,5,5a,5b,6,7,7a,8,9,10,11,11a,11b,12,13,13a-octadecahydro-2H-cyclopenta[a]chrysen-9-yl)oxy)carbonyl)-2,2-dimethylcyclobutane-1-carboxylic acid,

(1R,3S)-3-((((3aR,5aR,5bR,7aR,9S,11aR,11bR,13aS)-1-isopropyl-5a,5b,8,8,11a-pentamethyl-3a-(2-methyl-2-(3-(6-methylpyridin-2-yl)ureido)propanamido)-2-oxo-3,3a,4,5,5a,5b,6,7,7a,8,9,10,11,11a,11b,12,13,13a-octadecahydro-2H-cyclopenta[a]chrysen-9-yl)oxy)carbonyl)-2,2-dimethylcyclobutane-1-carboxylic acid,

25 (1R,3S)-3-((((3aR,5aR,5bR,7aR,9S,11aR,11bR,13aS)-3a-(2-((2-(dimethylamino)ethyl)amino)-2-methylpropanamido)-1-isopropyl-5a,5b,8,8,11a-pentamethyl-2-oxo-3,3a,4,5,5a,5b,6,7,7a,8,9,10,11,11a,11b,12,13,13a-octadecahydro-2H-cyclopenta[a]chrysen-9-yl)oxy)carbonyl)-2,2-dimethylcyclobutane-1-carboxylic acid,

30 (1R,3S)-3-((((3aR,5aR,5bR,7aR,9S,11aR,11bR,13aS)-3a-(2-amino-2-methylpropanamido)-1-isopropyl-5a,5b,8,8,11a-pentamethyl-2-oxo-3,3a,4,5,5a,5b,6,7,7a,8,9,10,11,11a,11b,12,13,13a-octadecahydro-2H-cyclopenta[a]chrysen-9-yl)oxy)carbonyl)-2,2-dimethylcyclobutane-1-carboxylic acid hydrochloride,

(1R,3S)-3-((((3aR,5aR,5bR,7aR,9S,11aR,11bR,13aS)-3a-(2-((tert-butoxycarbonyl)amino)-2-methylpropanamido)-1-isopropyl-5a,5b,8,8,11a-pentamethyl-2-oxo-3,3a,4,5,5a,5b,

6,7,7a,8,9,10,11,11a,11b,12,13,13a-octadecahydro-2H-cyclopenta[a]chrysen-9-yl)oxy) carbonyl)-2,2-dimethylcyclobutane-1-carboxylic acid,

(1R,3S)-3-((((3aR,5aR,5bR,7aR,9S,11aR,11bR,13aS)-1-isopropyl-5a,5b,8,8,11a-pentamethyl-3a-(2-methyl-2-((S)-pyrrolidine-2-carboxamido)propanamido)-2-oxo-3,3a,4,5,5a,5b,6,7,7a,8,9,10,11,11a,11b,12,13,13a-octadecahydro-2H-cyclopenta[a]chrysen-9-yl)oxy) carbonyl)-2,2-dimethylcyclobutane-1-carboxylic acid hydrochloride, or pharmaceutically acceptable salts, solvates, including hydrates and prodrugs of compounds are also contemplated.

6. A compound selected from the group consisting of:

10 (1R,3S)-3-((((3aR,5aR,5bR,7aR,9S,11aR,11bR,13aS)-3a-(1-(4-chlorobenzamido)cyclobutane-1-carboxamido)-1-isopropyl-5a,5b,8,8,11a-pentamethyl-2-oxo-3,3a,4,5,5a,5b,6,7,7a,8,9,10,11,11a,11b,12,13,13a-octadecahydro-2H-cyclopenta[a]chrysen-9-yl)oxy) carbonyl)-2,2-dimethylcyclobutane-1-carboxylic acid,

15 (1R,3S)-3-((((3aR,5aR,5bR,7aR,9S,11aR,11bR,13aS)-1-isopropyl-5a,5b,8,8,11a-pentamethyl-3a-(1-(6-methylnicotinamido)cyclobutane-1-carboxamido)-2-oxo-3,3a,4,5,5a,5b,6,7,7a,8,9,10,11,11a,11b,12,13,13a-octadecahydro-2H-cyclopenta[a]chrysen-9-yl)oxy) carbonyl)-2,2-dimethylcyclobutane-1-carboxylic acid,

20 (1R,3S)-3-((((3aR,5aR,5bR,7aR,9S,11aR,11bR,13aS)-3a-(1-(4-chlorobenzamido)cyclohexane-1-carboxamido)-1-isopropyl-5a,5b,8,8,11a-pentamethyl-2-oxo-3,3a,4,5,5a,5b,6,7,7a,8,9,10,11,11a,11b,12,13,13a-octadecahydro-2H-cyclopenta[a]chrysen-9-yl)oxy) carbonyl)-2,2-dimethylcyclobutane-1-carboxylic acid,

25 (1R,3S)-3-((((3aR,5aR,5bR,7aR,9S,11aR,11bR,13aS)-3a-(1-(4-chlorobenzamido)cyclopentane-1-carboxamido)-1-isopropyl-5a,5b,8,8,11a-pentamethyl-2-oxo-3,3a,4,5,5a,5b,6,7,7a,8,9,10,11,11a,11b,12,13,13a-octadecahydro-2H-cyclopenta[a]chrysen-9-yl)oxy) carbonyl)-2,2-dimethylcyclobutane-1-carboxylic acid,

(1R,3S)-3-((((3aR,5aR,5bR,7aR,9S,11aR,11bR,13aS)-1-isopropyl-5a,5b,8,8,11a-pentamethyl-3a-(1-(6-methylnicotinamido)cyclohexane-1-carboxamido)-2-oxo-3,3a,4,5,5a,5b,6,7,7a,8,9,10,11,11a,11b,12,13,13a-octadecahydro-2H-cyclopenta[a]chrysen-9-yl)oxy) carbonyl)-2,2-dimethylcyclobutane-1-carboxylic acid,

30 (1R,3S)-3-((((3aR,5aR,5bR,7aR,9S,11aR,11bR,13aS)-1-isopropyl-5a,5b,8,8,11a-pentamethyl-3a-(1-(6-methylnicotinamido)cyclopentane-1-carboxamido)-2-oxo-3,3a,4,5,5a,5b,6,7,7a,8,9,10,11,11a,11b,12,13,13a-octadecahydro-2H-cyclopenta[a]chrysen-9-yl)oxy) carbonyl)-2,2-dimethylcyclobutane-1-carboxylic acid,

(1R,3S)-3-((((3aR,5aR,5bR,7aR,9S,11aR,11bR,13aS)-1-isopropyl-5a,5b,8,8,11a-pentamethyl-3a-(1-(4-methylbenzamido)cyclohexane-1-carboxamido)-2-oxo-3,3a,4,5,5a,5b,6,7,7a,8,9,10,11,11a,11b,12,13,13a-octadecahydro-2H-cyclopenta[a]chrysen-9-yl)oxy)carbonyl)-2,2-dimethylcyclobutane-1-carboxylic acid,

5 (1R,3S)-3-((((3aR,5aR,5bR,7aR,9S,11aR,11bR,13aS)-3a-(1-(4-chlorobenzamido)cyclopropane-1-carboxamido)-1-isopropyl-5a,5b,8,8,11a-pentamethyl-2-oxo-3,3a,4,5,5a,5b,6,7,7a,8,9,10,11,11a,11b,12,13,13a-octadecahydro-2H-cyclopenta[a]chrysen-9-yl)oxy)carbonyl)-2,2-dimethylcyclobutane-1-carboxylic acid,

10 (1R,3S)-3-((((3aR,5aR,5bR,7aR,9S,11aR,11bR,13aS)-1-isopropyl-5a,5b,8,8,11a-pentamethyl-3a-(1-(6-methylnicotinamido)cyclopropane-1-carboxamido)-2-oxo-3,3a,4,5,5a,5b,6,7,7a,8,9,10,11,11a,11b,12,13,13a-octadecahydro-2H-cyclopenta[a]chrysen-9-yl)oxy)carbonyl)-2,2-dimethylcyclobutane-1-carboxylic acid,

15 (1R,3S)-3-((((3aR,5aR,5bR,7aR,9S,11aR,11bR,13aS)-3a-(1-(4-fluorobenzamido)cyclopropane-1-carboxamido)-1-isopropyl-5a,5b,8,8,11a-pentamethyl-2-oxo-3,3a,4,5,5a,5b,6,7,7a,8,9,10,11,11a,11b,12,13,13a-octadecahydro-2H-cyclopenta[a]chrysen-9-yl)oxy)carbonyl)-2,2-dimethylcyclobutane-1-carboxylic acid,

20 (1R,3S)-3-((((3aR,5aR,5bR,7aR,9S,11aR,11bR,13aS)-1-isopropyl-5a,5b,8,8,11a-pentamethyl-3a-(1-(4-methylbenzamido)cyclopropane-1-carboxamido)-2-oxo-3,3a,4,5,5a,5b,6,7,7a,8,9,10,11,11a,11b,12,13,13a-octadecahydro-2H-cyclopenta[a]chrysen-9-yl)oxy)carbonyl)-2,2-dimethylcyclobutane-1-carboxylic acid,

(1R,3S)-3-((((3aR,5aR,5bR,7aR,9S,11aR,11bR,13aS)-1-isopropyl-5a,5b,8,8,11a-pentamethyl-2-oxo-3a-(1-(pyrimidine-2-carboxamido)cyclobutane-1-carboxamido)-3,3a,4,5,5a,5b,6,7,7a,8,9,10,11,11a,11b,12,13,13a-octadecahydro-2H-cyclopenta[a]chrysen-9-yl)oxy)carbonyl)-2,2-dimethylcyclobutane-1-carboxylic acid,

25 (1R,3S)-3-((((3aR,5aR,5bR,7aR,9S,11aR,11bR,13aS)-1-isopropyl-5a,5b,8,8,11a-pentamethyl-3a-(1-(2-morpholinonicotinamido)cyclobutane-1-carboxamido)-2-oxo-3,3a,4,5,5a,5b,6,7,7a,8,9,10,11,11a,11b,12,13,13a-octadecahydro-2H-cyclopenta[a]chrysen-9-yl)oxy)carbonyl)-2,2-dimethylcyclobutane-1-carboxylic acid,

30 (1S,3R)-3-((((3aR,5aR,5bR,7aR,9S,11aR,11bR,13aS)-3a-(1-(4-chlorobenzamido)cyclopropane-1-carboxamido)-1-isopropyl-5a,5b,8,8,11a-pentamethyl-2-oxo-3,3a,4,5,5a,5b,6,7,7a,8,9,10,11,11a,11b,12,13,13a-octadecahydro-2H-cyclopenta[a]chrysen-9-yl)oxy)carbonyl)-2,2-dimethylcyclobutane-1-carboxylic acid, or pharmaceutically acceptable salts, solvates, including hydrates and prodrugs of compounds are also contemplated.

7. A pharmaceutical composition comprising a compound according to any one of claims 1-6 and at least one pharmaceutically acceptable excipient.

8. The pharmaceutical composition according to claim 7, wherein the pharmaceutically acceptable excipient is a carrier or diluent.

5 9. A compound according to any one of claims 1-6 for use in a method for preventing, ameliorating or treating a viral mediated disease, disorder or syndrome in a subject in need thereof.

10 10. The compound for use according to claim 9, wherein the viral mediated disease, disorder or syndrome is HIV infection, HBV infection, HCV infection, a retroviral infection genetically related to AIDS, respiratory disorders (including adult respiratory distress syndrome (ARDS)), inflammatory disease, or a combination thereof.

11. A compound according to any one of claims 1- 6 for use in a method of treating HIV in a subject in need thereof.

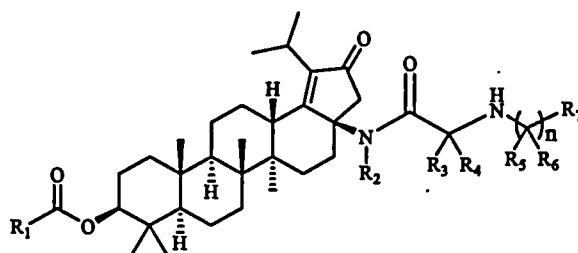
15 12. A pharmaceutical composition according to claim 7 for use in a method for preventing, ameliorating or treating a viral mediated disease, disorder or syndrome in a subject in need thereof.

20 13. The pharmaceutical composition for use according to claim 12, wherein the viral mediated disease, disorder or syndrome is HIV infection, HBV infection, HCV infection, a retroviral infection genetically related to AIDS, respiratory disorders (including adult respiratory distress syndrome (ARDS)), inflammatory disease, or a combination thereof.

14. Use of a compound according to any one of claims 1-6 in the manufacture of a medicament for preventing, ameliorating or treating a viral mediated disease, disorder or syndrome.

25 15. Use of a compound according to any one of claims 1- 6 in the manufacture of a medicament for treating HIV.

ABSTRACT

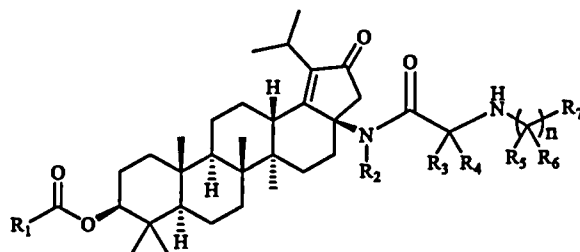


Formula (1)

The invention relates to C-3 novel triterpenone with C-17 reverse amide derivatives, related compounds, and pharmaceutical compositions useful for the therapeutic treatment of viral diseases and particularly HIV mediated diseases.

5

ABSTRACT

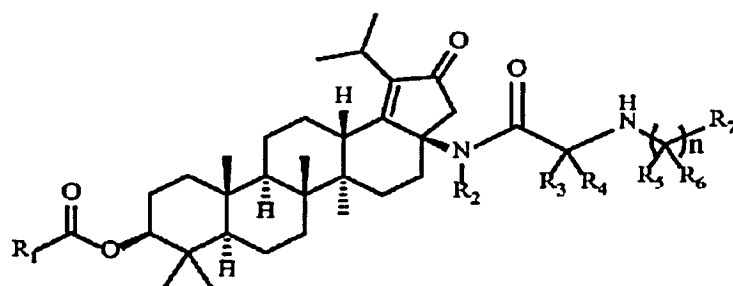


Formula (1)

The invention relates to C-3 novel triterpenone with C-17 reverse amide derivatives, related compounds, and pharmaceutical compositions useful for the therapeutic treatment of

5 viral diseases and particularly HIV mediated diseases.

Figure accompanying Abstract



Formula (1)